

TECHNICAL MANUAL  
UNIT, DIRECT SUPPORT AND GENERAL SUPPORT MAINTENANCE  
REPAIR PARTS AND SPECIAL TOOLS LIST  
FOR

RECOMPRESSION CHAMBER  
3-PERSON,  
MODEL RC-100-2  
S/N 08-A-163 thru 08-A-172  
NSN 4220-01-200-4797

DISTRIBUTION STATEMENT A: Approved for public release, distribution is unlimited.

---

HEADQUARTERS, DEPARTMENT OF THE ARMY  
29 APRIL 1994

Unit, Direct Support and General Support Maintenance  
 Repair Parts and Special Tools Lists  
 for

RECOMPRESSION CHAMBER  
 3-PERSON,  
 MODEL RC-100-2  
 S/N 08-A-163 thru 08-A-172  
 NSN 4220-01-200-4797

Current as of 12 July 93

**REPORTING OF ERRORS AND RECOMMENDING IMPROVEMENTS**

You can help improve this manual. If you find any mistakes or if you know of a way to improve the procedures, please let us know. Mail your letter, DA Form 2028 (Recommended Changes to Publications and Blank Forms), or DA Form 2028-2 located in the back of this manual direct to: Commander, U S. Army Aviation and Troop Command, ATTN AMSAT-I-MP, 4300 Goodfellow Blvd , St. Louis, MO 63120-1798. A reply will be furnished directly to you

DISTRIBUTION STATEMENT A Approved for public release, distribution is unlimited.

**TABLE OF CONTENTS**

			Page	Ilus/ Figure
Section	I	INTRODUCTION .....	1	
Section	II	REPAIR PARTS LIST .....	1-1	
Group	01	Chamber Shell		
		Chamber Shell.....	1-1	1
		Doors, Outer Lock and Inner Lock .....	2-1	2
		Medical Lock Assembly .....	3-1	3
		Outer Medical Lock Door .....	4-1	4
		Depressurization Valve and Gauge .....	5-1	5
		Inner Medical Lock Door.....	6-1	6
		Cot Assemblies.....	7-1	7
		Deck Plates .....	8-1	8
		View Port Assembly.....	9-1	9
		Electrical/Oxygen Penetrator .....	10-1	10
		Oxygen Penetrator .....	11-1	11
		Electrical and Water Penetrator Assembly.....	12-1	12
		Blank Penetrator Assembly.....	13-1	13
		Pressure Relief Valve Assembly .....	14-1	14
		Pressure Relief .....	15-1	15
		Ball Valve, 3/4 In .....	16-1	16
		Skid Assembly, Chamber .....	17-1	17
		Chamber Control Console (CCC) and Enclosure .....	18-1	18
Group	02	Environmental Group		
		Heater/Chiller Module.....	19-1	19
		Condensing Unit, Hermetic.....	20-1	20
		Pressure Control.....	21-1	21

## TABLE OF CONTENTS (Cont)

		Page	Illus Figure
	Control Box .....	22-1	22
	Shroud Assembly.....	23-1	23
	Pump Assembly.....	24-1	24
	Temperature Control Assembly, High .....	25-1	25
	Temperature Control, Low .....	26-1	26
	Water Valves (3/4 In.) and Hoses .....	27-1	27
	Chamber Conditioning Unit (CCU-03).....	28-1	28
	Motor.....	29-1	29
	Power Supply, 28 V .....	30-1	30
	CO <sub>2</sub> Scrubber Assembly .....	31-1	31
	Motor Assembly, Scrubber.....	32-1	32
	Portable Oxygen Analyzer .....	33-1	33
	Probe Assembly .....	34-1	34
	Flow Meter (.5-5.0 SCFH).....	35-1	35
	Thermocoupler Meter and Temperature Probe .....	36-1	36
Group	03 Electrical/Lighting System		
	Ground Fault Interrupter and Six Plug Receptacle		
	Power Strip.....	37-1	37
	Double Light Power Supply (Inner Lock) .....	38-1	38
	Light Source .....	39-1	39
	Single Light Power Supply (Outer Lock).....	40-1	40
	Fluorescent Lamp Assembly.....	41-1	41
	Wiring Harness.....	42-1	42
Group	04 Communications System Intercom		
	Communicator Assembly.....	43-1	43
	Front Panel Chassis Assembly .....	44-1	44
	Battery Card and Case .....	45-1	45
	Microphone and Headsets .....	46-1	46
	Sound Powered Phone Bracket, and Speakers .....	47-1	47
Group	05 Oxygen System		
	O <sub>2</sub> "K" Bottles/ Manifold .....	48-1	48
	Pressure Gauges, O <sub>2</sub> (HP/LP).....	49-1	49
	Pressure Regulator, O <sub>2</sub> .....	50-1	50
	Back Pressure Regulator, O <sub>2</sub> .....	51-1	51
	Valves, Shut-Off (O <sub>2</sub> ).....	52-1	52
	Valve, Isolator .....	53-1	53
	Dump Valve Assembly .....	54-1	54
	Manifold, BIBS, O <sub>2</sub> .....	55-1	55
	Inhalator, Mask Assembly, O <sub>2</sub> .....	56-1	56
	Demand Regulator, O <sub>2</sub> .....	57-1	57
	Exhaust Regulator, O <sub>2</sub> .....	58-1	58
	Dual Hose Assembly.....	59-1	59
	O <sub>2</sub> Piping .....	60-1	60

TABLE OF CONTENTS (Cont)

			Page	Illus Figure
Group	06	Air System		
		Air Supply Manifold .....	61-1	61
		Air Supply Valve, 3/4 Inch .....	62-1	62
		Air Supply Valve, 1 Inch .....	63-1	63
		Air Exhaust Manifold.....	64-1	64
		Air Exhaust Valves, 1 1/4 Inches .....	65-1	65
		Air Piping.....	66-1	66
Group	07	Depth Gauges		
		Depth and Caisson Gauges .....	67-1	67
Group	08	Bulk Materials		
		Bulk Materials List .....	Bulk-1	
Section	III	SPECIAL TOOLS LIST (Not Applicable)		
Section	IV	CROSS REFERENCE INDEXES		
		National Stock Number Index .....	I-1	
		Part Number Index.....	I-3	
		Figure and Item Number Index .....	I-25	

**UNIT, DIRECT SUPPORT AND GENERAL SUPPORT  
MAINTENANCE REPAIR PARTS AND SPECIAL TOOLS LIST**

SECTION I. INTRODUCTION

1. **SCOPE.** This RPSTL lists and authorizes spares and repair parts; special tools; special test, measurement, and diagnostic equipment (TMDE); and other special support equipment required for performance of unit, direct support and general support maintenance of the 3-Person Recompression Chamber. It authorizes the requisitioning, issue, and disposition of spares, repair parts and special tools as indicated by the source, maintenance and recoverability (SMR) codes.

**NOTE**

SMR codes in this RPSTL are shown only on parts that will be stocked for maintenance of the end item. Other items may be ordered using the CAGEC and Part go Number. Maintenance and recoverability authorization for parts without SMR codes can be identified by the next higher assembly or the Maintenance Allocation Chart (MAC) found in TM5-4220-227-14.

2. **GENERAL.** In addition to this section, Introduction, this Repair Parts and Special Tools List is divided into the following sections:

a. **Section II.** Repair Parts List. A list of spares and repair parts authorized by this RPSTL for use in the performance of maintenance. This list also includes parts which must be removed for replacement of the authorized parts. Parts lists are composed of functional groups in ascending alphanumeric sequence, with the parts in each group listed in ascending figure and item number sequence. Bulk materials are listed in item name sequence. Items are shown in the associated illustration(s)/figure(s).

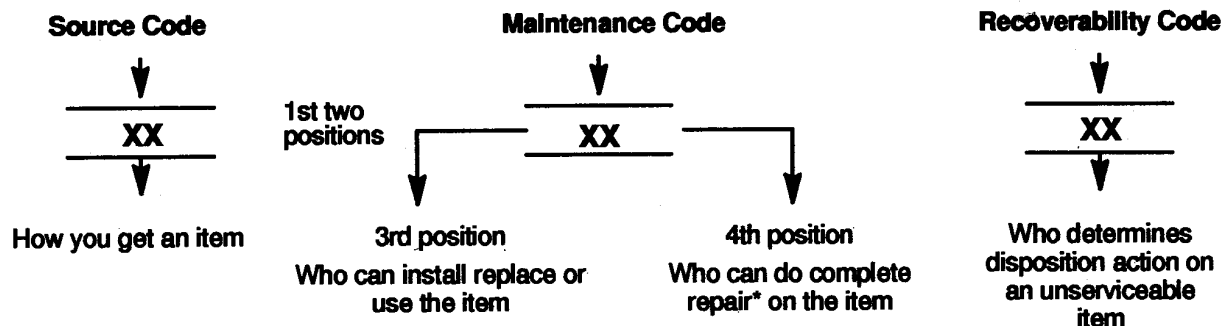
b. **Section III.** Special Tools List. A list of special tools, special TMDE, and other special support equipment authorized by this RPSTL (as indicated by Basis of Issue (BOI) information in DESCRIPTION AND USABLE ON CODE column) for the performance of maintenance.

c. **Section IV.** Cross-Reference Index. A list, in National Item Identification Number (NIIN) sequence, of all National stock numbered items appearing in the listing, followed by a list in alphanumeric sequence of all part numbers appearing in the listings. National stock numbers and part numbers are cross referenced to each illustration figure and item number appearance. The figure and item number index lists figure and item numbers in alphanumeric sequence and cross references NSN, CAGEC and part number.

3. **EXPLANATION OF COLUMNS (Sections II AND Section III).**

a. **ITEM NO.** (Column (1)). Indicates the number used to identify items called out in the illustration.

b. **SMR Code** (Column (2)). The Source, Maintenance, and Recoverability (SMR) code is a 5-position code containing supply/requisitioning information, maintenance category authorization criteria, and disposition instruction, as shown in the following breakout:



\* Complete Repair: Maintenance capacity, capability, and authority to perform all corrective maintenance tasks of the "Repair function in a use/user environment in order to restore serviceability to a failed item.

(1) Source Code. The source code tells you how to get an item needed for maintenance, repair, or overhaul of an end item/equipment. Explanations of source codes follows:

Source Code	Explanation
PA PB PC** PD PE PF PG	<p>Stocked items; use the applicable NSN to requested requisition items with these source codes. They are authorized to the category indicated by the code entered in the 3rd position of the SMR code.</p> <p>**NOTE: Items coded PC are subject to deterioration.</p>
KD KF KB J	<p>Items with these codes are not to be requested/requisitioned individually. They are part of a kit which is authorized to the maintenance category indicated in the 3rd position of the SMR code. The complete kit must be requisitioned and applied.</p>
MO - (Made at Unit/AVUM Level) MF - (Made at DS/AVUM Level) MH - (Made at GS Level) ML - (Made at Specialized Repair Activity (SRA)) MD - (Made at Depot)	<p>Items with these codes are not to be requested/requisitioned individually. They must be made from bulk material which is identified by the part number in the DESCRIPTION and USABLE ON CODE (UOC) column and listed in the Bulk Material group of the repair parts list in this RPSTL. If the item is authorized to you by the 3rd position code of the SMR code, but the source code indicates it is made at a higher level, order the item from the higher level of maintenance.</p>
AO - (Assembled by Unit/AVUM Level) AF - (Assembled by DS/AVIM Level) AH - (Assembled by GS Category) AL - (Assembled by SRA) AD - (Assembled by Depot)	<p>Items with these codes are not to be requested/requisitioned individually. The parts that make up the assembled item must be requisitioned or fabricated and assembled at the level of maintenance indicated by the source code. If the 3rd position code of the SMR code authorizes you to replace the item, but the source code indicates the items are assembled at a higher level, order the item from the higher level of maintenance.</p>
1.	
XA -	Do not requisition "XA"-coded item. Order its next higher assembly. (Refer to the NOTE below.)
XB -	If an "XB' item is not available from salvage, order it using the CAGEC and part number given.
XC -	Installation drawing, diagram, instruction sheet, field service drawing, that is identified manufacturer's part number.
XD -	Item is not stocked. Order an "XD"-coded item through normal supply channels using the CAGEC and part number given, if no NSN is available.

**NOTE**

Cannibalization or controlled exchange, when authorized, may be used as a source of supply for items with the above source codes, except for those source coded "XA" or those aircraft support items restricted by requirements of AR 750-1.

(2) Maintenance Code. Maintenance codes tell you the level(s) of maintenance authorized to USE and REPAIR support items. The maintenance codes are entered in the third and fourth positions of the SMR code as follows:

(a) The maintenance code entered in the third position tells you the lowest maintenance level authorized to remove, replace, and use an item. The maintenance code entered in the third position will indicate authorization to the following levels of maintenance.

<b>Maintenance Code</b>	<b>Application/Explanation</b>
C -	Crew or operator maintenance done within unit/AVUM maintenance.
O -	Unit level/AVUM maintenance can remove, replace, and use the item.
F -	Direct support/AVIM maintenance can remove, replace, and use the item.
H -	General support maintenance can remove, replace, and use the item.
L -	Specialized repair activity can remove, replace, and use the item.
D -	Depot can remove, replace, and use the item.

(b) The maintenance code entered in the fourth position tells whether or not the item is to be repaired and identifies the lowest maintenance level with the capability to do complete repair (i.e., perform all authorized repair functions.)

**NOTE**

Some limited repair may be done on an item at a lower level of maintenance, if authorized by the Maintenance Allocation Chart and SMR codes.

<b>Maintenance Code</b>	<b>Application/Explanation</b>
O -	Unit/AVUM is the lowest level that can do complete repair of the item.
F -	Direct support/AVIM is the lowest level that can do complete repair of the item
H -	General Support is the lowest level that can do complete repair of the item.
L -	Specialized repair activity is the lowest level that can do complete repair of the item
D -	Depot is the lowest level that can do complete repair of the item
Z -	Nonreparable. No repair is authorized.
B -	No repair is authorized. No parts or special tools are authorized for the maintenance of a "B" coded item. However, the item may be reconditioned by adjusting, lubricating, etc., at the user level.

(3) Recoverability Code. Recoverability codes are assigned to items to indicate the disposition action on unserviceable items. The recoverability code is entered in the fifth position of the SMR Code as follows:

**Recoverability  
Codes**

**Application/Explanation**

- Z - Nonreparable item. When unserviceable, condemn and dispose of the item at the level of maintenance shown in 3d position of SMR Code.
- O - Repairable item. When not economically repairable, condemn and dispose of the item at unit or AVUM level.
- F - Repairable item. When uneconomically repairable, condemn and dispose of the item at the direct support or AVIM level.
- H - Repairable item. When uneconomically repairable, condemn and dispose of the item at the general support level.
- D - Repairable item. When beyond lower level repair capability, return to depot Condemnation and disposal of item not authorized below depot level.
- L - Repairable item. Condemnation and disposal not authorized below specialized repair activity (SRA).
- A -- Item requires special handling or condemnation procedures because of specific reasons (e.g., precious metal content, high dollar value, critical material, or hazardous material). Refer to appropriate manuals/directives for specific instructions.

c. CAGEC (Column (3)). The Commercial and Government Entity Code (CAGEC) is a 5-digit numeric code which is used to identify the manufacturer, distributor, or Government agency/activity that supplies the item.

d. PART NUMBER (Column (4)). Indicates the primary number used by the manufacturer, (individual, company, firm, corporation, or Government activity), which controls the design and characteristics of the item by means of its engineering drawings, specifications, standards, and inspection requirements to identify an item or range of items.

**NOTE**

When you use an NSN to requisition an Item, the Item you receive may have a different part number from the number listed.

e. DESCRIPTION AND USABLE ON CODE (UOC) (Column (5)). This column includes the following information:

(1) The Federal item name and, when required, a minimum description to identify the item.

(2) Part numbers of bulk materials are referenced in this column in the line entry to be manufactured/fabricated.

(3) The statement "END OF FIGURE" appears just below the last item description in Column (5) for a given figure in both Section II and Section III.

f. QTY (Column (6)). The QTY (quantity per figure) column indicates the quantity of the item used in the breakout shown on the illustration/figure, which is prepared for a functional group, subfunctional group, or an assembly. A "V" appearing in this column instead of a quantity indicates that the quantity is variable and may vary from application to application.

**4. EXPLANATION OF INDEX FORMAT AND COLUMNS (SECTION IV)**

a. NATIONAL STOCK NUMBER (NSN) INDEX.



(1) STOCK NUMBER Column. This column lists the NSN in national item identification number (NIIN) sequence. The NIIN consists of the last nine digits of the NSN, i.e.

NSN
5305-01-574-1467
NIIN

When using this column to locate an item, ignore the first four digits of the NSN. Use the complete NSN (13 digits) when requisitioning items by stock number.

(2) FIG. Column. This column lists the number of the figure where the item is identified/located. The figures are in numerical order in Section II and Section III.

(3) ITEM Column. The item number identifies the item associated with the figure listed in the adjacent FIG. column. This item is also identified by the NSN listed on the same line.

b. PART NUMBER INDEX. Part numbers in this index are listed by part number in ascending alphanumeric sequence (i.e., vertical arrangement of letter and number combination which places the first letter or digit of each group in order A through Z, followed by the numbers 0 through 9, and each following letter or digit in like order).

(1) CAGEC Column. The Commercial and Government Entity Code (CAGEC) is a 5-digit numeric code used to identify the manufacturer, distributor, or Government agency/activity that supplies the item.

(2) PART NUMBER Column. Indicates the primary number used by the manufacturer (individual, firm, corporation, or Government activity), which controls the design and characteristics of the item by means of its engineering drawings, specifications, standards, and inspection requirements to identify an item or range of items.

(3) STOCK NUMBER Column. This column lists the NSN for the associated part number and manufacturer identified in the PART NUMBER and CAGEC columns to the left.

(4) FIG. Column. This column lists the number of the figure where the item is identified/located in Section II and Section III.

(5) ITEM Column. The item number is that number assigned to the item as it appears in the figure referenced in adjacent figure number column.

c. FIGURE AND ITEM NUMBER INDEX.

(1) FIG. Column. This column lists the number of the figure where the item is identified/located in Section II and Section III.

(2) ITEM Column. The item number is that number assigned to the item as it appears in the figure referenced in the adjacent figure number column.

(3) STOCK NUMBER Column. This column lists the NSN for the item.

(4) CAGEC Column. The Commercial and Government Entity Code (CAGEC) is a 5-digit numeric code used to identify the manufacturer, distributor, or Government agency/activity that supplies the item.

(5) PART NUMBER Column. Indicates the primary number used by the manufacturer (individual, firm, corporation, or Government activity), which controls the design and characteristics of the item by means of its engineering drawings, specifications, standards, and inspection requirements to identify an item or range of items.

5. SPECIAL INFORMATION.

a. USABLE ON CODE. The usable on code appears in the lower left corner of the Description Column heading. Usable on codes are shown as "UOC:.." in the Description Column (Justified left) on the last line of the applicable item description/nomenclature. Uncoded items are applicable to all models.

b. FABRICATION INSTRUCTIONS. Bulk materials required to manufacture items are listed in the Bulk Material Functional Group of this RPSTL. Part numbers for bulk materials are also referenced in the description column of the line entry for the item to be manufactured/fabricated. Detailed fabrication instructions for items source coded to be manufactured or fabricated are found in TM5-4220-227-14.

c. INDEX NUMBERS. Items which have the word BULK in the figure column will have an index number shown in the item number column. This index number is a cross-reference between the National Stock Number/Part Number Index and the bulk material list in Section II.

d. ASSOCIATED PUBLICATIONS. The publications listed below pertain to the Recompression Chamber and its components.

<u>Publication</u>	<u>Short Title</u>
TM5-4220-227-14	Operator, Unit, Direct Support and General Support Maintenance Manual

6. HOW TO LOCATE REPAIR PARTS.

a. When National Stock Numbers or Part Numbers are NOT Known.

(1) First. Using the table of contents, determine the assembly or subassembly group to which the item belongs. This is necessary since figures are prepared for assembly groups and subassembly groups, and listings are divided into the same groups.

(2) Second. Find the figure covering the assembly group or subassembly group to which the item belongs.

(3) Third. Identify the item on the figure and use the Figure and Item Number Index to find the NSN.

b. When National Stock Number or Part Number is Known.

(1) First. Using the of National Stock Number and Part Number Indexes find the pertinent National Stock Number or Part Number. The NSN index is in National Item Identification Number (NIIN) sequence (see paragraph 4.a.). The part numbers in the Part Number index are listed in ascending alphanumeric sequence (see paragraph 4.b.). Both indexes cross-reference you to the illustration/figure and item number of the item you are looking for.

(2) Second. Turn to the figure and item number, verify that the item is the one you are looking for, then locate the item number in the repair parts list for the figure.

7. ABBREVIATIONS. Abbreviations used in this manual are listed in MIL-STD-12.

1  
2 THRU 7

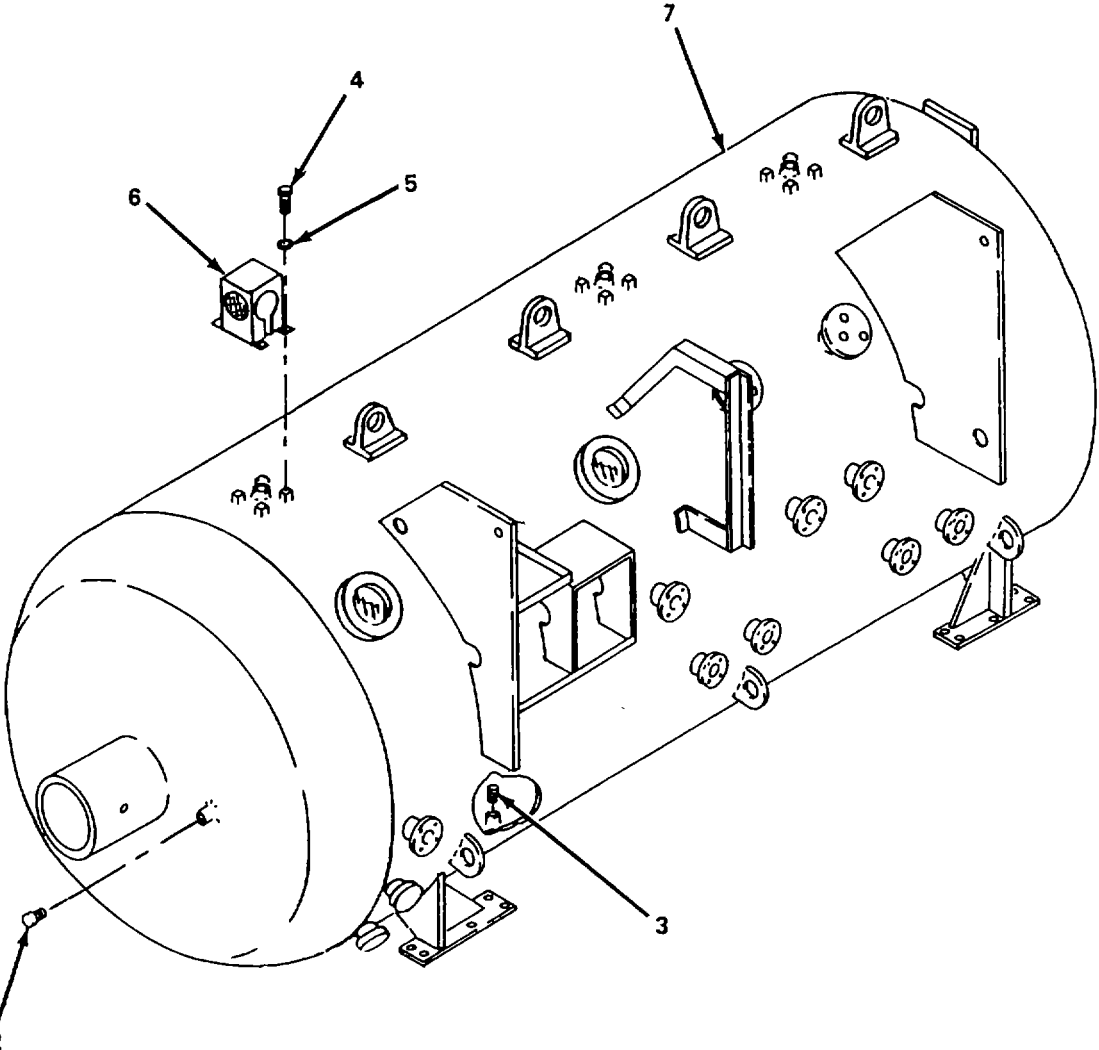


Figure 1. Chamber Shell

SECTION II

TM 5-4220-227-24P

(1) ITEM NO	(2) SMR CODE	(3) CAGE	(4) PART NUMBER	(5) DESCRIPTION AND USABLE ON CODES (UOC)	(6) QTY
				GROUP 01 CHAMBER SHELL	
				FIG. 1 CHAMBER SHELL	
1		19879	C867-7301-1- THRU-91	SHELL ASSEMBLY, CHAMBER .....	1
2		96906	MS51518-B8	.PLUG .....	1
3		96906	MS51518-B12	.PLUG .....	2
4		19879	C867-7301-ITEM 51	.BOLT, HEX .....	12
5		96906	MS15795-704	.WASHER, LOCK.....	12
6		19879	C867-7316-1	.COVER, LIGHT .....	3
7		19879	C867-7301-1	.SHELL, CHAMBER .....	1
				END OF FIGURE	

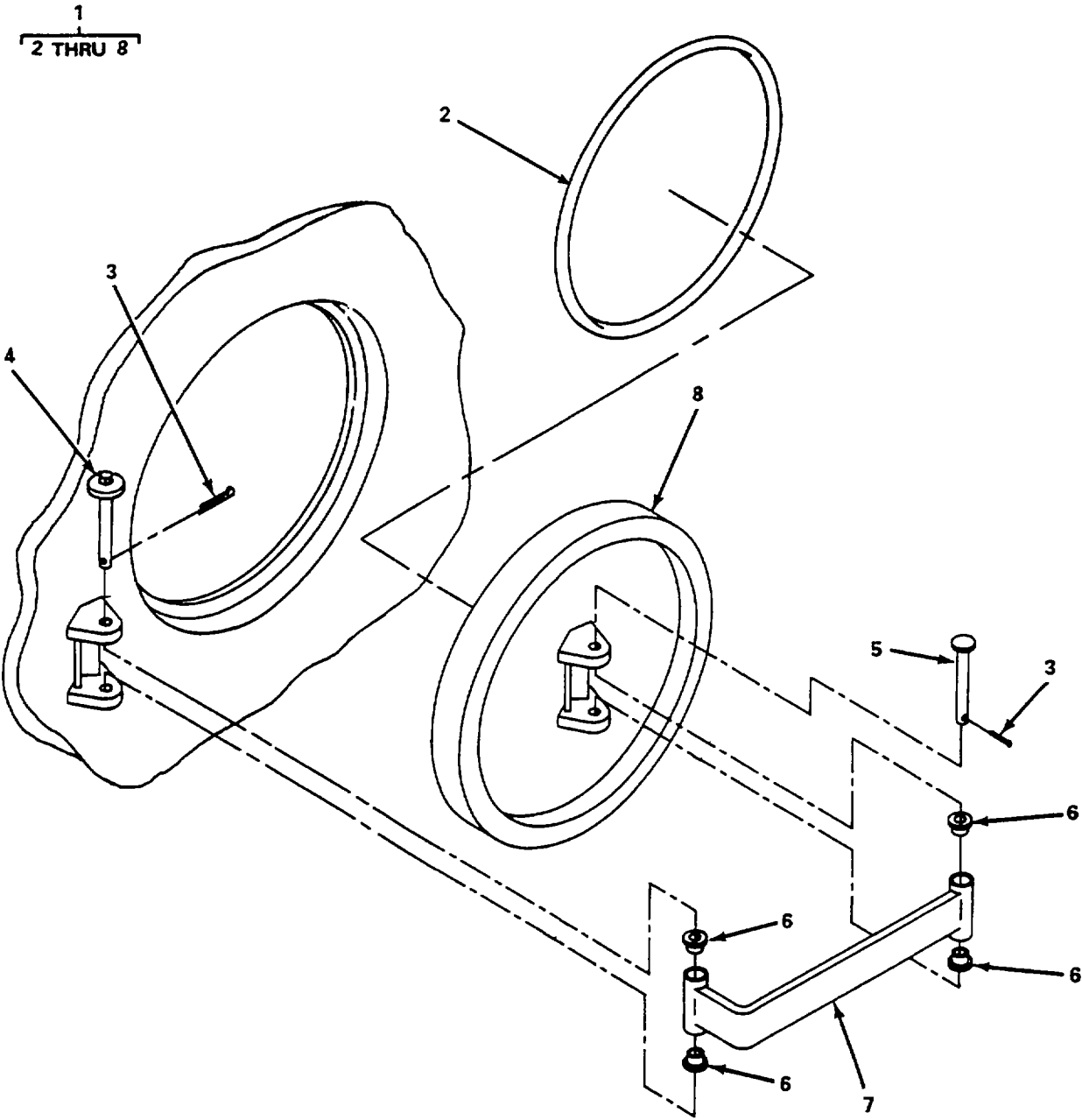


Figure 2. Doors, Outer Lock and Inner Lock

SECTION II

TM 5-4220-227-24P

(1) ITEM NO	(2) SMR CODE	(3) CAGE	(4) PART NUMBER	(5) DESCRIPTION AND USABLE ON CODES (UOC)	(6) QTY
				GROUP 01 CHAMBER SHELL	
				FIG. 2 DOORS, OUTER LOCK AND INNER LOCK	
1	PBHHH	19879	C867-7304	..HATCH ASSEMBLY, CHAMBER.....	2
2	PAHZZ	19879	C867-7314-ITEM 8	..PACKING, PREFORMED.....	1
3		96906	MS24665-45	..PIN, COTTER, 3/32 DIA., x 1 1/2 LG (SST).....	2
4		19879	C867-7304-31	..PIN ASSEMBLY, HINGE .....	1
5		19879	C867-7304-41	..PIN ASSEMBLY, HINGE .....	1
6	PBHZZ	19879	C867-7304-23	..BUSHING, HINGE .....	4
7		19879	C867-7304-21	..HINGE ARM.....	1
8		19879	C867-7304-1	..HATCH.....	1
				END OF FIGURE	

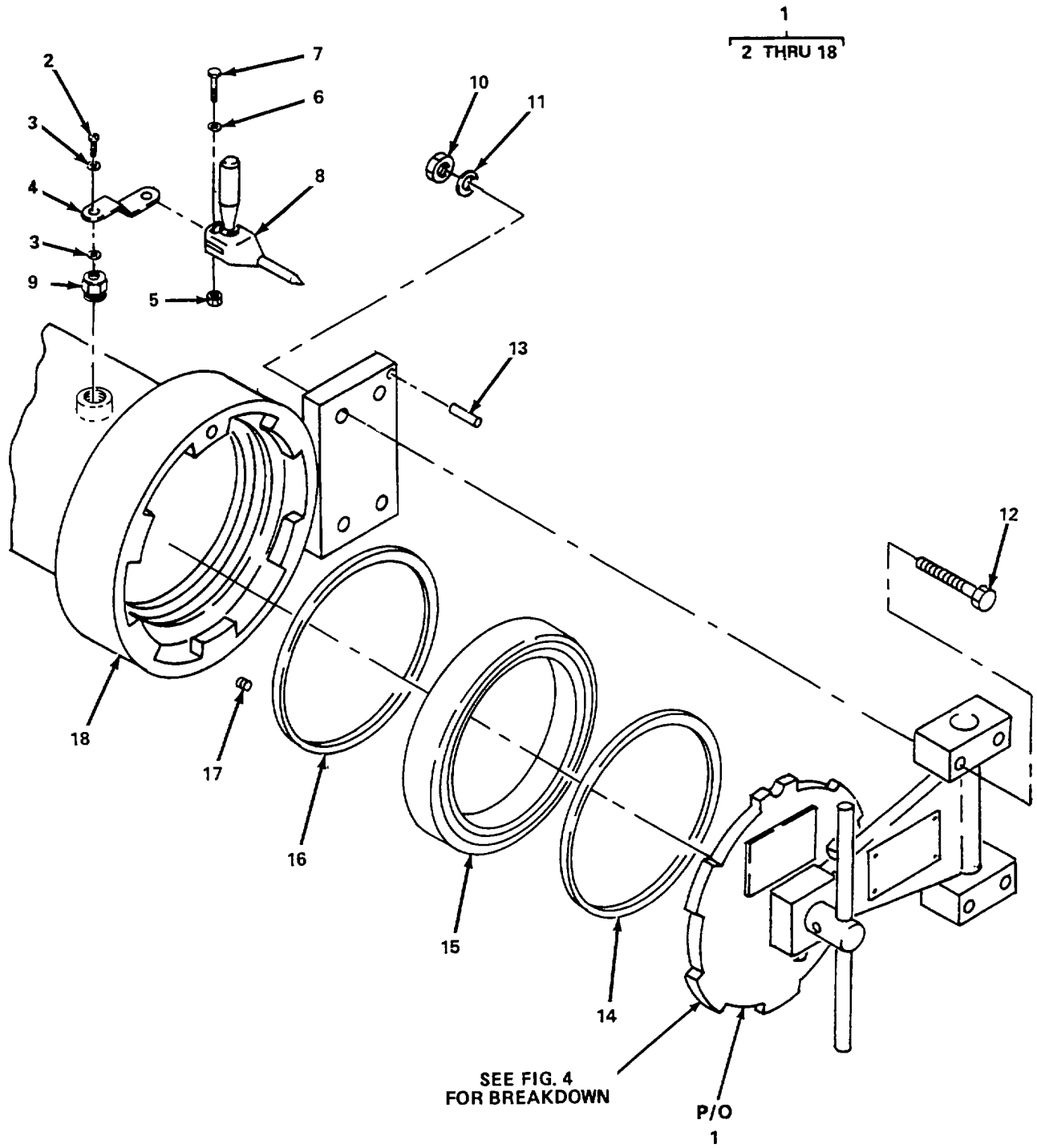


Figure 3. Medical Lock Assembly

## SECTION II

TM 5-4220-227-24P

(1) ITEM NO	(2) SMR CODE	(3) CAGEC	(4) PART NUMBER	(5) DESCRIPTION AND USABLE ON CODES (UOC)	(6) QTY
				GROUP 01 CHAMBER SHELL	
				FIG. 3 MEDICAL LOCK ASSEMBLY	
1	PFHHH	19879	C867-7306-1	..MEDICAL LOCK ASSEMBLY	1
2		96906	MS35219-75	..SCREW, ROUND HEAD	1
3		96906	MS27183-17	..WASHER, FLAT 1/4 ID.	2
4		19879	C867-7306-29	..ARM ASSEMBLY, LOCK PIN	1
5		96906	MS16286-1	..NUT, PLAIN, HEXAGON	1
6		96906	MS35338-139	..WASHER, LOCK	1
7		96906	MS90728-12	..BOLT, HEXAGON	1
8		19879	C867-7306-41	..PIN ASSEMBLY, LOCK	1
9		19879	C867-7306-44	..NIPPLE, CLOSED	1
10		96906	MS16286-5	..NUT, HEX 1/2 - 13 UNC	4
11		96906	MS35338-143	..WASHER, LOCK 1/2 ID .	4
12		96906	MS35312-122	..SCREW, MACHINE, HEX, 3/34 L X 1/2	4
13		19879	C867-7306-57	..PIN, DOWL.	4
14	PAHZZ	02697	2-454	..PACKING, PREFORMED	1
15	PAHZZ	19879	C867-7306-3	..RING, SEAL	1
16	PAHZZ	02697	2-456	..PACKING, PREFORMED	1
17	PAHZZ	81085	LC-032L-4	..SPRING	12
18		19879	C867-7306-11	..FRAME ASSEMBLY, DOOR	1
				END OF FIGURE	



1  
2 THRU 10

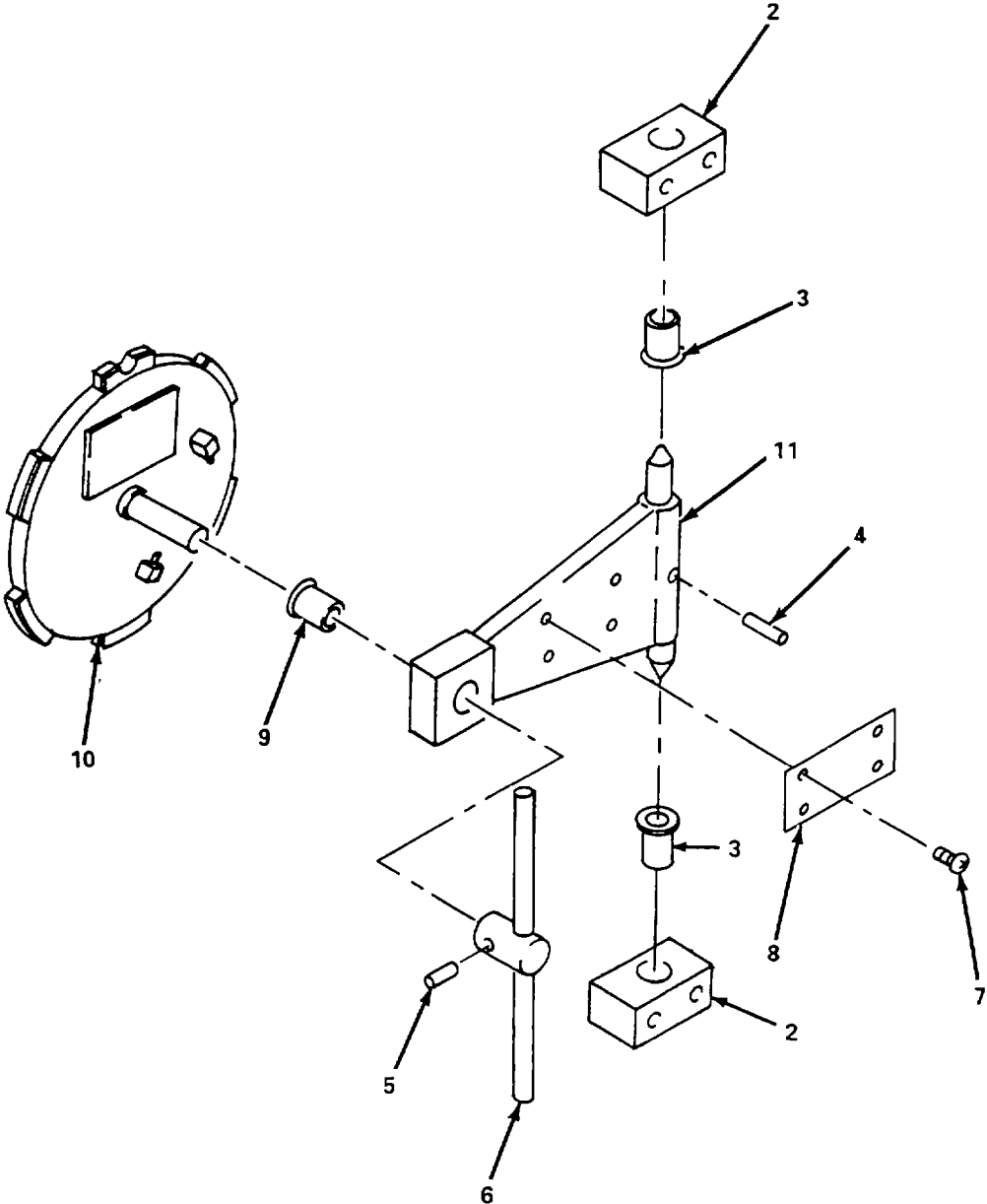


Figure 4. Outer Medical Lock Door

SECTION II

TM 5-4220-227-24P

(1) ITEM NO	(2) SMR CODE	(3) CAGEC	(4) PART NUMBER	(5) DESCRIPTION AND USABLE ON CODES (UOC)	(6) QTY
GROUP 01 CHAMBER SHELL					
FIG. 4 OUTER MEDICAL LOCK DOOR					
1	PBFFF	19879	C867-7306-21	..DOOR ASSEMBLY, MEDICAL LOCK .....	1
2		19879	C867-7306-9	...SUPPORT BLOCK, HINGE .....	2
3	PAFZZ	71366	FL125-14	...BUSHING, BEARING, FLANGED .....	2
4		K3297	1/4X2BMK	...PIN, STEEL.....	1
5		19879	C867-7306-47	...PIN, TAPERED .....	1
6		19879	C867-7306-51	...HANDLE ASSEMBLY, MEDICAL DOOR.....	1
7		39428	90053A245	...SCREW, SHEET METAL NO 10 .....	4
8		19879	C867-7306-1-1	...PLACARD, IDENTIFICATION .....	1
9	PAFZZ	71366	FL102-12	...BUSHING, BEARING, FLANGED .....	1
10		19879	C867-7306-5	...DOOR, MEDICAL LOCK .....	1
11		18768	C867-7306-31	...ARM.....	1
END OF FIGURE					

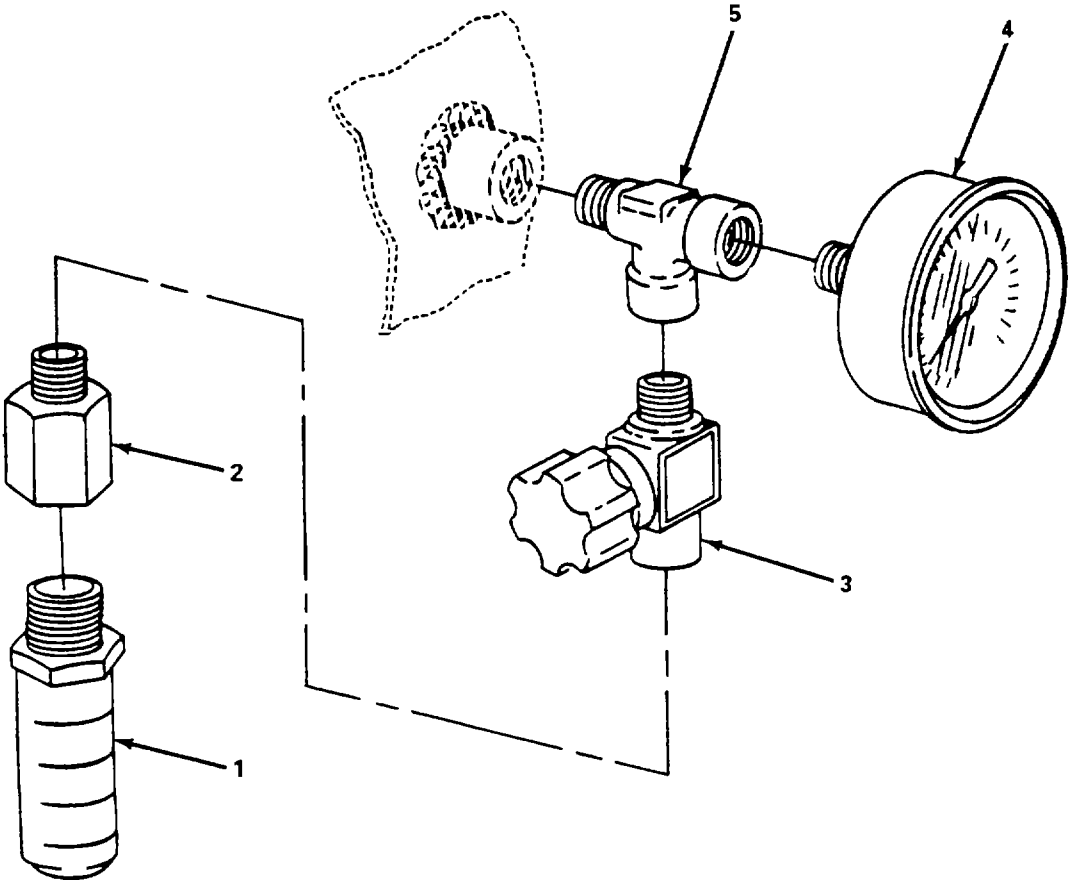


Figure 5. Depressurization Valve and Gauge

SECTION II

TM 5-4220-227-24P

(1) ITEM NO	(2) SMR CODE	(3) CAGEC	(4) PART NUMBER	(5) DESCRIPTION AND USABLE ON CODES (UOC)	(6) QTY
				GROUP 01 CHAMBER SHELL	
				FIG. 5 DEPRESSURIZATION VALVE AND GAUGE	
1		90426	MA004A	..SILENCER, EXHAUST.....	1
2		12623	SS-8-AT-8	..ADAPTER.....	1
3	PAOZZ	12623	SS-1RS4-A	..VALVE, ANGLE.....	1
4	PAOZZ	66872	7014	..GAUGE, PRESSURE, 0-150 PSI.....	1
5		12623	SS-8-ST	..TEE, STREET.....	1
				END OF FIGURE	

1  
2 THRU 11

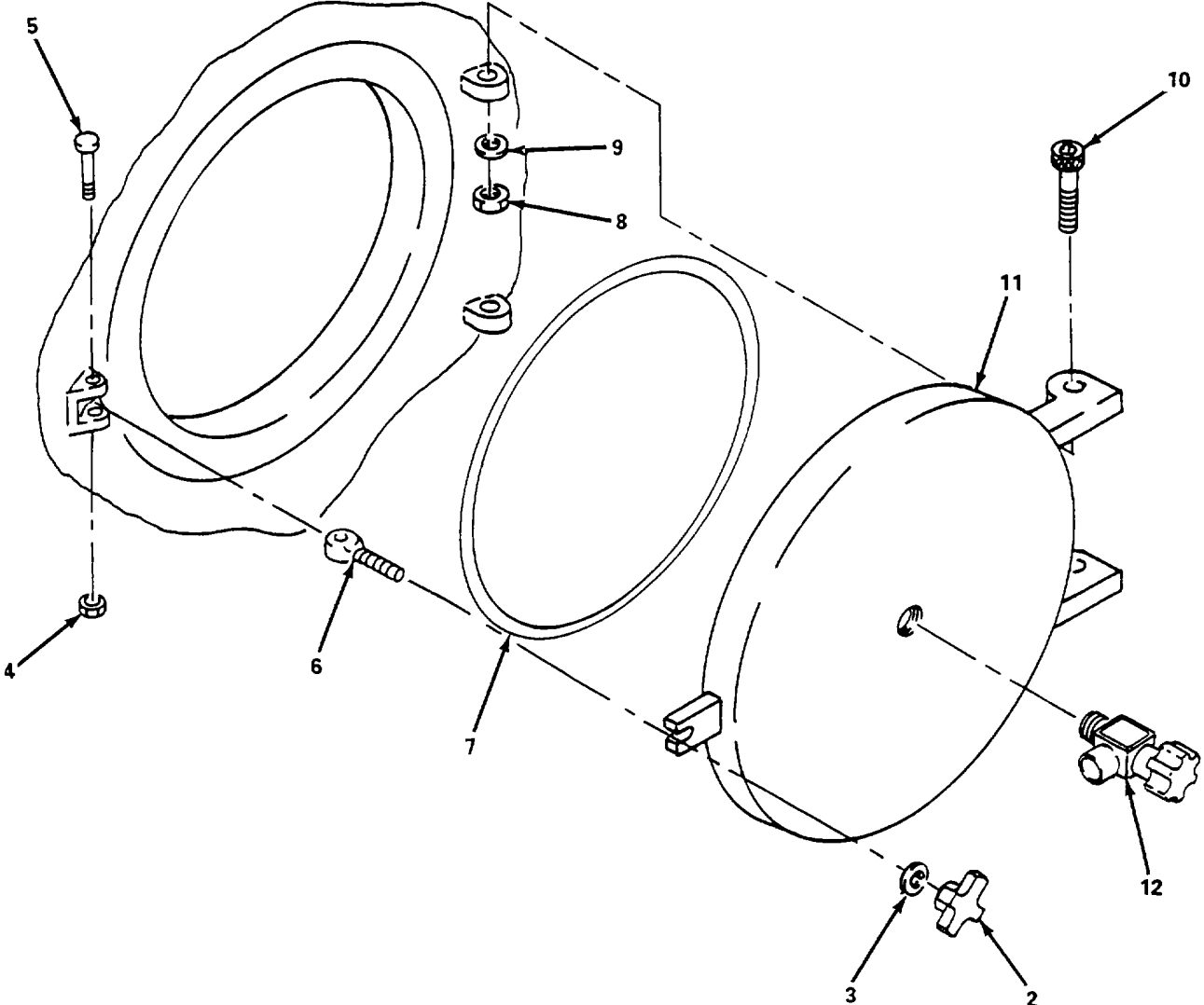


Figure 6. Inner Medical Lock Door

SECTION II

TM 5-4220-227-24P

(1) ITEM NO	(2) SMR CODE	(3) CAGEC	(4) PART NUMBER	(5) DESCRIPTION AND USABLE ON CODES (UOC)	(6) QTY
GROUP 01 CHAMBER SHELL					
FIG. 6 INNER MEDICAL LOCK DOOR					
1	PBFFF	19879	C867-7318	..INNER HATCH ASSEMBLY, MEDICAL LOCK.....	1
2	PAFZZ	01599	STT-ST	...KNOB, ALUMINUM.....	1
3		96906	MS27183-9	...WASHER, FLAT.....	1
4		96906	MS16286-1	...NUT, HEX.....	1
5		96906	MS35312-14	...BOLT, HEX.....	1
6		19879	C867-7318-9	...BOLT, SWING.....	1
	PAFZZ	02697	2-454	...PACKING, PREFORMED.....	1
8		96906	MS16286-2	...NUT, HEX.....	2
9		96906	MS27183-10	...WASHER, FLAT.....	2
10		96906	MS35312-36	...BOLT, MACHINE, HEX.....	2
11		19879	C867-7318-11	...COVERASSEMBLY.....	1
12	PAFZZ	12623	SS-20KM4-S4-A	..VALVE, GLOVE.....	1
END OF FIGURE					

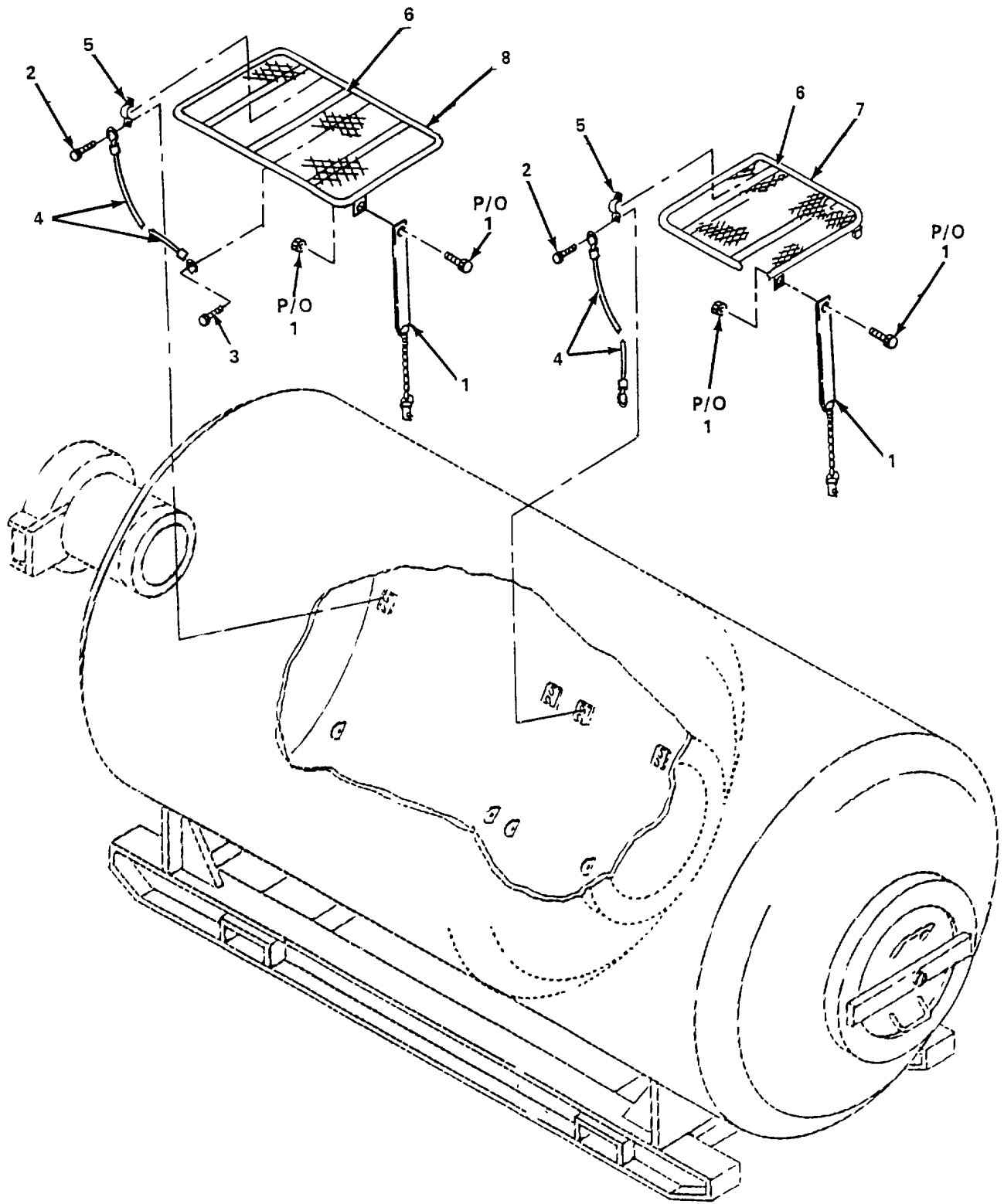


Figure 7 Cot Assemblies

SECTION II

TM 5-4220-227-24P

(1) ITEM NO	(2) SMR CODE	(3) CAGEC	(4) PART NUMBER	(5) DESCRIPTION AND USABLE ON CODES (UOC)	(6) QTY
				GROUP 01 CHAMBER SHELL	
				FIG. 7 COT ASSEMBLIES	
1	PAOZZ	19879	C867-7313-7	.SUPPORT ASSEMBLY, COT.....	4
2		96906	MS35312-8	.BOLT, HEX.....	8
3		96906	MS51851-96	.SCREW, TAPPING.....	2
4	PBOZZ	81349	MS3413/8-A06DD	.LEAD, ELECTRICAL, GROUNDING.....	2
5		39428	3039T19	.CLAMP, FASTENER.....	4
6	PAOZZ	96906	MS14425C025	.SUPPORT BAR, COT.....	5
7	PAOZZ	19879	C867-7313-21	.COT, SMALL.....	1
8	PAOZZ	19879	C867-7313-11	.COT, LARGE.....	1
				END OF FIGURE	



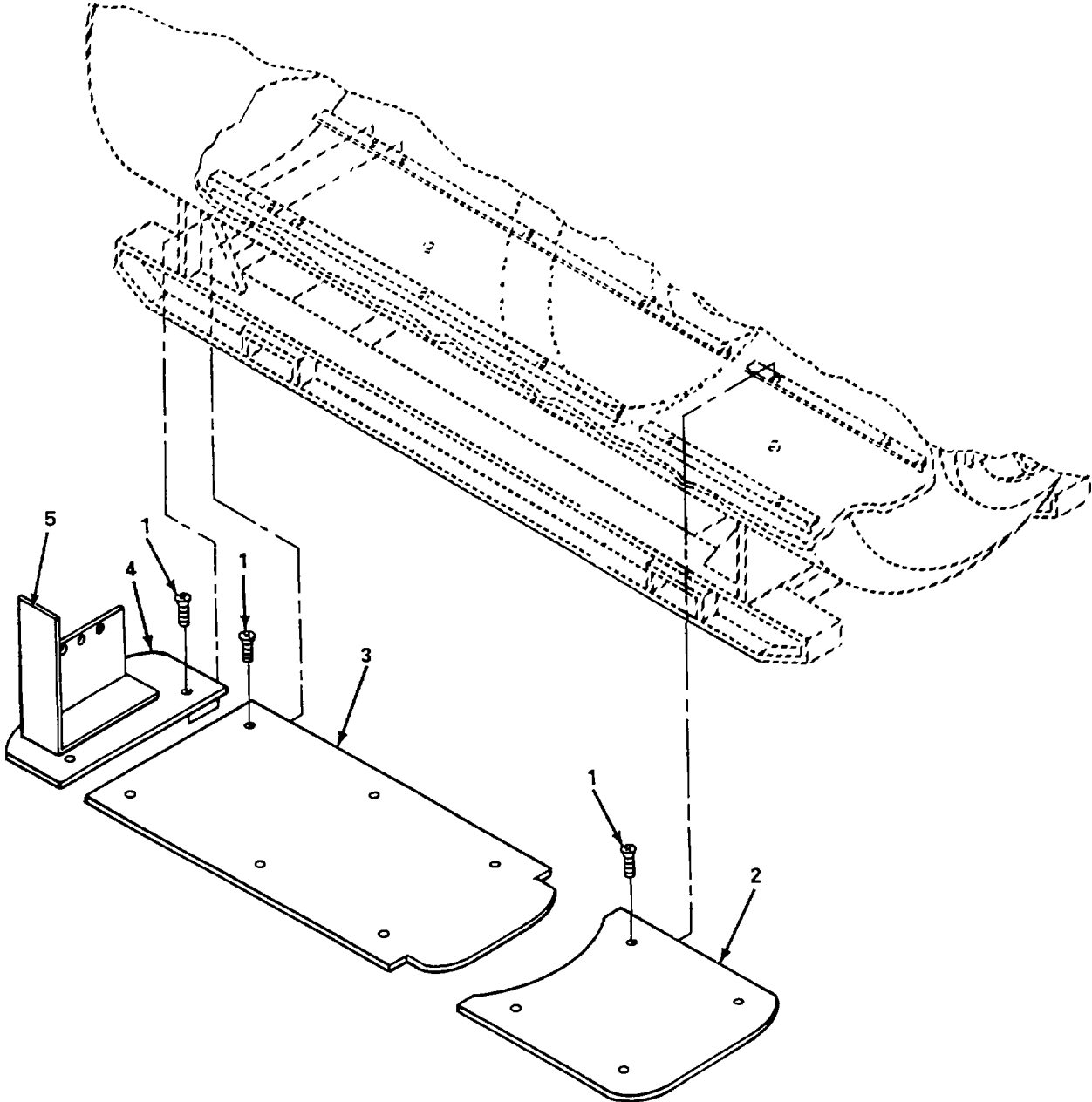


Figure 8. Deck Plates

(1) ITEM NO	(2) SMR CODE	(3) CAGEC	(4) PART NUMBER	(5) DESCRIPTION AND USABLE ON CODES (UOC)	(6) QTY
				GROUP 01 CHAMBER SHELL	
				FIG. 8 DECK PLATES	
1		96906	MS35202-93	.SCREW, COUNTERSUNK, SS.....	12
2		19879	C867-41-1	.PLATE, DECK, OUTER LOCK.....	1
3		19879	C867-41-2	.PLATE, DECK, INNER LOCK (LARGE) .....	1
4		19879	C867-41-3	.PLATE, DECK, INNER LOCK (SMALL).....	1
5		19879	NPN-1	.BRACKET, SUPPORT .....	1
				END OF FIGURE	

1  
2 THRU 6

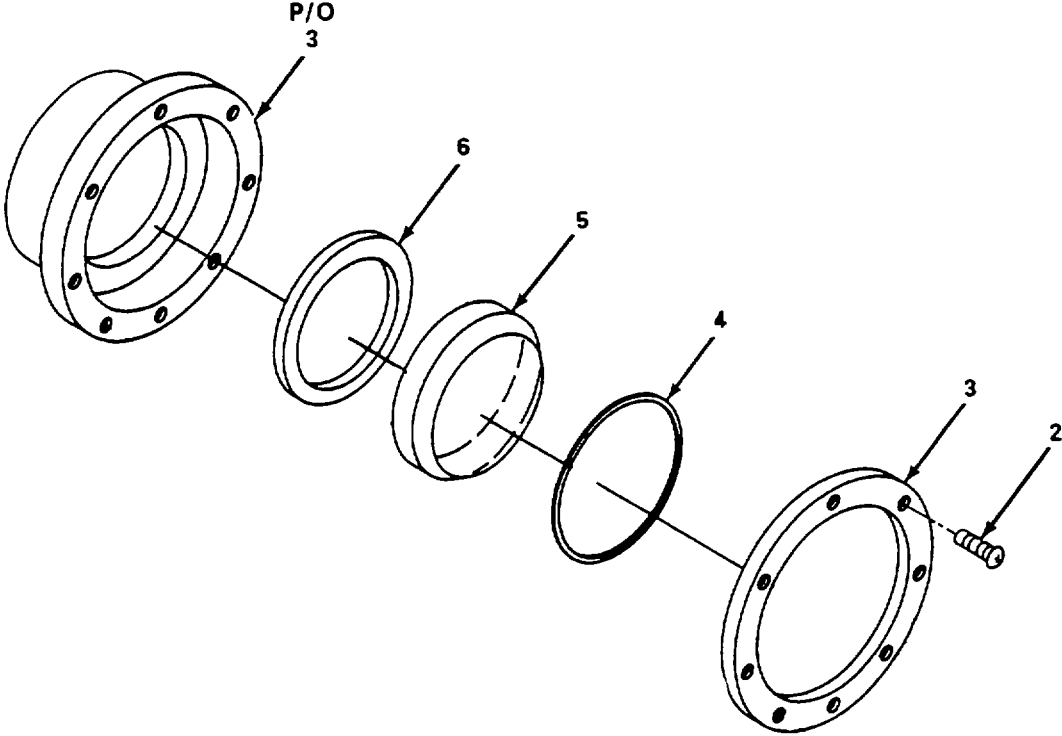


Figure 9. View Port Assembly

SECTION II

TM 5-4220-227-24P

(1) ITEM NO	(2) SMR CODE	(3) CAGEC	(4) PART NUMBER	(5) DESCRIPTION AND USABLE ON CODES (UOC)	(6) QTY
				GROUP 01 CHAMBER SHELL	
				FIG. 9 VIEW PORT ASSEMBLY	
1	PBHHH	19879	C867-7305-1	.VIEW PORT ASSEMBLY.....	6
2		19879	C867-7305-6	..SCREW, BUTTON HEAD SOCKET .....	8
3		19879	C867-7305-3	..FLANGE, MOUNTING.....	1
4	PAHZZ	17506	Z-441	..PACKING, PREFORMED.....	1
5		19879	C867-7309-1	..LENS, WINDOW .....	1
6	PAHZZ	19879	C867-7305-7	..GASKET, LENS .....	1
				END OF FIGURE	

1  
2 THRU 8

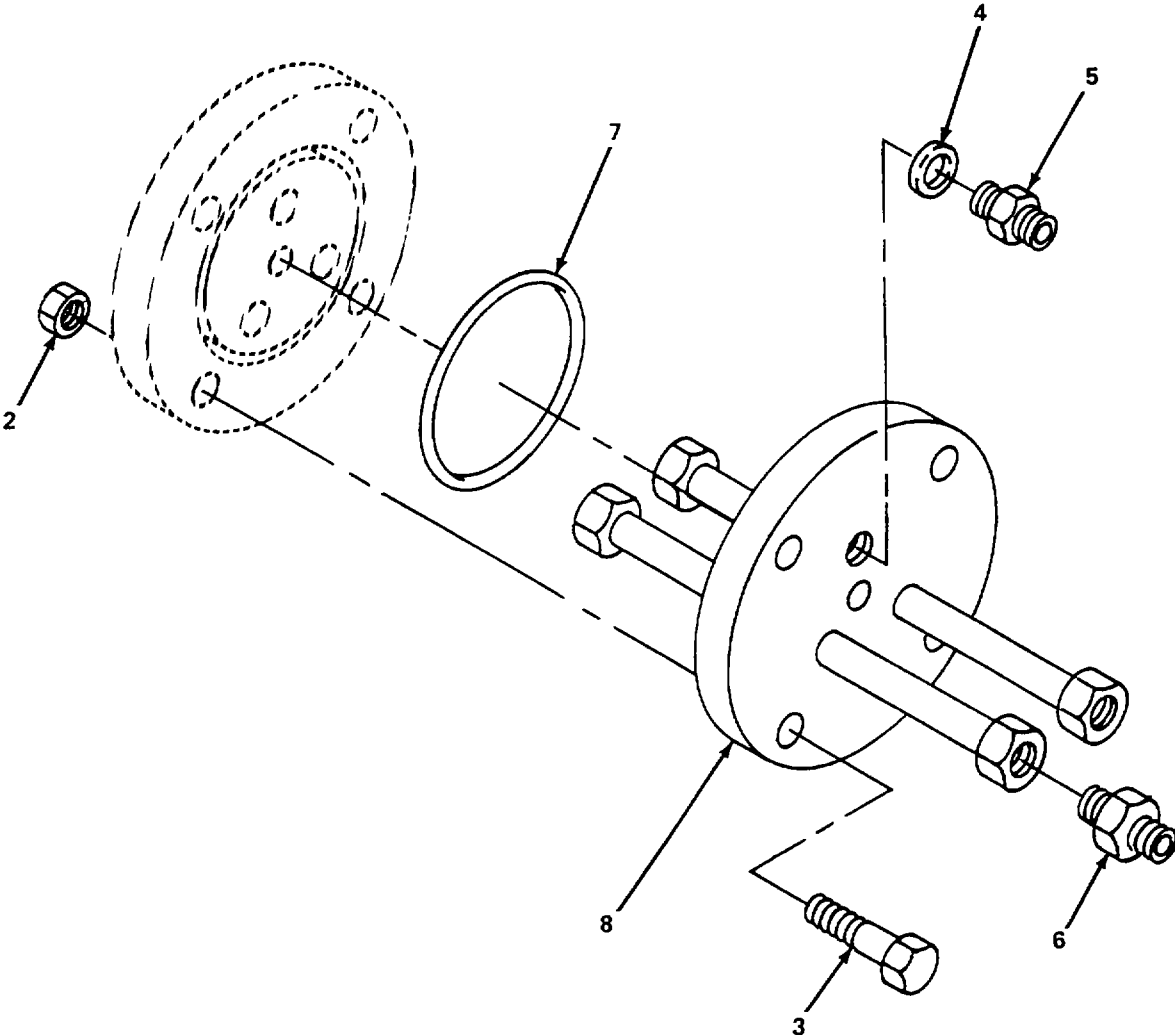


Figure 10. Electrical Oxygen Penetrator

SECTION II

TM 5-4220-227-24P

(1) ITEM NO	(2) SMR CODE	(3) CAGEC	(4) PART NUMBER	(5) DESCRIPTION AND USABLE ON CODES (UOC)	(6) QTY
				GROUP 01 CHAMBER SHELL	
				FIG. 10 ELECTRICAL OXYGEN PENETRATOR	
1	PBHHH	19879	C867-8318-1	.PENETRATOR ASSEMBLY, ELECTRICAL/ .....	1
				OXYGEN	
2		96906	MS17829-10C	..NUT, HEX .....	8
3		39428	92198A804	..SCREW, HEX .....	8
4	PAHZZ	81349	M83248/1-017	..PACKING, PREFORMED.....	1
5		11704	SS-400-1-4	..CONNECTOR, TUBE, MALE .....	1
6		11704	SS-440-6	..UNION, TUBE .....	2
7	PAHZZ	79500	905D478PC3	..PACKING, PREFORMED.....	1
8		19879	C867-7317-3	..FLANGE, DETAIL .....	1
				END OF FIGURE	

1  
2 THRU 7

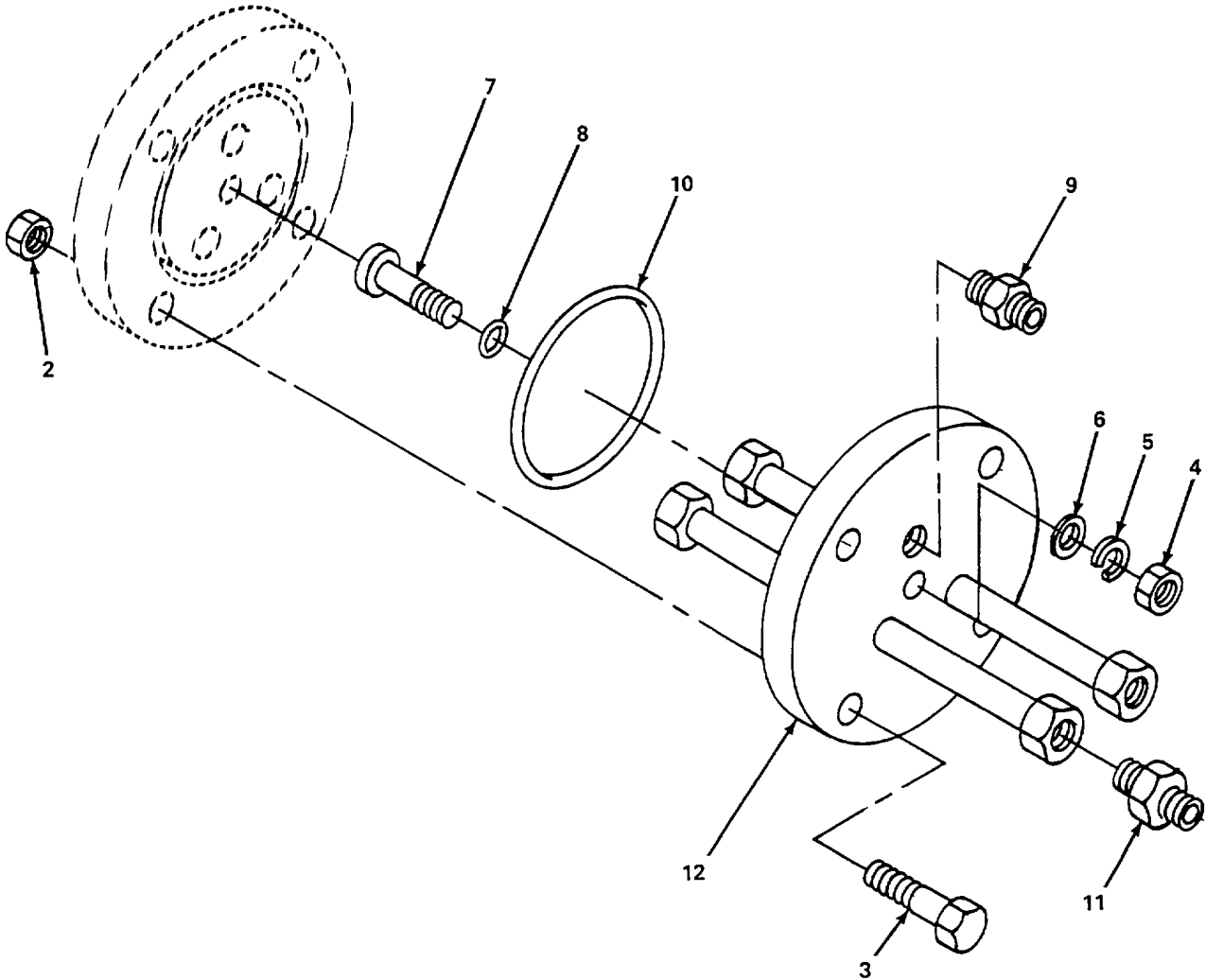


Figure 11. Oxygen Penetrator

SECTION II

TM 5-4220-227-24P

(1) ITEM NO	(2) SMR CODE	(3) CAGEC	(4) PART NUMBER	(5) DESCRIPTION AND USABLE ON CODES (UOC)	(6) QTY
				GROUP 01 CHAMBER SHELL	
				FIG.11 OXYGEN PENETRATOR	
1		19879	NPN-2	..PENETRATOR ASSEMBLY OXYGEN.....	2
2		96906	MS17829-10C	..NUT, HEX .....	8
3		39428	92198A804	..SCREW, HEX .....	8
4		96906	MS21225-8	..NUT, SELF-LOCKING, STEEL.....	1
5		96906	MS35338-143	..LOCKWASHER, SELF-LOCKING, STEEL.....	1
				1/2 IN. ID	
6		96906	MS25440-8	..WASHER, FLAT, SELF-LOCKING, STEEL, .....	1
				1/2 IN. ID	
7		19879	NPN-3	..PIN, THREADER (SHOULDERED BOLT).....	1
8		19879	NPN-4	..PACKING, PREFORMED, 1/21N. ID.....	1
9		02570	SS-400-1-4	..CONNECTOR, TUBE, MALE .....	1
10	PAHZZ	17506	2-347	..PACKING, PREFORMED.....	1
11		72362	SS-440-6	..UNION, TUBE .....	2
12		19879	C867-7317-3	..FLANGE, DETAIL .....	1
				END OF FIGURE	



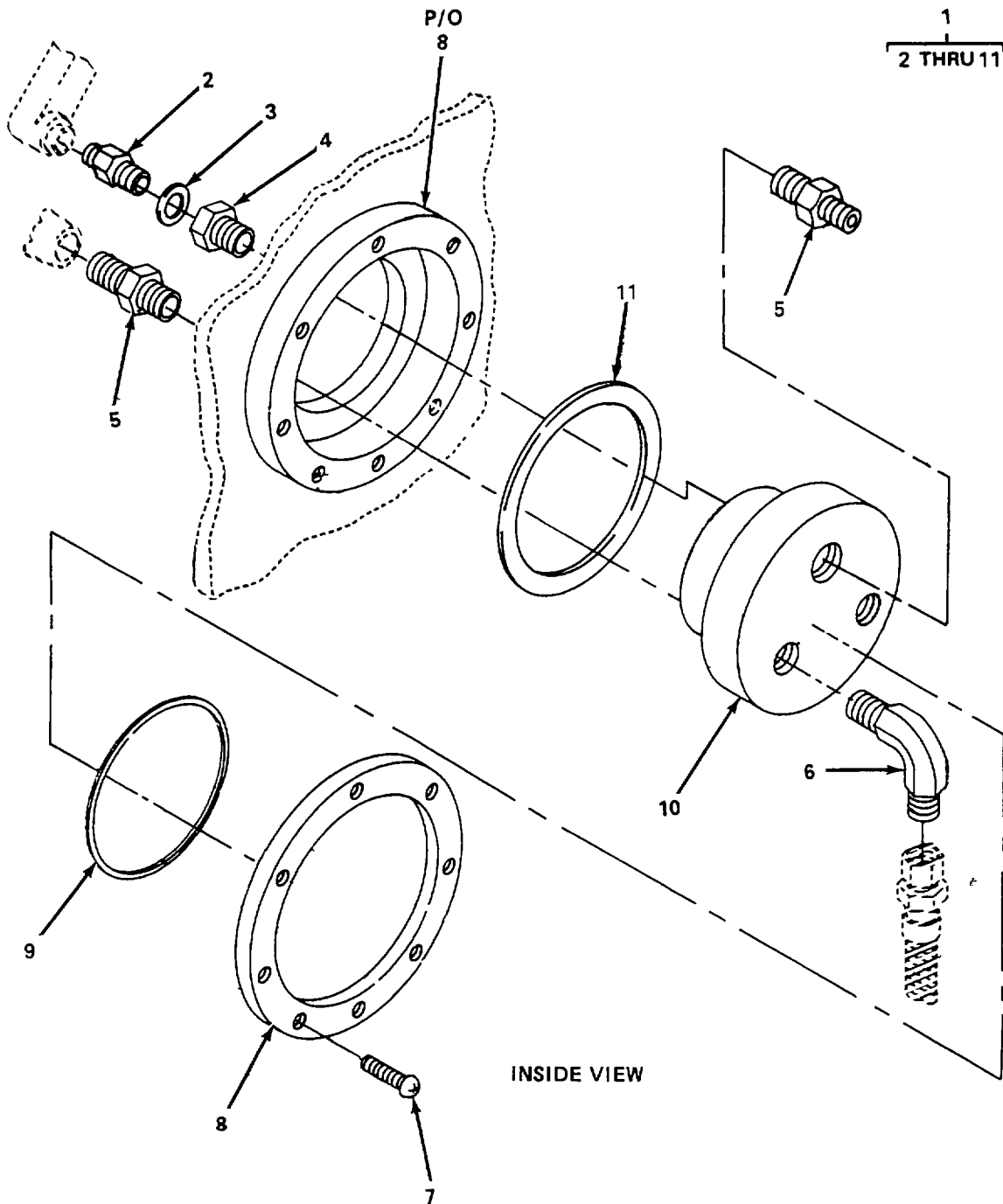


Figure 12. Electrical and Water Penetrator Assembly

SECTION II

TM 5-4220-227-24P

(1) ITEM NO	(2) SMR CODE	(3) CAGEC	(4) PART NUMBER	(5) DESCRIPTION AND USABLE ON CODES (UOC)	(6) QTY
				GROUP 01 CHAMBER SHELL	
				FIG. 12 ELECTRICAL AND WATER PENETRATOR ASSEMBLY	
1	PBHHH	19879	C867-7305-2	..PENETRATOR ASSEMBLY, ELECTRICAL WATER	2
2		11649	SS-8-HN	..NIPPLE, HEX.....	1
3	PAHZZ	81349	M83248/1-206	..PACKING, PREFORMED.....	1
4		12623	SS-12-RB-8	..BUSHING, REDUCER.....	1
5		12623	B-12-HRN-8	..NIPPLE, HEX, REDUCER.....	1
6		12623	SS-8-ME	..ELBOW, MALE NPT.....	2
7		19879	C867-7305-ITEM 6	..SCREW, SOCKET, BUTTON, HEAD.....	8
8		19879	C867-7305-5	..FLANGE, MOUNTING.....	1
9	PAHZZ	96906	MS29561-441	..PACKING, PREFORMED.....	1
10		19879	NPN-15	..PLATE, FEED THRU.....	1
11	PAHZZ	19879	C867-7305-7	..GASKET, CLOTH INSERT.....	1
				END OF FIGURE	

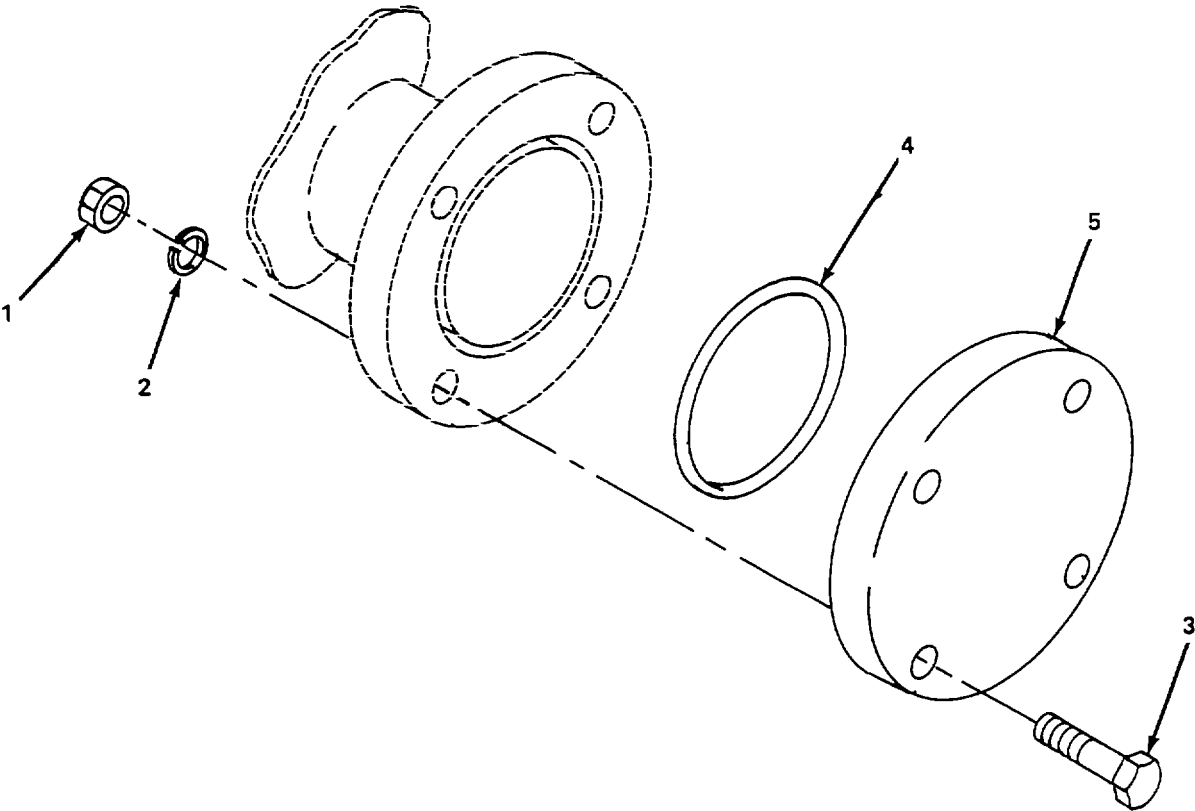


Figure 13. Blank Penetrator Assembly

SECTION II

TM 5-4220-227-24P

(1) ITEM NO	(2) SMR CODE	(3) CAGEC	(4) PART NUMBER	(5) DESCRIPTION AND USABLE ON CODES (UOC)	(6) QTY
				GROUP 01 CHAMBER SHELL	
				FIG. 13 BLANK PENETRATOR ASSEMBLY	
1		96906	MS186286-5	..NUT, HEX .....	4
2		96906	MS35338-48	..WASHER, LOCK.....	4
3		96906	MS35307-415	..SCREW, HEX .....	4
4	PAHZZ	19879	C867-7301-ITEM-81	..PACKING, PREFORMED.....	1
5		13205	16189	..PLATE, COVER, BLANK.....	1
				END OF FIGURE	

1  
2 THRU 8

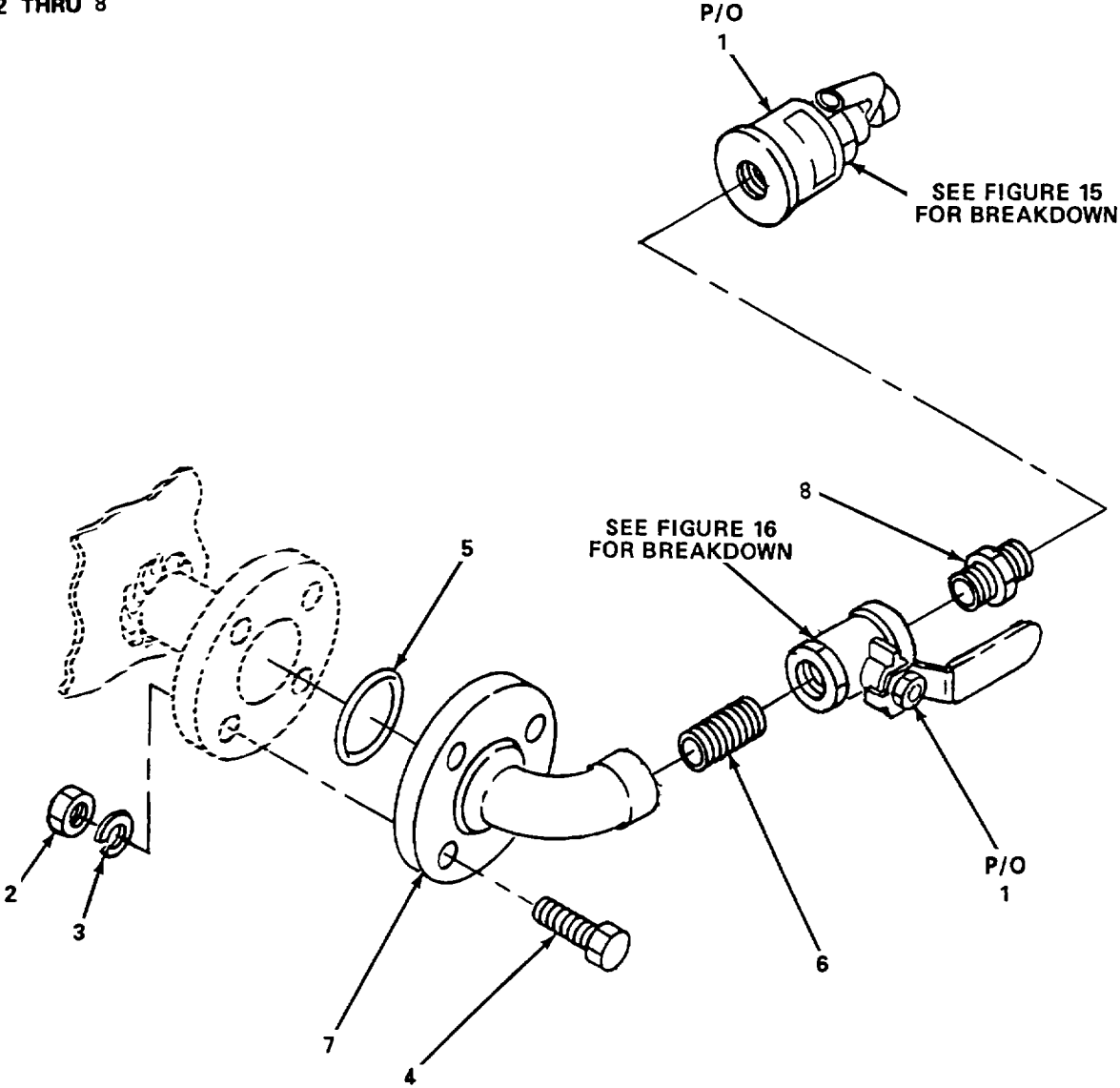


Figure 14. Pressure Relief Valve Assembly

SECTION II

TM 5-4220-227-24P

(1) ITEM NO	(2) SMR CODE	(3) CAGEC	(4) PART NUMBER	(5) DESCRIPTION AND USABLE ON CODES (UOC)	(6) QTY
				GROUP 01 CHAMBER SHELL	
				FIG 14 PRESSURE RELIEF VALVE ASSEMBLY	
1	PAOFF	19879	C867-7311-1	..RELIEF VALVE ASSEMBLY, PRESSURE .....	1
2		96906	MS186286-5	..NUT, HEX .....	4
3		96906	MS35338-48	..WASHER, LOCK.....	4
4		96906	MS35307-415	..SCREW, HEX .....	4
5	PAOZZ	19879	C867-7301-ITEM-81	..PACKING, PREFORMED.....	1
6		19879	C867-7311-ITEM-54	..NIPPLE, CLOSE .....	1
7		19879	NPN-6	..FLANGE ASSEMBLY, RELIEF VALVE .....	1
8		12623	SS-12-HN	..NIPPLE, HEX (OPTIONAL).....	2
				END OF FIGURE	

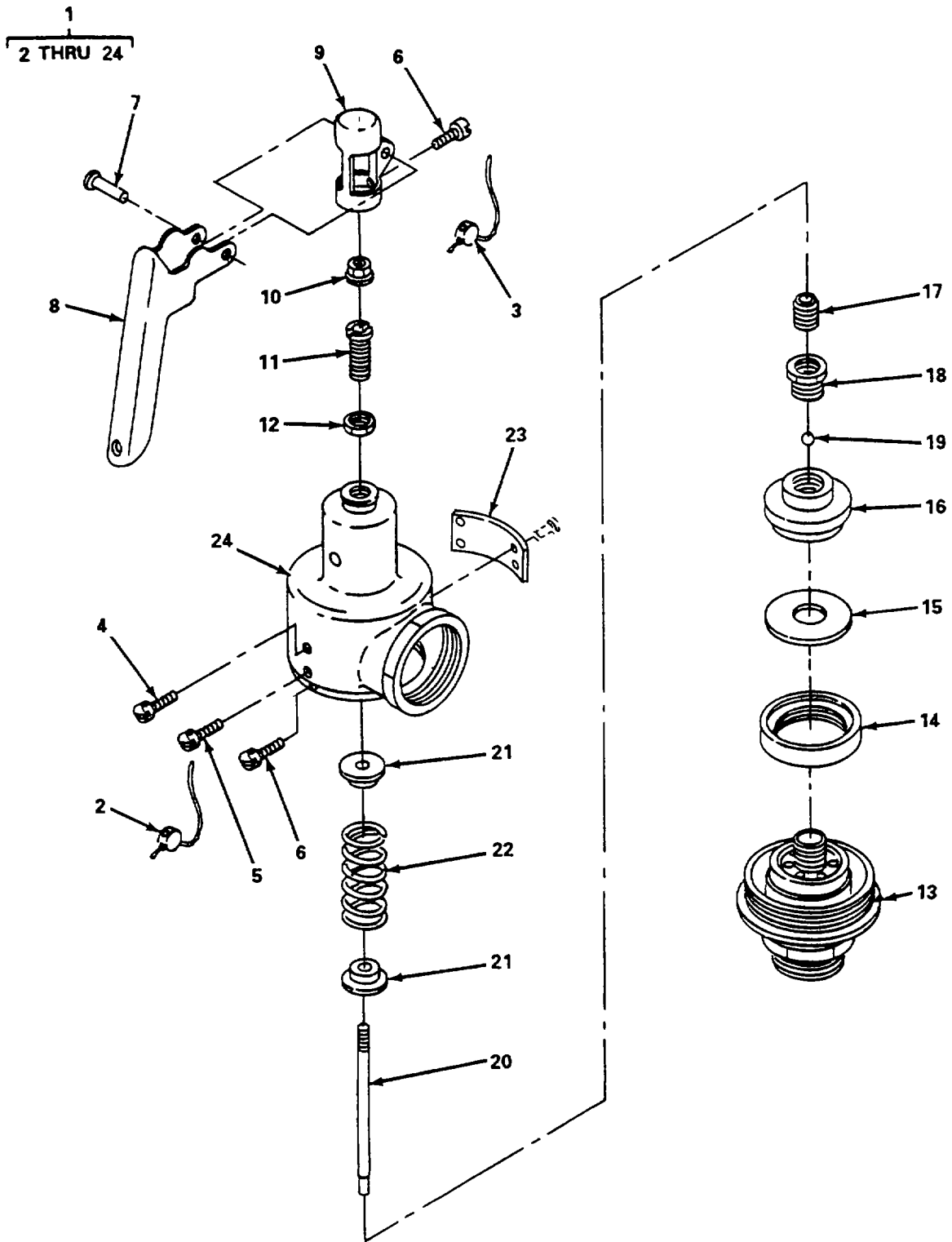


Figure 15. Pressure Relief Valve

SECTION II

TM 5-4220-227-24P

(1) ITEM NO	(2) SMR CODE	(3) CAGEC	(4) PART NUMBER	(5) DESCRIPTION AND USABLE ON CODES (UOC)	(6) QTY
GROUP 01 CHAMBER SHELL					
FIG. 15 PRESSURE RELIEF VALVE					
1	PAFFF	34494	6230ED-KC0105	..VALVE, PRESSURE SAFETY.....	1
2	PAFZZ	34494	6230ED-22	...SEAL, LEAD AND WIRE .....	1
3	PAFZZ	34494	6230ED-26	...RING, WARN, SPRING.....	1
4		34494	6230ED-15	...SCREW, CONTROL RING.....	1
5		34494	6230ED-14	...SCREW, WARN RING .....	1
6		34494	6230ED-23	...SCREW, BODY.....	2
7		34494	6230ED-18	...RIVET .....	1
8		34494	6230ED-17	...LEVER .....	1
9		34494	6230ED-3	...CAP, PLAIN LIFT .....	1
10		34494	6230ED-16	...NUT, LIFT .....	1
11		34494	6230ED-13	...SCREW, COMPRESSION .....	1
12		34494	6230ED-19	...LOCKNUT, COMPRESSION SCREW.....	1
13		34494	6230ED-1	...NOZZLE (OPTIONAL).....	1
14	PAFZZ	34494	6230ED-5	...RING, WARN .....	1
15	PAFZZ	34494	6230ED-4	...DISC, VALVE .....	1
16	PAFZZ	34494	6230ED-6	...RING, CONTROL.....	1
17	PAFZZ	34494	6230ED-8	...RETAINER .....	1
18	PAFZZ	34494	6230ED-9	...RETAINER .....	1
19	PAFZZ	34494	6230ED-10	...BALL .....	1
20	PAFZZ	34494	6230ED-7	...STEM, VALVE.....	1
21	PAFZZ	34494	6230ED-12	...STEP, SPRING .....	2
22	PAFZZ	34494	6230ED-11	...SPRING .....	1
23		34494	6230ED-25	...PLACARD .....	1
24		34494	6230ED-2	...BODY.....	1
END OF FIGURE					



1  
2 THRU 11

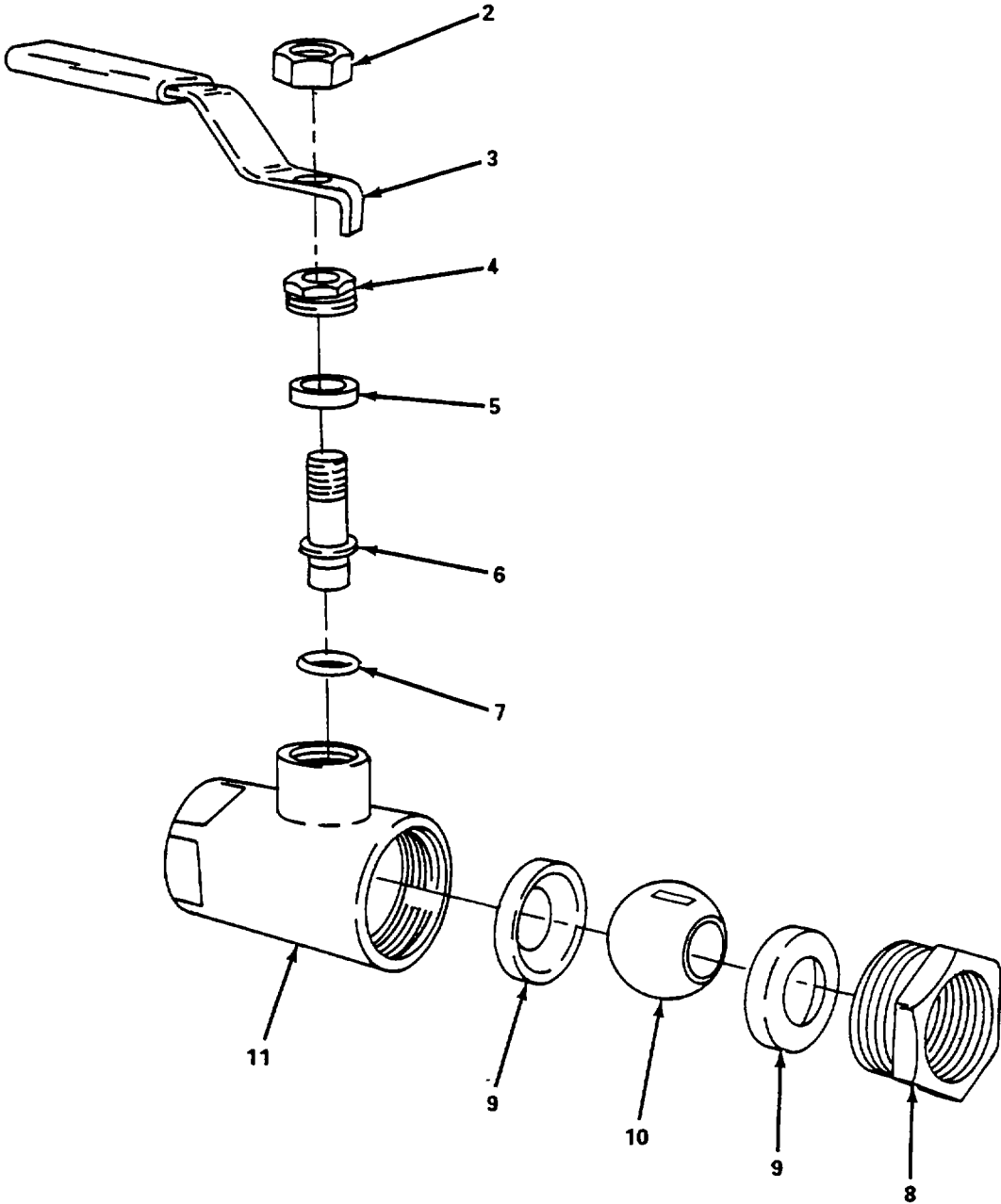


Figure 16. Ball Valve, 3/4 In.

SECTION II

TM 5-4220-227-24P

(1) ITEM NO	(2) SMR CODE	(3) CAGEC	(4) PART NUMBER	(5) DESCRIPTION AND USABLE ON CODES (UOC)	(6) QTY
				GROUP 01 CHAMBER SHELL	
				FIG. 16 BALL VALVE, 3/4 IN.	
1	PAFFF	72219	70-104	..VALVE, BALL, 3/4 INCH NPT BRONZE .....	1
2		57661	C-1524-00	...NUT, LEVER .....	1
3	PAFZZ	72219	W-5644-00	...HANDLE, VALVE .....	1
4		57661	B-1298-06	...GLAND SCREW, STEM.....	1
5	PAFZZ	57661	D-1781-00	...RING, STUFFING BOX.....	1
6		57661	G-2398-06	...STEM, BLOW OUT PROOF .....	1
				P/N 70-004-01	
7		57661	D-1785-00	...WASHER, THRUST SEAL .....	1
8	PAFZZ	72219	L329806	...RETAINER, BALL .....	1
9		57661	D-1753-00	...SEAT, BALL, PART OF KIT .....	2
				P/N 70-004-01	
10		57661	K-3038-11	...BALL, VALVE, PART OF KIT .....	1
				P/N 70-004-01	
11		57661	U-5120-05	...BODY, VALVE .....	1
	PAFZZ	57661	70-004-01	KIT, 3/4 INCH VALVE PARTS.....	1
				STEM, BLOW OUT PROOF (1) 16-6	
				SEAT, BALL (1) 16-9	
				BALL, VALVE (1) 16-10	
				END OF FIGURE	

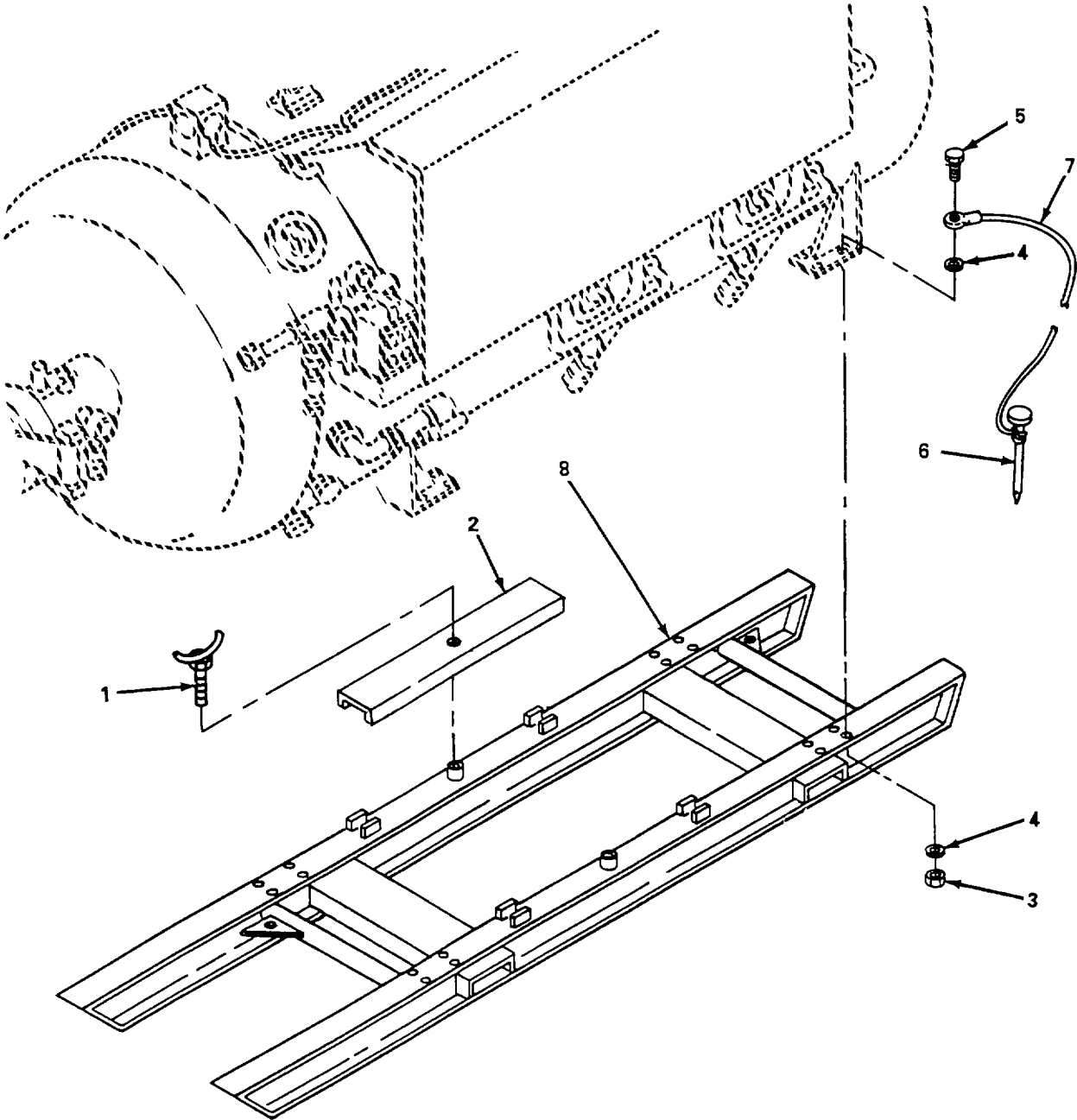


Figure 17. Skid Assembly, Chamber

SECTION II

TM 5-4220-227-24P

(1) ITEM NO	(2) SMR CODE	(3) CAGEC	(4) PART NUMBER	(5) DESCRIPTION AND USABLE ON CODES (UOC)	(6) QTY
				GROUP 01 CHAMBER SHELL	
				FIG. 17 SKID ASSEMBLY, CHAMBER	
1		39428	91309A843	.BOLT, SPECIAL, SHIPPING BAR.....	2
2	MFOZZ	81349	QQ-A-200/9	.BAR, SHIPPING, MAKE FROM CHANNEL..... P/N QQ-A-200/9	2
3		96906	MS16286-3	.NUT, HEX .....	16
4		96906	MS27183-11	.WASHER, FLAT.....	32
5		96906	MS35312-86	.BOLT, HEX .....	16
6		81349	MIL-R-11461-2-2	.ROD, GROUNDING .....	1
7		12436	666147692	.LEAD, ELECTRICAL, GROUNDING .....	1
8		19879	C867-7308-1	.SKID, CHAMBER.....	1
				END OF FIGURE	

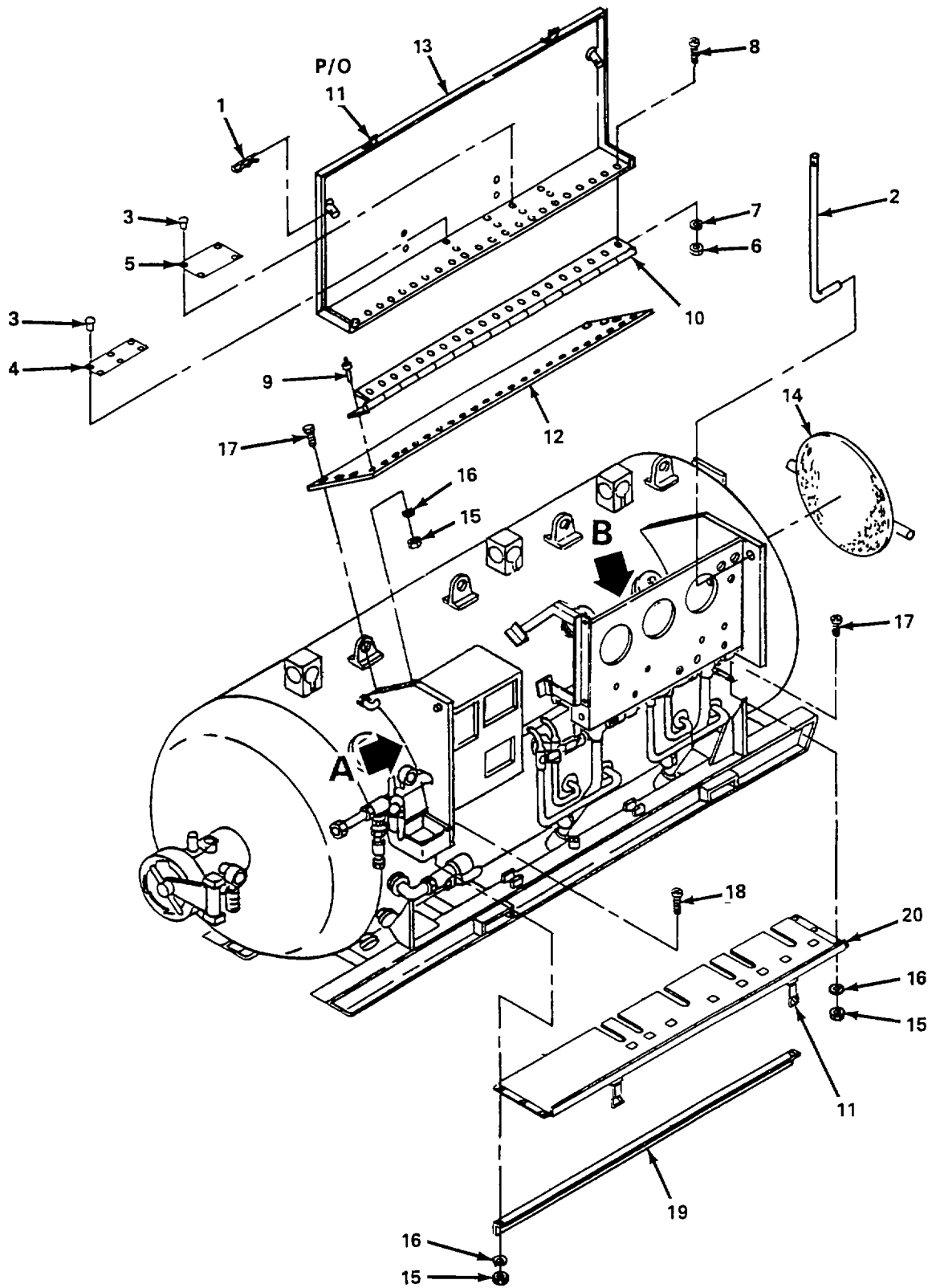


Figure 18. Chamber Control Console (CCC) and Enclosure (Sheet 1 of 3)

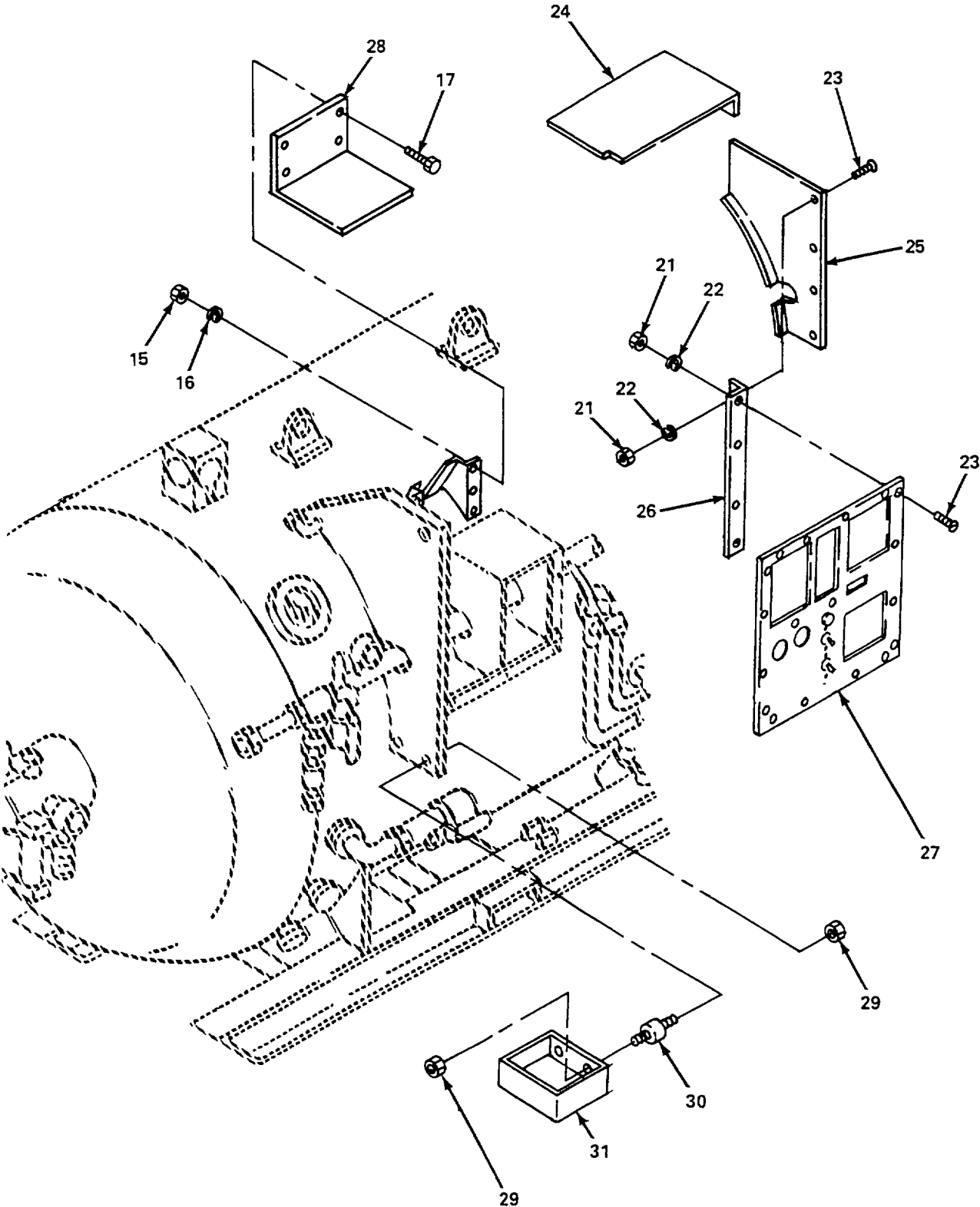
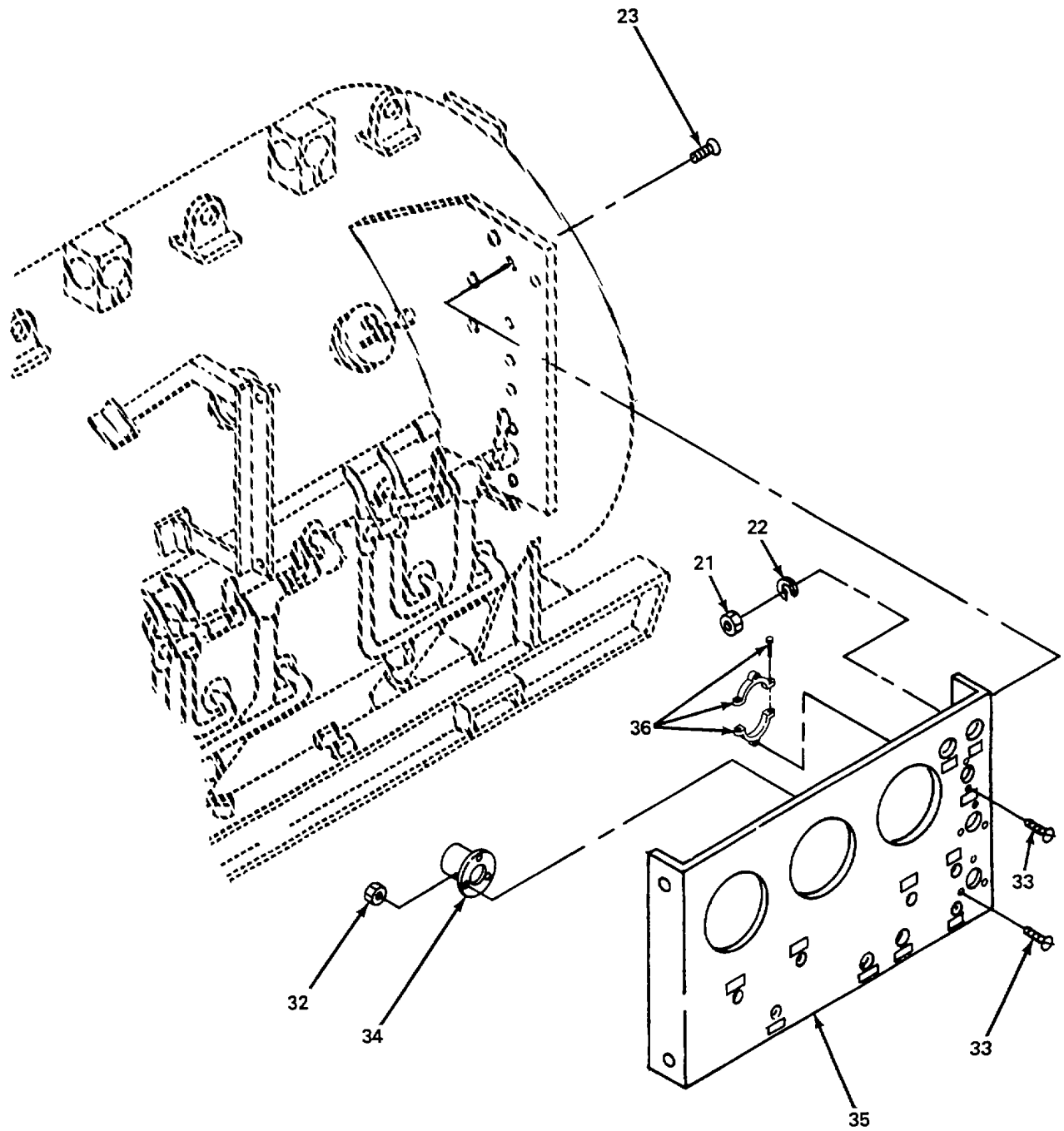


Figure 18. Chamber Control Console (CCC) and Enclosure (Sheet 2 of 3)



**DETAIL B**

*Figure 18 Chamber Control Console (CCC) and Enclosure (Sheet 3 of 3)*

## SECTION II

TM 5-4220-227-24P

(1) ITEM NO	(2) SMR CODE	(3) CAGEC	(4) PART NUMBER	(5) DESCRIPTION AND USABLE ON CODES (UOC)	(6) QTY
				GROUP 01 CHAMBER SHELL	
				FIG 18 CHAMBER CONTROL CONSOLE (CCC) AND ENCLOSURE	
1		39428	92391A064	.PIN, COTTER .....	2
2		19879	NPN-7	.BAR, SUPPORT.....	2
3		81349	M24243/1-B604	.RIVET, BLIND.....	10
4		81349	NPN-8	.PLACARD, WARNING .....	1
5		81349	NPN-9	.PLACARD, IDENTIFICATION .....	1
6		96906	MS16285-1	.NUT, HEX .....	34
7		39428	92146A007	.WASHER, LOCK.....	34
8		96906	MS16206-3	.SCREW, HEX .....	34
9		39428	97484A245	.RIVET .....	34
10		96906	MS358274C	.HINGE, BUTT .....	1
11		39428	1750A52	.LATCH, LOCK.....	2
12		19879	NPN-10	.PANEL TOP .....	1
13		19879	NPN-11	.HOOD ASSEMBLY, ENCLOSURE.....	1
14	PBFZZ	19879	C867-73041-1	.COVER,DUST, HATCH.....	1
15		96906	MS16228-4C	.NUT, SELF LOCKING .....	17
16		96906	MS15795-409	.WASHER, FLAT.....	17
17		96906	MS16206-29	.SCREW, HEX .....	10
18		96906	MS16206-31	.SCREW, HEX .....	7
19		39428	8122A32	.ANGLE, SHELF SUPPORT.....	1
20		19879	NPN-12	.SHELF .....	1
21		96906	MS16285-3	.NUT, HEX .....	28
22		39428	92146A031	.WASHER, LOCK.....	28
23		96906	MS16219-6	.SCREW, COUNTERSUNK, FLAT HEAD .....	28
24		19879	NPN-13	.COVER, CONTROL PANEL.....	1
25		19879	C867-7307-2-1	.PANEL SIDE, CONTROL .....	1
26	MFFZZ	39428	8122A19	.BRACKET, ANGLE, MAKE FROM ANGLE .....	1
				P/N 8722A19	
27		19879	C867-7307-2	.PANEL, CONTROL .....	1
28		19879	NPN-14	.BRACKET, SUPPORT .....	1
29		96906	MS16285-2	.NUT, HEX .....	4
30		39428	9376K18	.BUSHING, RUBBER .....	2
31		19879	NPN-15	.TRAY, STORAGE, GROUND FAULT.....	1
				INTERRUPT	
32		96906	MS16285-1	.NUT, HEX .....	3
33		96906	MS16219-1	.SCREW, MACHINE .....	3



SECTION II

TM 5-4220-227-24P

(1) ITEM NO	(2) SMR CODE	(3) CAGEC	(4) PART NUMBER	(5) DESCRIPTION AND USABLE ON CODES (UOC)	(6) QTY
34 35 36		33538 19879 85480	1129 C867-7307-3 1 1/2-9	FIG 18 CHAMBER CONTROL CONSOLE (CCC) AND ENCLOSURE (CONT)  .BRACKET, VALVE..... .PANEL, INSTRUMENTATION..... .CLAMP ASSEMBLY, W/SCREWS, REGULATOR...	1 1 1
END OF FIGURE					

1  
2 THRU 39

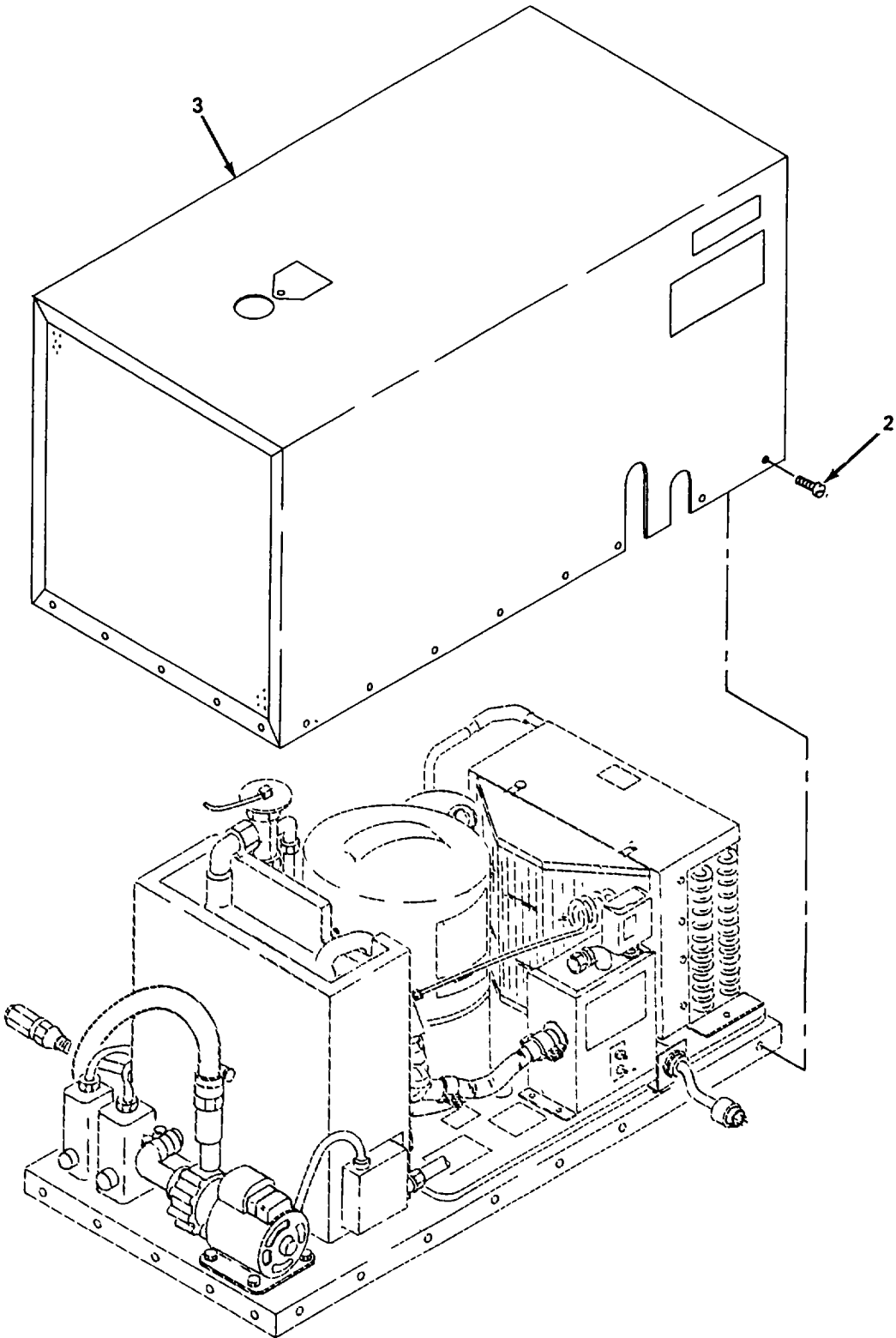


Figure 19. Heater/Chiller Module (Sheet 1 of 4)

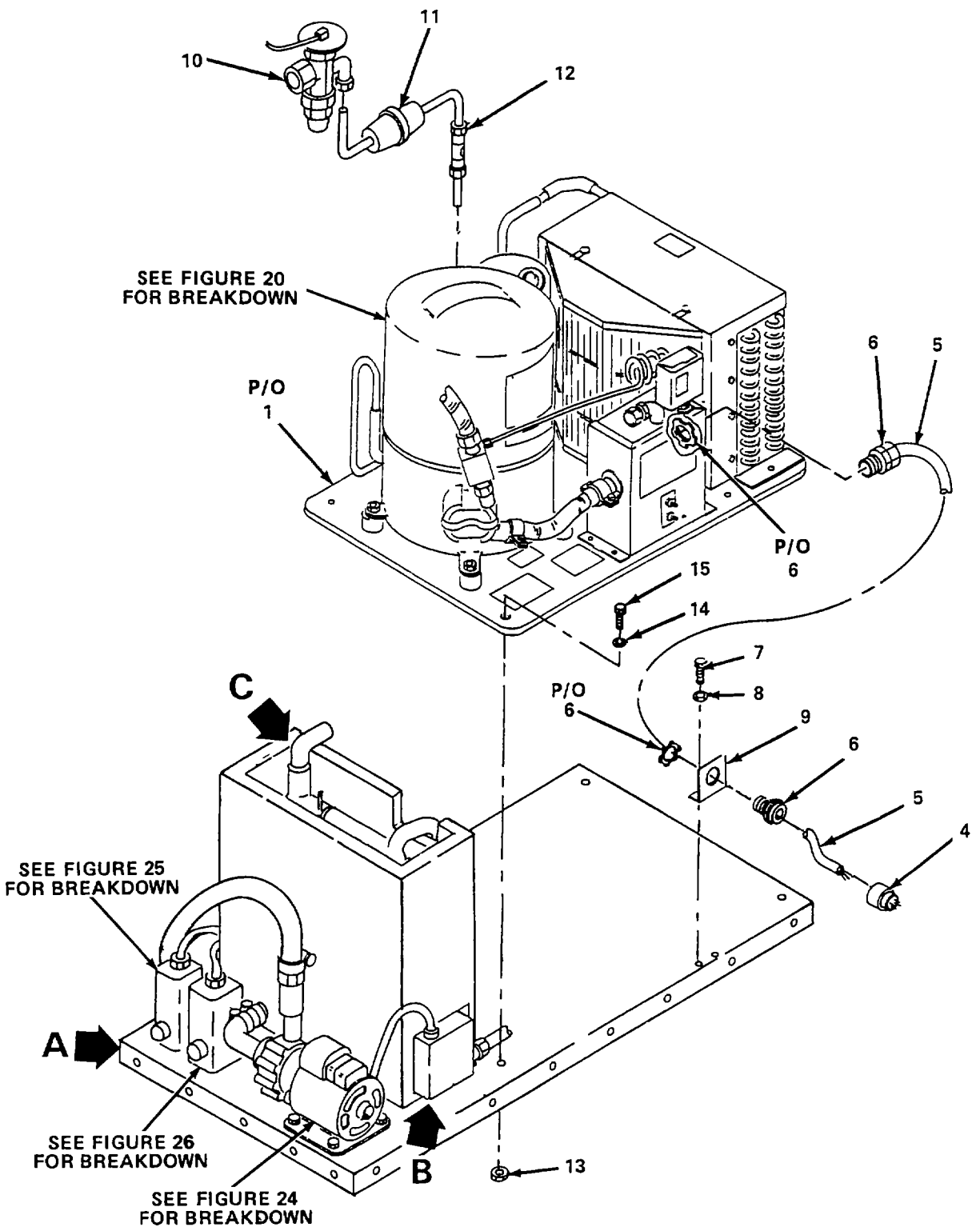
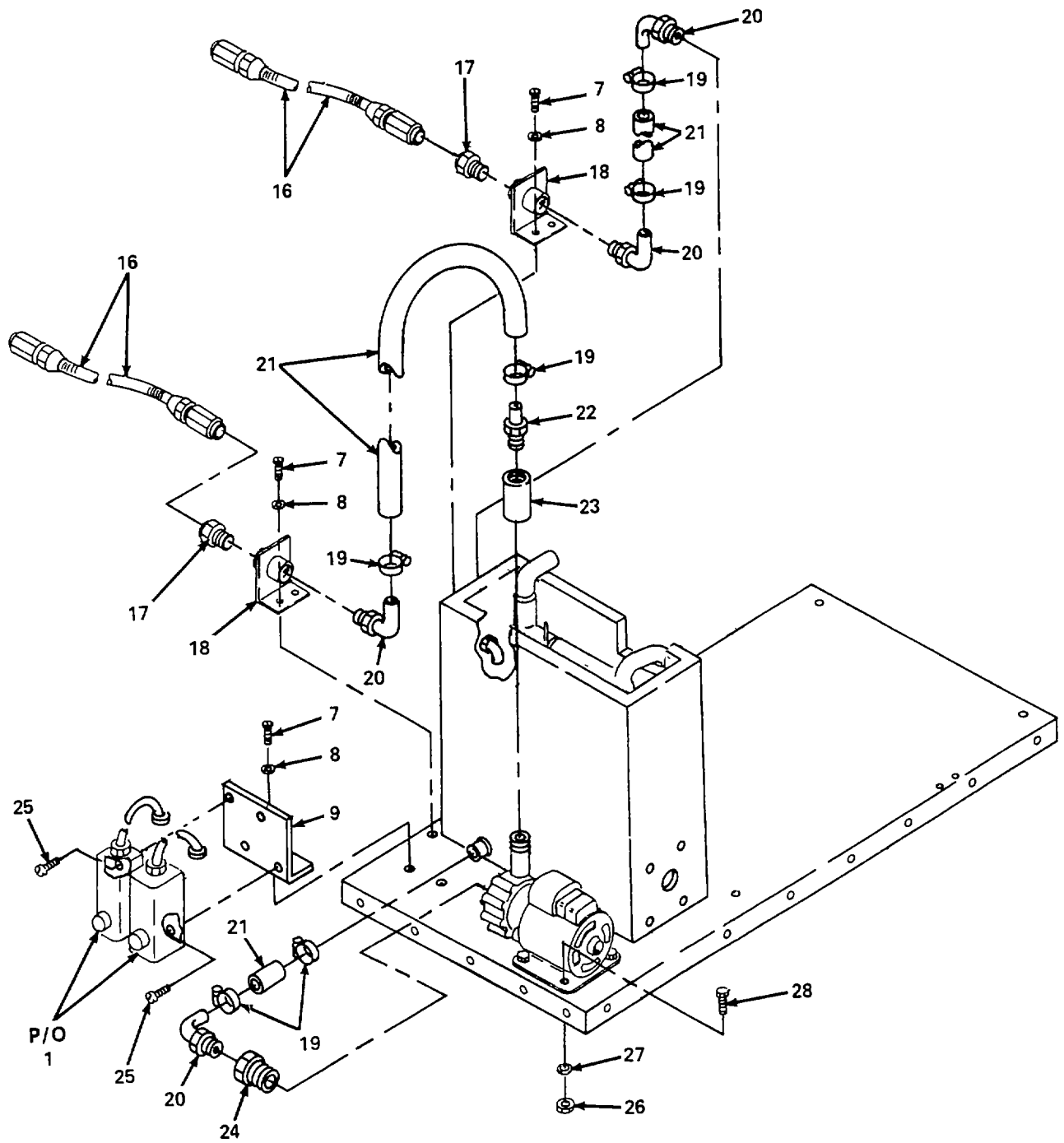


Figure 19. Heater/Chiller Module (Sheet 2 of 4)



**DETAIL A**

Figure 19. Heater/Chiller Module (Sheet 3 of 4)

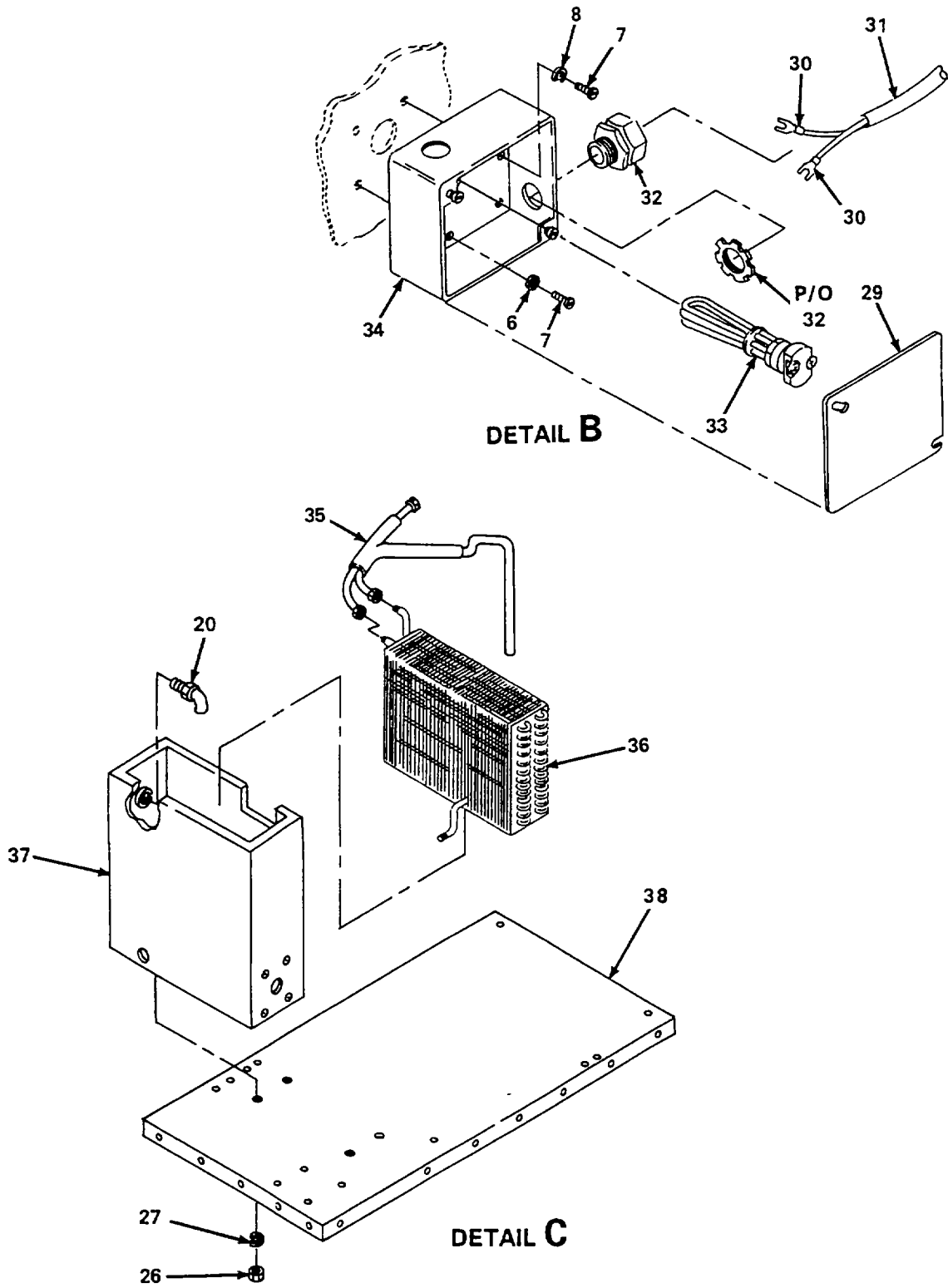


Figure 19. Heater/Chiller Module (Sheet 4 of 4)

## SECTION II

TM 5-4220-227-24P

(1) ITEM NO	(2) SMR CODE	(3) CAGEC	(4) PART NUMBER	(5) DESCRIPTION AND USABLE ON CODES (UOC)	(6) QTY
				GROUP 02 ENVIRONMENTAL GROUP	
				FIG. 19 HEATER/CHILLER MODULE	
1	PDFFF	51210	MODEL CCM-04	..HEATER/CHILLER MODULE, CHAMBER .....	1
2		39428	90053A315	..SCREW, PANHEAD, NO. 14.....	26
3		51210	CCM-04-COVER	..COVER, MODULAR.....	1
4	PAFZZ	39428	7140K21	..PLUG, RECEPTACLE, LIQUID-TIGHT .....	1
5	PAFZZ	39428	7082K23	..CORD, ELECTRICAL, (14-3).....	V
6	PAFZZ	39428	7529K52	..CONNECTOR, CORD, LIQUID-TIGHT .....	2
7		39428	91783A546	..SCREW, MACHINE, 1/4-20.....	6
8		39428	91101 A029	..WASHER, LOCK.....	6
9		51210	NPN7-16	..BRACKET, ELECTRICAL CORD .....	1
10	PAFZZ	51210	14945	..VALVE WITH BULB, EXPANSION.....	1
11	PAFZZ	51210	14950	..FILTER/DRIER, FREON .....	1
12	PAFZZ	51210	14949	..SIGHT GLASS, FREON .....	1
13		51210	91853A030	..NUT, SELF LOCKING .....	6
14		51210	98019A200	..WASHER, FLAT.....	6
15		51210	92198A632	..BOLT HEX .....	6
16	PAFZZ	99565	10KR-8AMP-8	..HOSE ASSEMBLY, WIRE BRAID, FLEXIBLE.....	2
17		12623	SS-12-RB-8	..BSHG, REDUCER.....	2
18		51210	NPN-17	..BRACKET ASSEMBLY, HOSE CONNECTION.....	2
19		39428	5416K33	..CLAMP, HOSE, STAINLESS STEEL .....	6
20		39428	0710-232	..ELBOW, PIPE TO HOSE .....	6
21		39428	05120-100	..TUBNG, BRADED.....	AR
22		39428	PTR-B-I-X3/4	..REDUCER,PIPE .....	1
23		39428	GG-B-3/4	..CONNECTOR, PIPE .....	1
24		51210	NPN-18	..REDUCER, PIPE .....	1
25		39428	9247A244	..SCREW, SELF-TAPPING NO 8.....	4
26		96906	MS51972-3	..NUT, HEXAGON .....	8
27		96906	M235338-140	..WASHER, LOCK.....	8
28		96906	MS90728-61	..SCREW MACHINE .....	4
29		39428	71695K43	..COVER, BOX, ELECTRICAL .....	1
30		96906	MS17143-2	..LUG,WIRE .....	6
31	PAFZZ	39428	7082K22	..CORD, ELECTRICAL (16-3).....	V
32	PAFZZ	39428	7529K51	..CONNECTOR, CORD, LIQUID-TIGHT .....	2
33	PAFZZ	25795	2E301	..ELEMENT, HEATING, 9 INCH .....	1
34		39428	71695K21	..BOX, ELECTRICAL.....	1

SECTION II

TM 5-4220-227-24P

(1) ITEM NO	(2) SMR CODE	(3) CAGEC	(4) PART NUMBER	(5) DESCRIPTION AND USABLE ON CODES (UOC)	(6) QTY
35		51210	NPN-19	FIG. 19 HEATER/CHILLER MODULE (CONT) ..TUBE ASSEMBLY, WATER, COOLING .....	1
36	PBFZZ	51210	12167	..EVAPORATOR COIL .....	1
37	PBFZZ	51210	CCM-04- RESERVOIR	..RESERVOIR .....	1
38		51210	CCM-04-BASE	..BASE, FRAME, MODULE .....	1
END OF FIGURE					

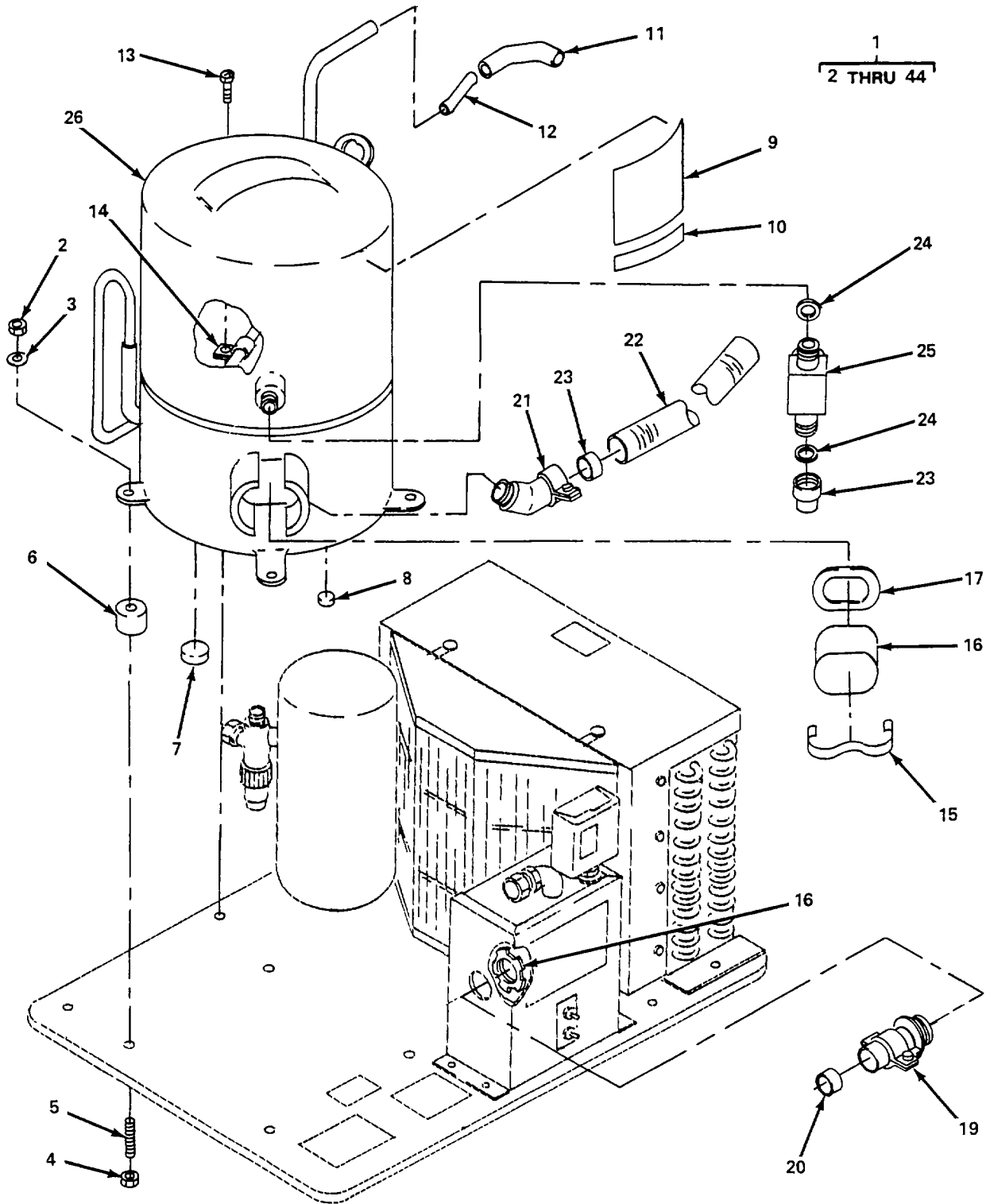


Figure 20. Condensing Unit, Hermetic (Sheet 1 of 2).



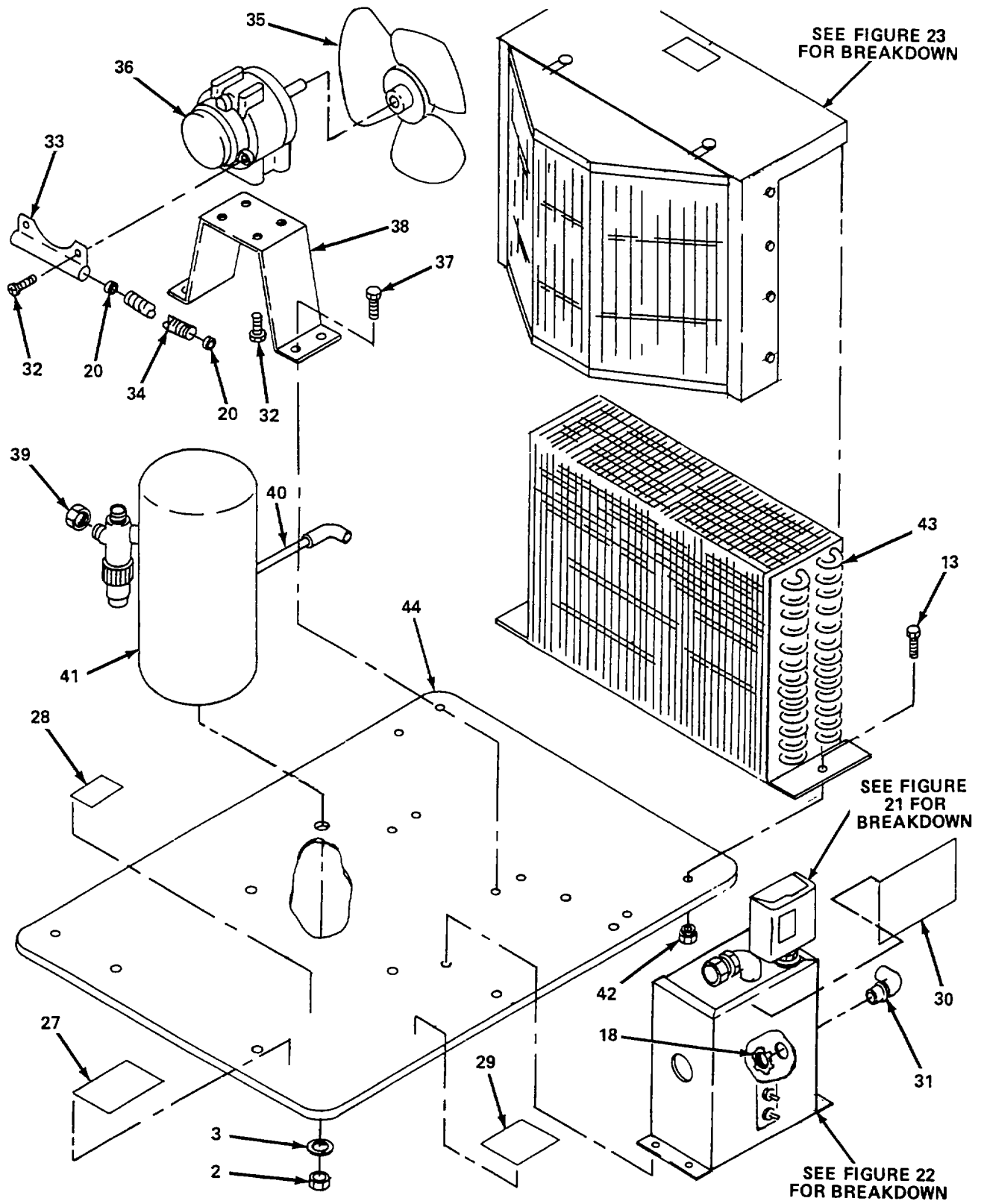


Figure 20. Condensing Unit, Hermetic (Sheet 2 of 2)

## SECTION II

TM 5-4220-227-24P

(1) ITEM NO	(2) SMR CODE	(3) CAGEC	(4) PART NUMBER	(5) DESCRIPTION AND USABLE ON CODES (UOC)	(6) QTY
				GROUP 02 ENVIRONMENTAL GROUP	
				FIG. 20 CONDENSING UNIT, HERMETIC	
1	PBFZZ	59431	AH2435ACBM2A 763-9	..CONDENSING UNIT.....	1
2		59431	4049	...NUT, HEX.....	10
3		59431	2174-C	...WASHER, LOCK.....	10
4		59431	11214	...NUT, SELF LOCKING, FLANGED.....	4
5		59431	79671-3	...STUD, MOUNTING, COMPRESSOR.....	4
6	PAFZZ	59431	70749	...GROMMET, MOUNTING, COMPRESSOR.....	4
7	PAFZZ	59431	70111-4	...PLUG, RUBBER, 3/8.....	1
8	PAFZZ	59431	70111-9	...PLUG, RUBBER, 3/4.....	1
9	PAFZZ	59431	41377	...STICKER, WARNING.....	1
10		59431	90685	...STICKER, INSTRUCTION.....	1
11		59431	58017-66	...CONNECTOR, TUBE, DISCHARGE.....	1
12	PAFZZ	59431	58007-39	...TUBE, DISCHARGE.....	1
13		59431	10716-C4	...SCREW, HEX.....	4
14		59431	79545	...CLIP, TUBE.....	1
15		59431	70707	...STRAP, BALE, PROTECTIVE COVER.....	1
16		59431	70706-1	...COVER, PROTECTIVE.....	1
17	PAFZZ	59431	30632	...GASKET, PROTECTIVE COVER.....	1
18		59431	90033	NUT, SELF LOCKING	
19		59431	90030	...CONNECTOR, BOX, 3/8 INCH.....	1
20	PAFZZ	59431	70255	...BUSHING, ANTI-SHORT.....	4
21		59431	90012	...CONNECTOR, BOX, 3/8 INCH.....	1
22		59431	90593-8	...CONDUIT, 7/16 INCH.....	1
23		59431	70969	...CAP, VALVE.....	1
24	PAFZZ	59431	30233	...GASKET, VALVE, ROTO LOCK.....	2
25	PAFZZ	59431	31531-1	...VALVE, ROTO LOCK.....	1
26	PBFZZ	59431	AH40OE5-168-P2	...COMPRESSOR.....	1
27		59431	70947	...LABEL ASSEMBLY.....	1
28		59431	70893	...MARKER, UL/CSA LISTED.....	1
29	PAFZZ	59431	90659	...STICKER, WARNING, AIR FLOW.....	1
30		59431	70447-1	...DECAL, INSTRUCTION.....	1
31		59431	90014-2	...CONNECTOR, CONDUIT 90°, 3/8 INCH.....	1
32		59431	33418	...SCREW, HEX.....	6
33		59431	57591-2	...BRACKET, CO.....	1
34		59431	90593-055	...CONDUIT, EXTRA-FLEX, 7/16 INCH.....	1

SECTION II

TM 5-4220-227-24P

(1) ITEM NO	(2) SMR CODE	(3) CAGEC	(4) PART NUMBER	(5) DESCRIPTION AND USABLE ON CODES (UOC)	(6) QTY
FIG. 20 CONDENSER UNIT, HERMETIC (CONT)					
35	PBFZZ	59431	51553-1	...BLADE, FAN .....	1
36	PBFZZ	82811	SPB8HSE2	...MOTOR, FAN (MORRILL).....	1
36	PBFZZ	24446	5KSM51ECG3767	...MOTOR, FAN (GE).....	1
37		59431	10118-C5	...SCREW, MACHINE, BLIND-HD.....	5
38		59431	57598	...BRACKET, MOUNTING, FAN-MOTOR.....	1
39		59431	70969	...CAP ASSEMBLY, SEAL.....	1
40	PAFZZ	59431	58015-173	...TUBE-LIQUID .....	1
41		59431	51069-1	...TANK, RECEIVER .....	1
42		59431	11226	...NUT, LOCK.....	3
43	PBFZZ	59431	50787	...CONDENSER .....	1
44		59431	50044-33	...BASE PLATE .....	1
END OF FIGURE					

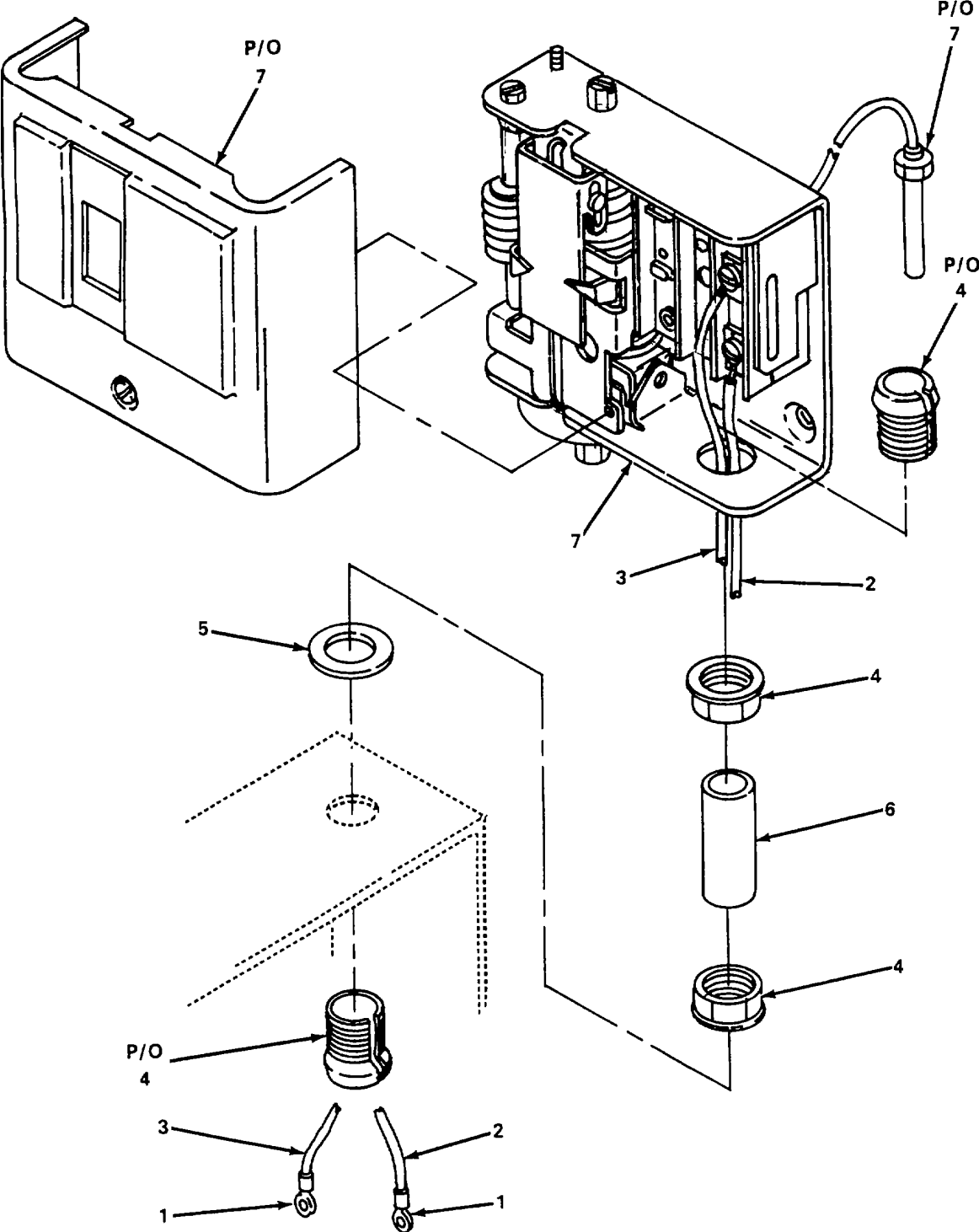


Figure 21. Pressure Control

SECTION II

TM 5-4220-227-24P

(1) ITEM NO	(2) SMR CODE	(3) CAGEC	(4) PART NUMBER	(5) DESCRIPTION AND USABLE ON CODES (UOC)	(6) QTY
				GROUP 02 ENVIRONMENTAL GROUP	
				FIG. 21 PRESSURE CONTROL	
1	PAFZZ	39428	7113K12	...TERMINAL, WIRE.....	4
2	PAFZZ	59431	85316B038	...WIRE, LEAD, BROWN.....	1
3	PAFZZ	59431	85316A004	...WIRE, LEAD, GREEN.....	1
4	PAFZZ	59431	90568	...CONNECTOR ASSEMBLY, THIN WALL .....	1
5		59431	90027	...WASHER, REDUCING.....	1
6		59431	90569-0175	...CONDUIT, RIGID.....	1
7	PBFZZ	32242	P70AA-176	...CONTROL ASSEMBLY, LOW PRESSURE .....	1
				END OF FIGURE	

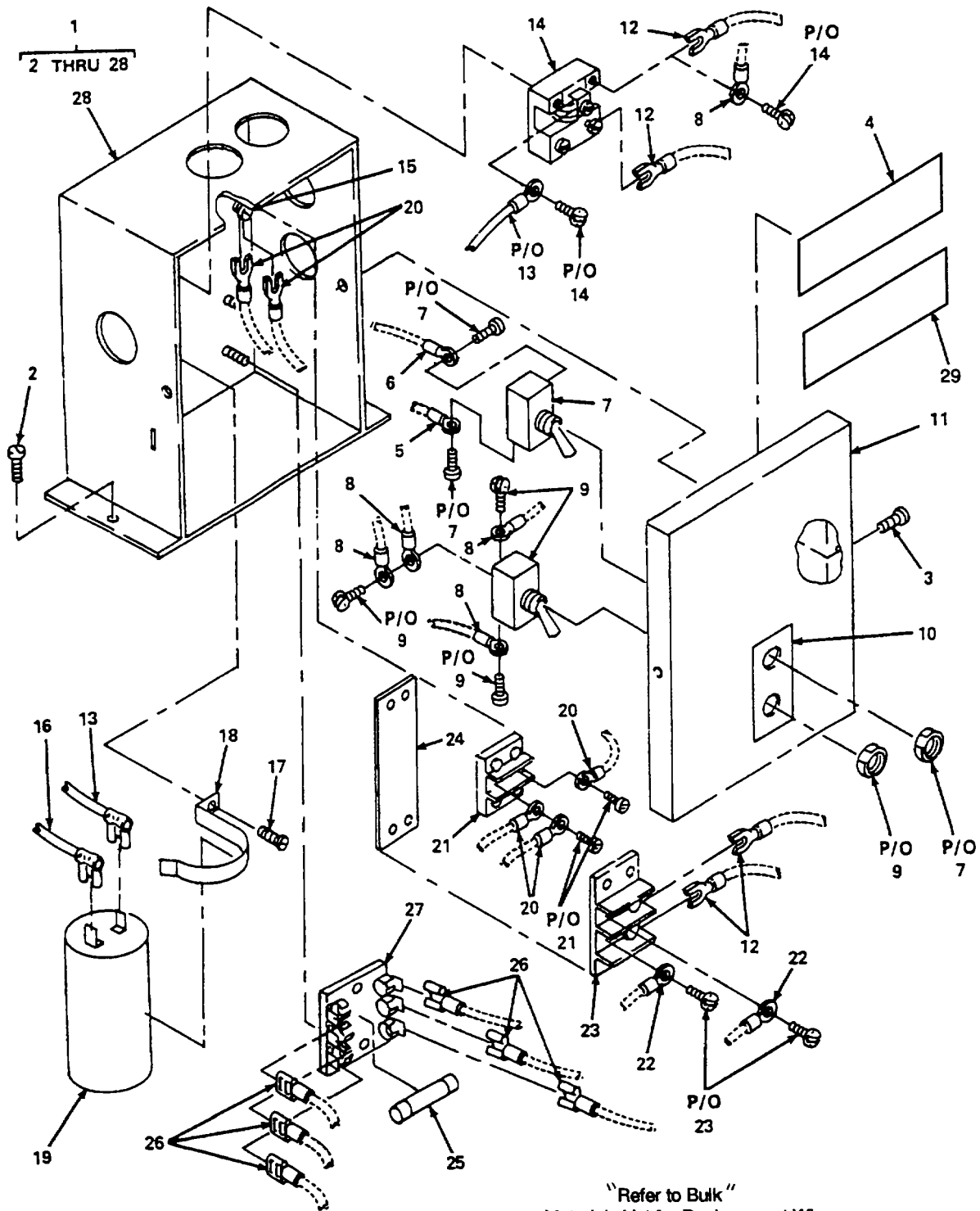


Figure 22. Control Box

SECTION II

TM 5-4220-227-24P

(1) ITEM NO	(2) SMR CODE	(3) CAGEC	(4) PART NUMBER	(5) DESCRIPTION AND USABLE ON CODES (UOC)	(6) QTY
GROUP 02 ENVIRONMENTAL GROUP					
FIG. 22 CONTROL BOX					
1	PBFFF	59431	DGAE1903	...CABINET ASSEMBLY, CAPACITOR .....	1
2		59431	10717-C7	...SCREW, HEX .....	2
3		59431	10184-C10	...SCREW, HEX .....	2
4		59431	90420-6	...LABEL, INSTRUCTIONS.....	1
5		39428	7113K34	...LUG, TERMINAL, WIRE, 16 AWG .....	6
6		39428	7113K11	...LUG, TERMINAL, WIRE, 16 AWG .....	4
7	PAFZZ	39428	7343K1 1	...SWITCH, TOGGLE, ON/OFF.....	1
8		39428	7113K43	...LUG, TERMINAL, WIRE, 16 AWG .....	6
9	PAFZZ	39428	7343K12	...SWITCH, TOGGLE, ON/OFF/ON .....	1
10		59431	NPN-20	...PLATE, IDENTIFICATION, SWITCH.....	1
11		59431	70899	...COVER, CABINET .....	1
12		39428	7113K1 5	...LUG, TERMINAL, WIRE, 16 AWG .....	8
13		59431	85314B008	...LEAD, ELECTRICAL .....	1
14	PAFZZ	59431	P82939	...RELAY, ROTARY.....	1
15		59431	33386	...SCREW, GROUNDING .....	1
16		59431	85314B019	...LEAD, ELECTRICAL .....	1
17		59431	10192-C5	...SCREW, PANHEAD.....	1
18		59431	90680-3	...STRAP, CAPACITOR.....	1
19	PAFZZ	59431	85PS250A58	...CAPACITOR, START .....	1
20		39428	7472K32	...LUG, TERMINAL, WIRE, 16 AWG .....	6
21		39428	7527K42	...BLOCK, TERMINAL .....	1
22		39428	7113K37	...LUG, TERMINAL, WIRE, 14 AWG .....	4
23	PAFZZ	59431	90360-4	...BOARD, TERMINAL, 55 AMP .....	1
24	PAFZZ	59431	90681	...INSULATOR.....	1
25	PAOZZ	51210	14942	...FUSE, 5 AMP .....	3
26		39428	69595K5	...LUG, TERMINAL, QUICK DISCONNECT.....	6
27	PAFZZ	71400	2430-3	...BLOCK, FUSE .....	1
28		59431	71005	...CABINET, CAPACITOR .....	
29		59431	90420-6	...STICKER, WIRING DIAGRAM.....	
END OF FIGURE					

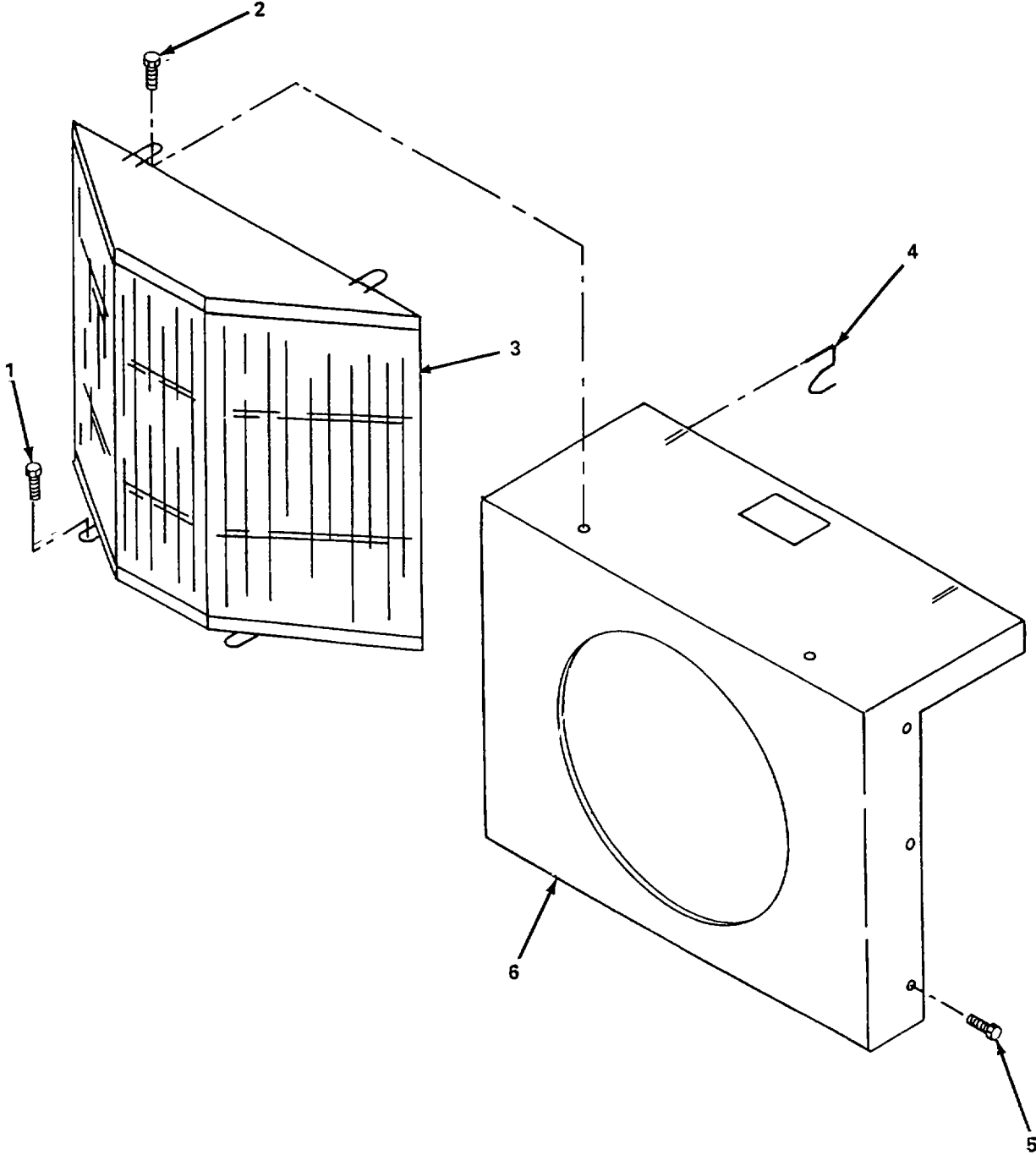


Figure 23. Shroud Assembly



SECTION II

TM 5-4220-227-24P

(1) ITEM NO	(2) SMR CODE	(3) CAGEC	(4) PART NUMBER	(5) DESCRIPTION AND USABLE ON CODES (UOC)	(6) QTY
				GROUP 02 ENVIRONMENTAL GROUP	
				FIG. 23 SHROUD ASSEMBLY	
1		59431	10715-C8	SCREW, HEX .....	2
2		59431	10716-C4	SCREW, HEX .....	2
3	PBFFF	59431	70769-4	GUARD, FAN .....	1
4		59431	70059	CLIP, SHROUD.....	2
5		59431	10706-C8	SCREW , HEX .....	6
6	PBFFF	59431	70651-1	SHROUD ASSEMBLY CONDENSER .....	1
				END OF FIGURE	

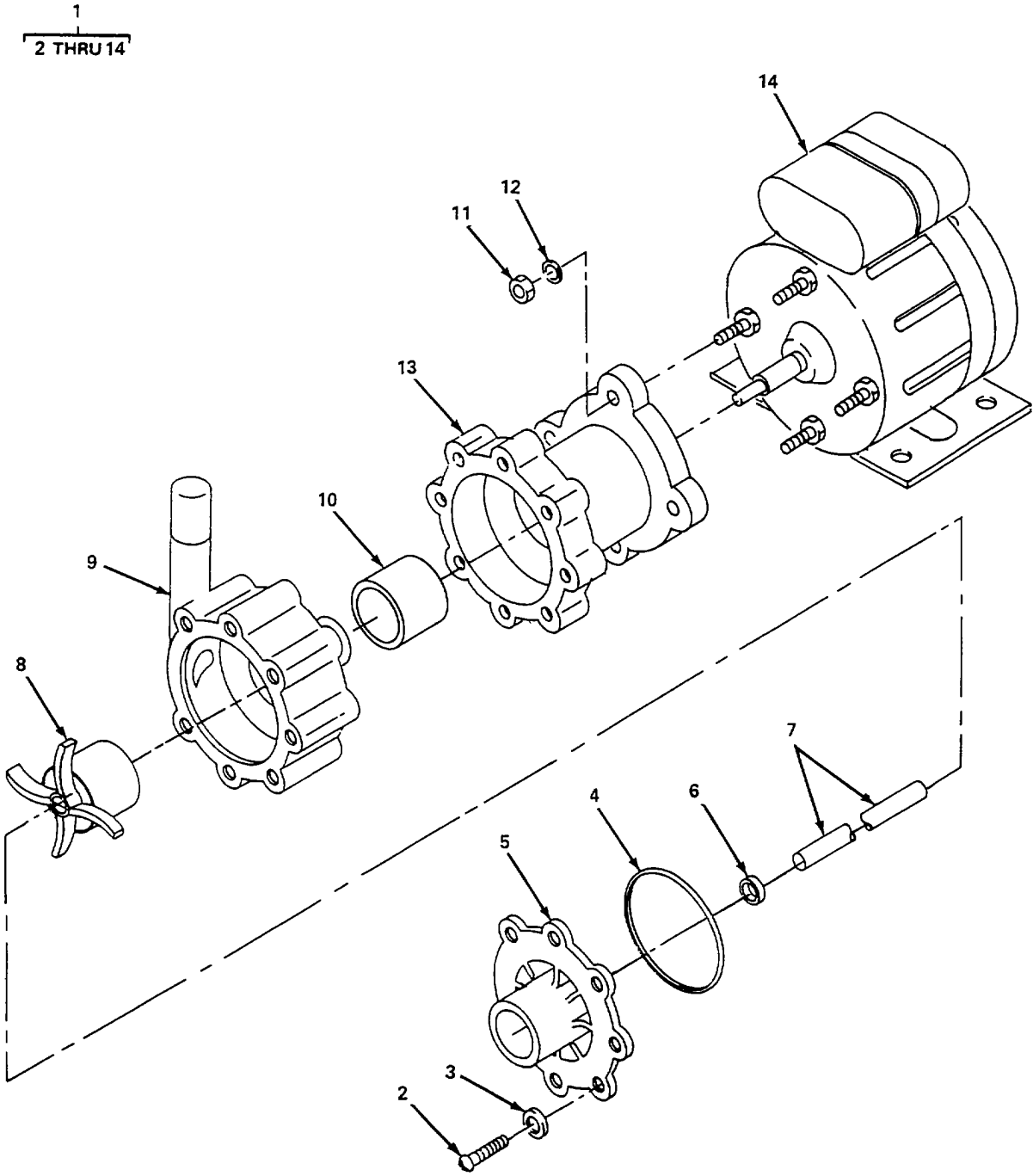


Figure 24. Pump Assembly

SECTION II

TM 5-4220-227-24P

(1) ITEM NO	(2) SMR CODE	(3) CAGEC	(4) PART NUMBER	(5) DESCRIPTION AND USABLE ON CODES (UOC)	(6) QTY
GROUP 02 ENVIRONMENTAL GROUP					
FIG. 24 PUMP ASSEMBLY					
1	PAFFF	21198	AC-5C-MD	..PUMP UNIT, CENTRIFUGAL.....	1
2		21198	150-021-10	...SCREW,COVER .....	7
3		21198	135-016-10	...WASHER, FLAT.....	7
4	PAFZZ	21198	135-007-10	...PACKING, PREFORMED, BONA-N.....	1
5		21198	150-032-10	...COVER, PUMP .....	1
6	PAFZZ	21198	130-028-10	...WASHER,TRUST,CERAMIC .....	1
7	PAFZZ	21198	130-024-10	...SPINDLE.....	1
8	PAFZZ	21198	150-030-03	...MAGNET ASSEMBLY, IMPELLER.....	1
9		21198	150-031-10	...HOUSING, PUMP .....	1
10	PAFZZ	21198	150-081-01	...MAGNET ASSEMBLY, DRIVE .....	1
11		21198	625-024-10	...NUT, BRACKET .....	4
12		21198	802-006-10	...WASHER, BRACKET.....	4
13		21198	150-026-10	...BRACKET, MOTOR .....	1
14	PAFZZ	21198	150-027-10	...MOTOR, PUMP,115 VOLT.....	1
END OF FIGURE					

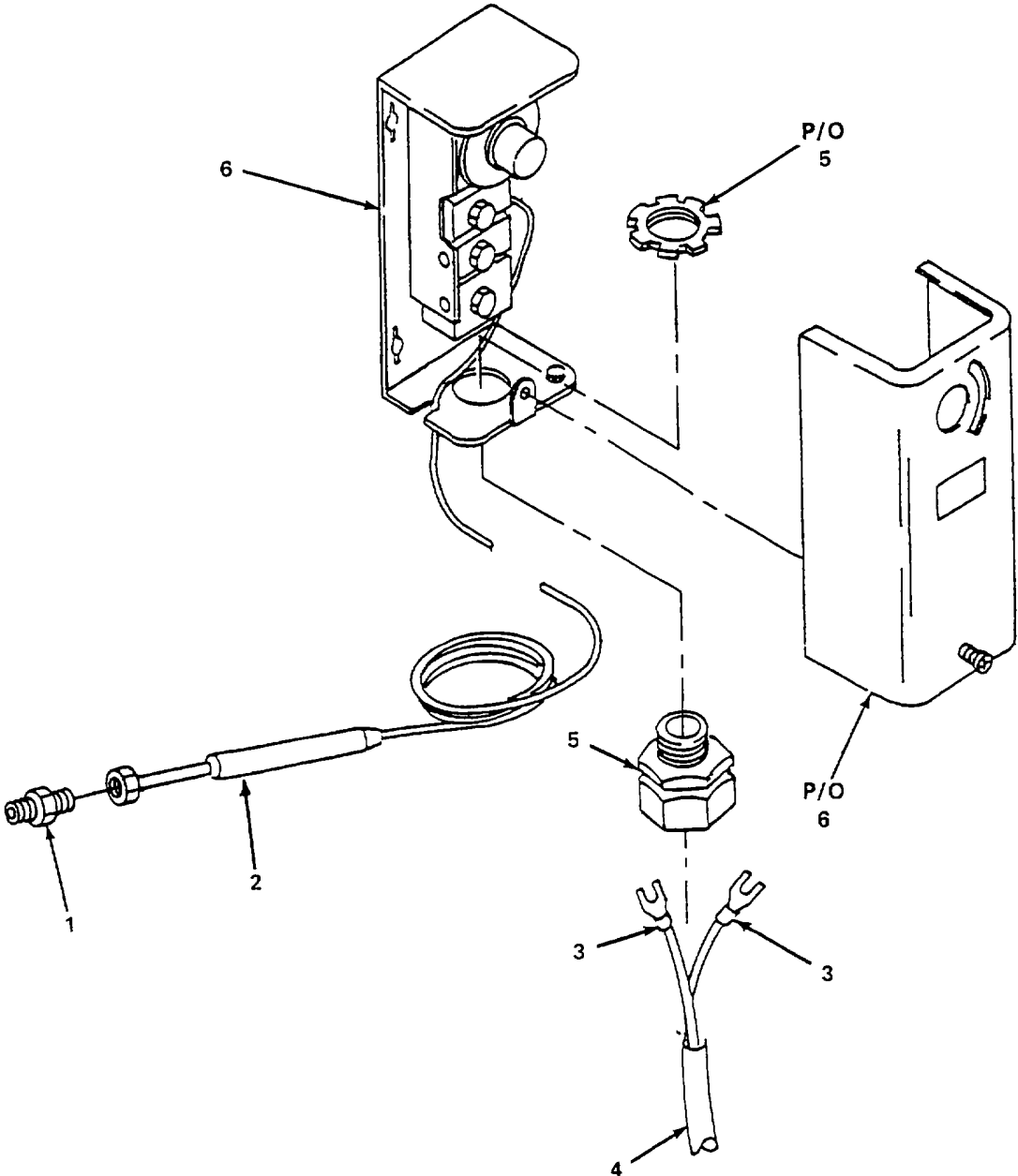


Figure 25. Temperature Control Assembly, High

SECTION II

TM 5-4220-227-24P

(1) ITEM NO	(2) SMR CODE	(3) CAGEC	(4) PART NUMBER	(5) DESCRIPTION AND USABLE ON CODES (UOC)	(6) QTY
				GROUP 02 ENVIRONMENTAL GROUP	
				FIG. 25 TEMPERATURE CONTROL ASSEMBLY, HIGH	
1	PAFZZ	32242	FTG13A-600R	..NUT ASSEMBLY, PACKING .....	1
2	PAFZZ	92578	WEL14A-602R	..BULB, WELL .....	1
3		39428	7113K15	..TERMINAL, SPADE .....	4
4	PBFZZ	39428	7082K21	..CABLE, POWER, 4 FT.....	1
5		39428	7119K13	..CONNECTOR, CABLE.....	1
6	PAFFF	92578	A19ABC-24	..CONTROL ASSEMBLY, HIGH TEMPERATURE.....	1
				END OF FIGURE	

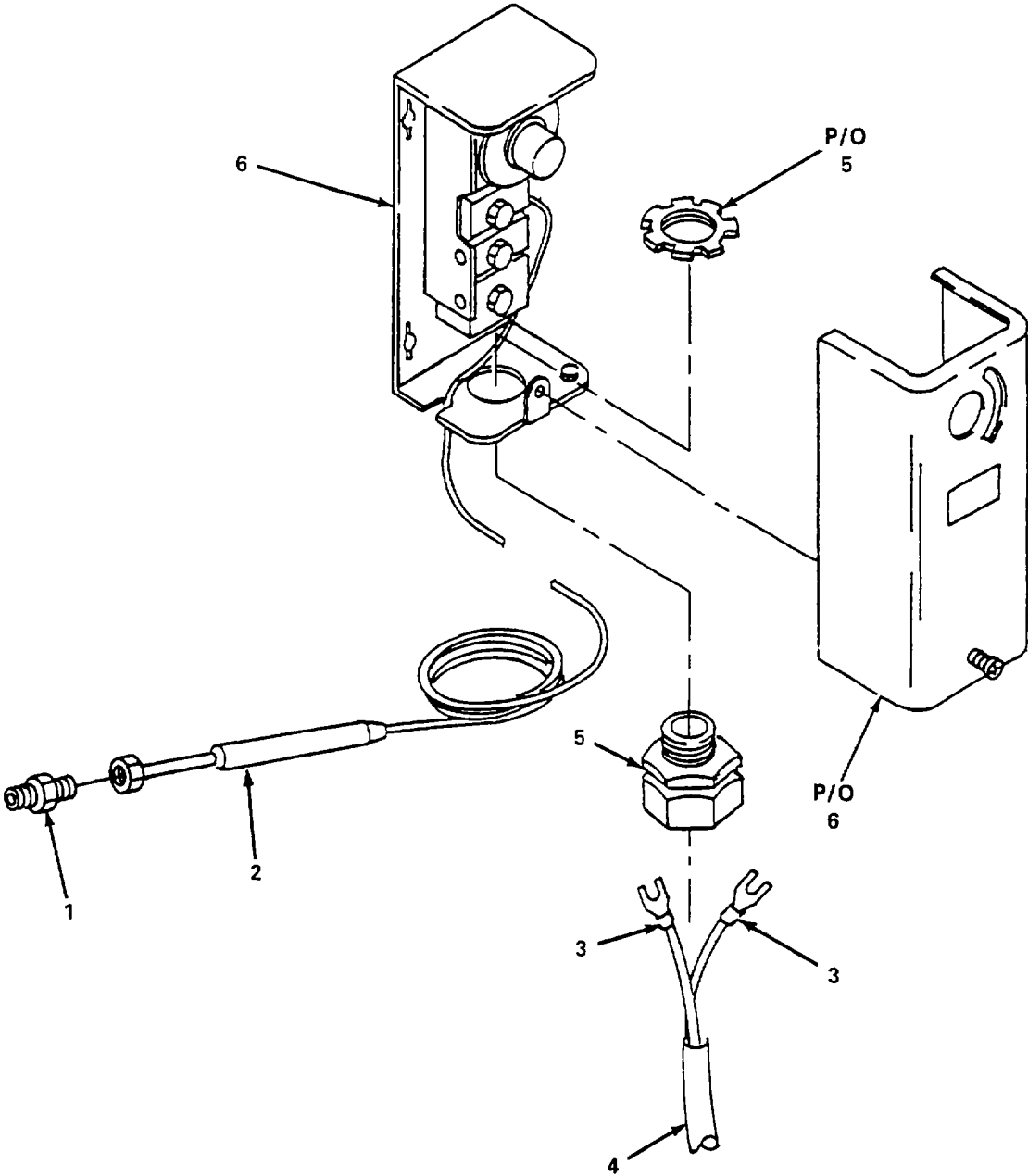


Figure 26. Temperature Control, Low

SECTION II

TM 5-4220-227-24P

(1) ITEM NO	(2) SMR CODE	(3) CAGEC	(4) PART NUMBER	(5) DESCRIPTION AND USABLE ON CODES (UOC)	(6) QTY
GROUP 02 ENVIRONMENTAL GROUP					
FIG. 26 TEMPERATURE CONTROL, LOW					
1	PAFZZ	32242	FTG13A-600 R	..NUT ASSEMBLY, PACKING .....	1
2	PAFZZ	92578	WEL14A-603R	..BULB, WELL .....	1
3		39428	7113K15	..TERMINAL, SPADE .....	4
4	PBFZZ	39428	7082K2-4FT	..CABLE, POWER, 4 FT.....	1
5		39428	7119K13	..CONNECTOR, CABLE.....	1
6	PAFFF	92578	A19ABC4	..CONTROL ASSEMBLY, LOW TEMPERATURE .....	1
END OF FIGURE					

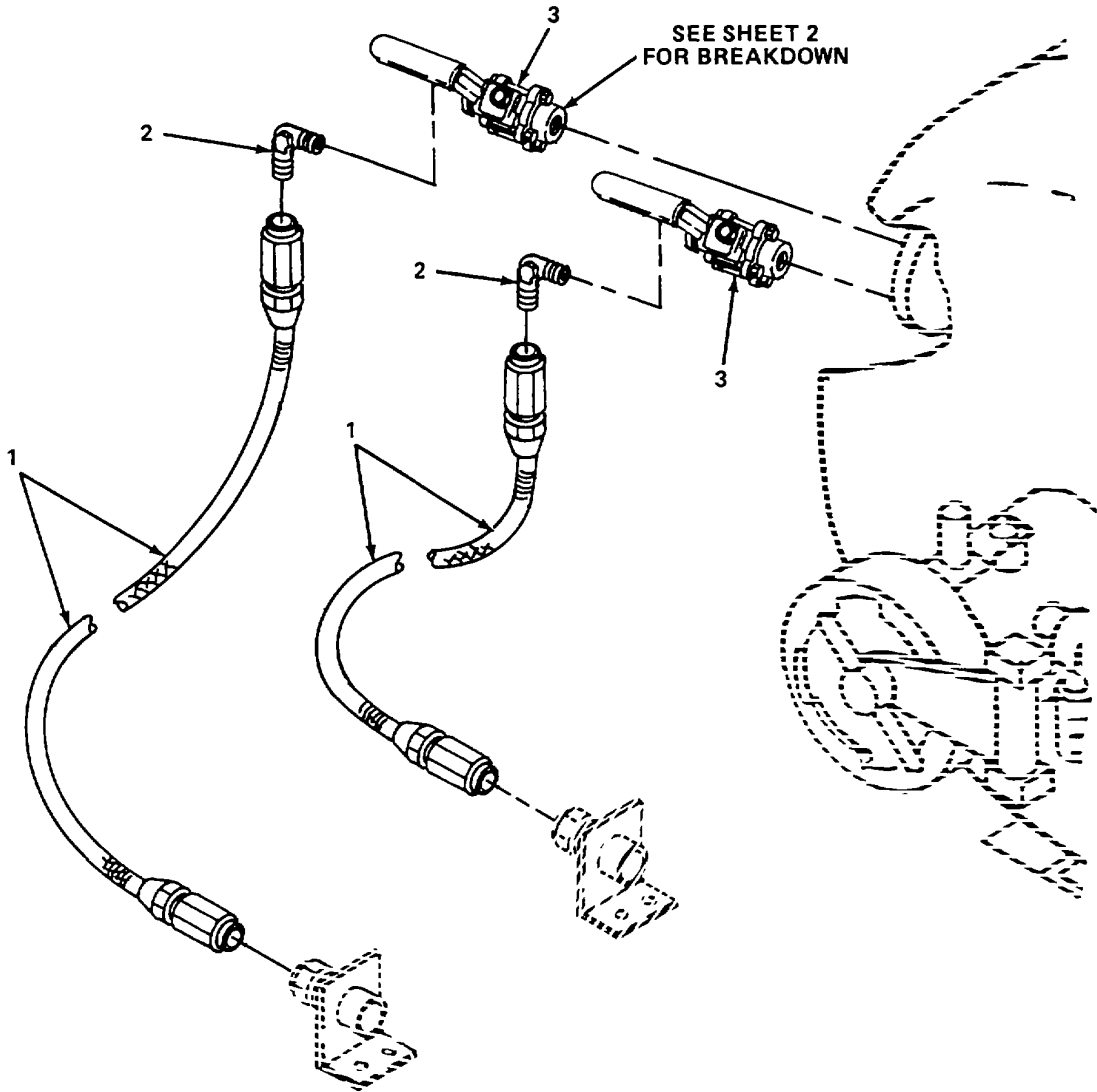


Figure 27. Water Valves (3/4 In.) and Hoses (Sheet I of 2)



3  
4 THRU 25

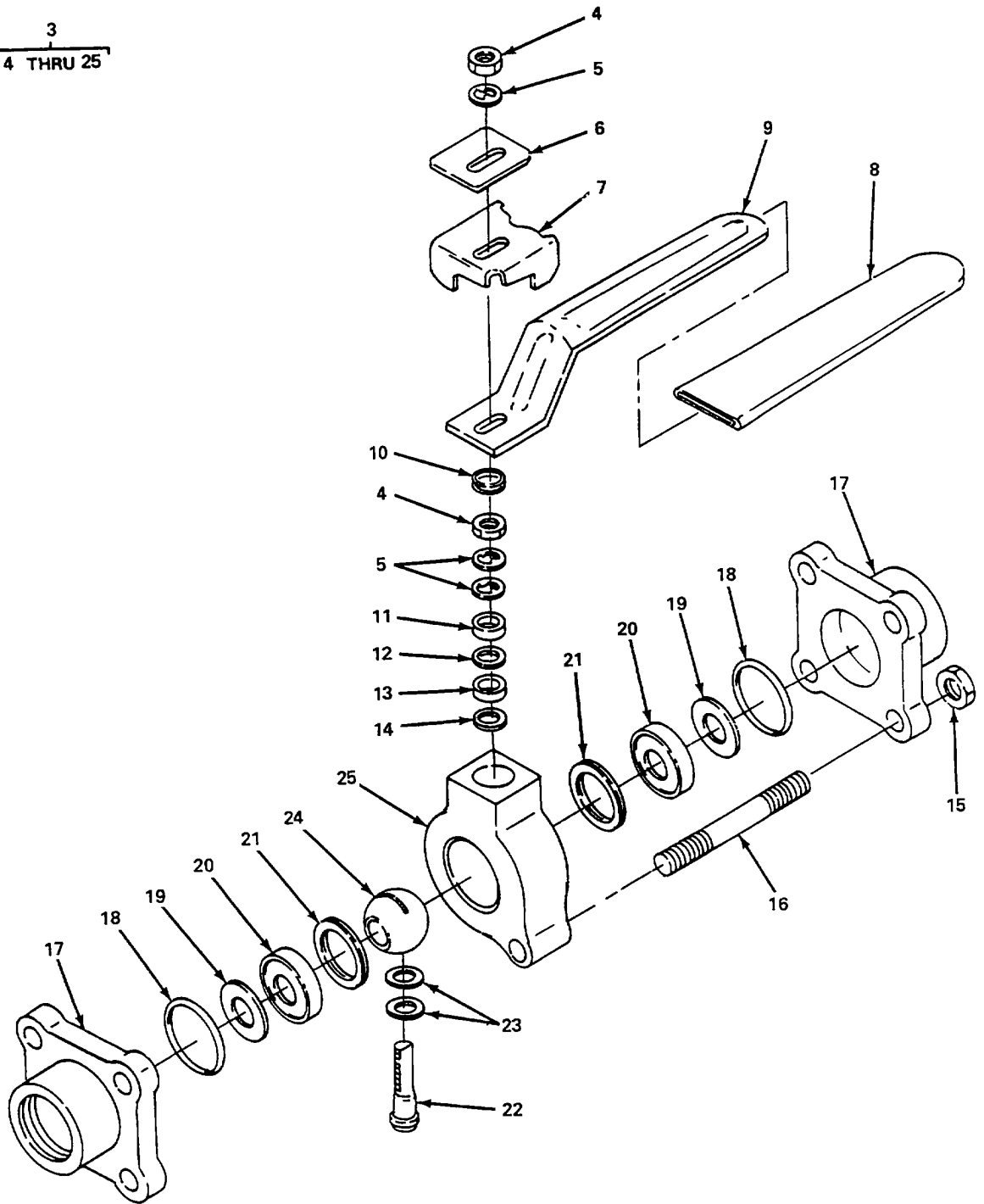


Figure 27. Water Valves (3/4 In.) and Hoses (Sheet 2 of 2)

SECTION II

TM 5-4220-227-24P

(1) ITEM NO	(2) SMR CODE	(3) CAGEC	(4) PART NUMBER	(5) DESCRIPTION AND USABLE ON CODES (UOC)	(6) QTY
				GROUP 02 ENVIRONMENTAL GROUP	
				FIG 27 WATER VALVES (3/4 IN.) and HOSES	
1	PBOZZ	99565	10KR-8AMP-8	..HOSE.....	2
2		12623	SS-8-ME	..ELBOW, PIPE.....	2
3	PAOOO	12623	B-65TF12	..VALVE, BALL, WATER, 3/4.....	2
4		12623	B-65TF12-1	..NUT, STEM.....	2
5		12623	B-65TF12-2	..SPRING, STEM, PART OF KIT.....	2
				P/N SS-91 K-65-T	
6		12623	B-65TF12-3	..PLACARD, IDENTIFICATION.....	1
7		12623	B-65TF12-4	..PLATE, STOP.....	1
8		12623	B-65TF12-6	..SLEEVE, HANDLE.....	1
9	PAOZZ	12623	B-65TF12-5	..HANDLE.....	1
10	PAOZZ	12623	B-65TF12-7	..SPRING, GROUNDING.....	1
11		12623	B-65TF12-10	..GLAND, PART OF KIT P/N SS-91K-65-T.....	1
12		12623	B-65TF12-11	..PACKING, SUPPORT, PART OF KIT.....	1
				P/N SS-91 K-65-T	
13		12623	B-65TF12-12	..PACKING, TOP, PART OF KIT P/N SS-91K-65-T-..	1
14		12623	B-65TF12-13	..PACKING, BOTTOM, PART OF KIT.....	1
				P/N SS-91 K-65-T	
15		12623	B-65TF12-24	..NUT, BODY, PART OF KIT P/N SS-91K-65-T.....	8
16		12623	B-65TF12-23	..STUD, BODY.....	4
17		12623	B-65TF12-22	..FLANGE, VALVE BODY.....	2
18		12623	B-65TF12-21	..PACKING, PREFORMED, PART OF KIT.....	2
				P/N SS-91K-65-T AND P/N BN70-91 K-1 29	
19		12623	B-65TF12-20	..SPRING, SEAT, PART OF KIT P/N SS-91K-65-T ...	2
20		12623	B-65TF12-19	..SEAT, BALL, PART OF KIT P/N SS-91K-65-T.....	2
21	PAOZZ	12623	B-65TF12-18	..RING, SUPPORT.....	2
22	PAOZZ	12623	B-65TF12-16	..STEM, VALVE.....	1
23		12623	B-65TF12-15	..BEARING, STEM, PART OF KIT.....	2
				P/N SS-91 K-65-T	
24		12623	B-65TF12-17	..BALL, VALVE.....	1
25		12623	B-65TF12-14	..BODY, VALVE CENTER.....	1
	PAOZZ	12623	SS-91K-65-T	KIT, SEAL.....	1
				SPRING, STEM (3) 27-5	
				GLAND, STEM (1) 27-11	
				PACKING, SUPPORT (1) 27-12	

SECTION II

TM 5-4220-227-24P

(1) ITEM NO	(2) SMR CODE	(3) CAGEC	(4) PART NUMBER	(5) DESCRIPTION AND USABLE ON CODES (UOC)	(6) QTY
	PAOZZ	12623	SS-91K-65-T	FIG. 27 WATER VALVES (3/4 IN.) and HOSES (CONT)  KIT, SEAL (CONT'D)..... PACKING, TOP (1) 27-13 PACKING, BOTTOM (1) 27-14 NUT,BODY (4) 27-15 PACKING, PREFORMED (2) 27-18 SPRING, SEAT (2) 27-19 SEAT, BALL (2) 27-20 BEARING, STEM (2) 27-23	V
	PAOZZ	12623	BN70-91K-129	KIT, FLANGE, PREFORMED PACKING ..... PACKING, PREFORMED (2)27-18  END OF FIGURE	1

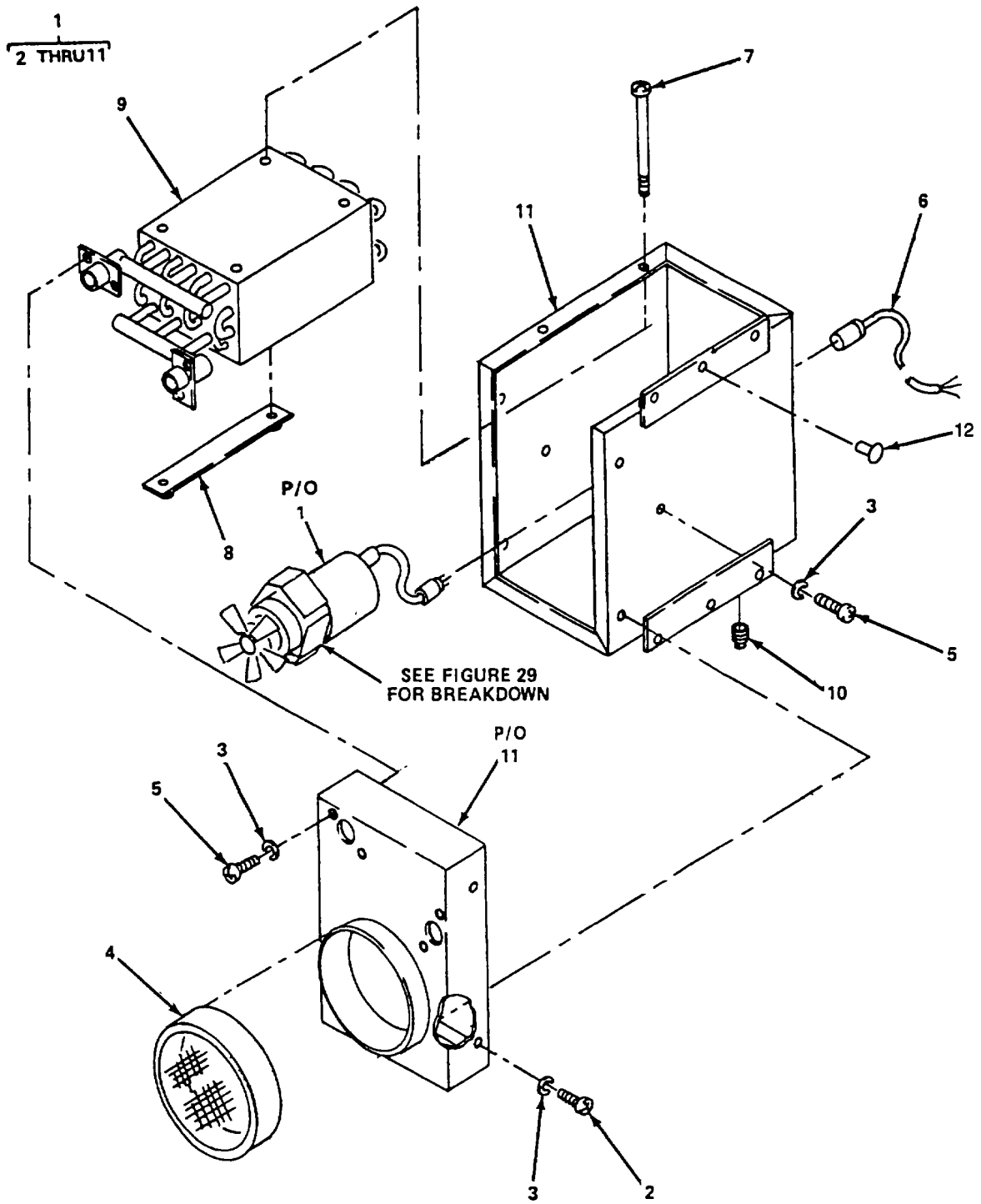


Figure 28. Chamber Conditioning Unit (CCU-03)

SECTION II

TM 5-4220-227-24P

(1) ITEM NO	(2) SMR CODE	(3) CAGEC	(4) PART NUMBER	(5) DESCRIPTION AND USABLE ON CODES (UOC)	(6) QTY
				GROUP 02 ENVIRONMENTAL GROUP	
				FIG. 28 CHAMBER CONDITIONING UNIT (CCU-03)	
1	PBFFF	51210	CCU-01	..CONDITIONING UNIT, CHAMBER .....	1
2		51210	10639	..SCREW, PANHEAD.....	8
3		51210	10636	..WASHER, LOCK.....	18
4		51210	12091	..LID, FAN .....	1
5		51210	10640	..SCREW, PANHEAD.....	10
6	PBFZZ	51210	10649	..CORD, ELECTRICAL, FEMALE .....	1
7		51210	11773	..SCREW, ROUND HEAD .....	4
8		51210	11524-1	..NUT PLATE, COIL SUPPORT .....	2
9	PBFZZ	51210	11524	..COIL ASSEMBLY.....	1
10		51210	10644	..WELL NUT, RUBBER. ....	1
11		51210	13276	..HOUSING ASSEMBLY.....	1
12		51210	10779	..RIVET, POP .....	AR
END OF FIGURE					

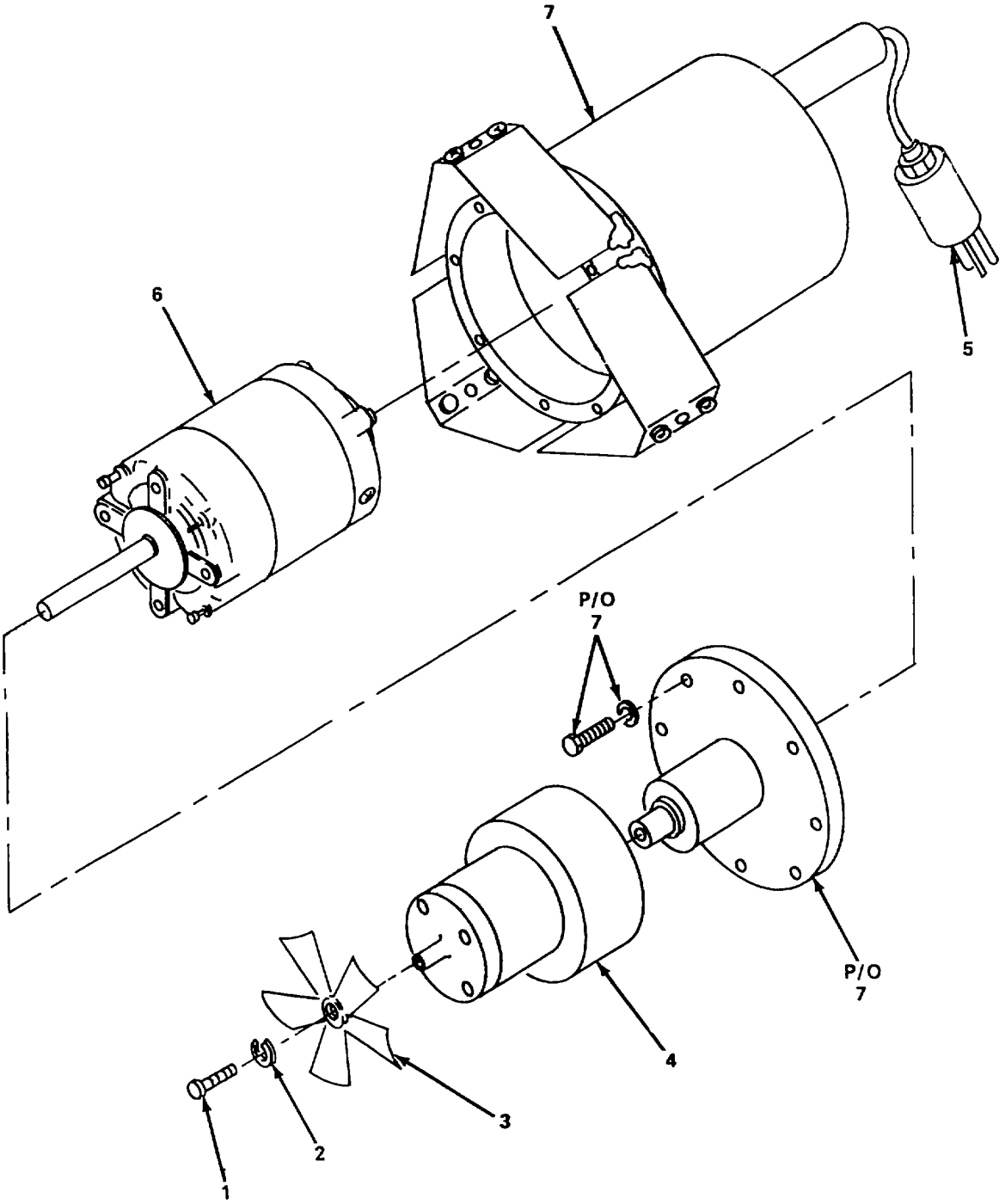


Figure 29. Motor

SECTION II

TM 5-4220-227-24P

(1) ITEM NO	(2) SMR CODE	(3) CAGEC	(4) PART NUMBER	(5) DESCRIPTION AND USABLE ON CODES (UOC)	(6) QTY
				GROUP 02 ENVIRONMENTAL GROUP	
				FIG.29 MOTOR	
1		39428	93306A540	..SCREW, HEX. ....	1
2		39428	92146A019	..WASHER, LOCK.....	1
3		51210	12801	..FAN,5 BLADE .....	1
4	PAFZZ	51210	11148	..ADAPTER ASSEMBLY, SHAFT.....	1
5		51210	10659	..CONNECTOR, POWER CORD, MALE .....	1
6	PAFZZ	51210	11936	..MOTOR ASSEMBLY.....	1
7		51210	12791	..HOUSING ASSEMBLY, MOTOR .....	1
				END OF FIGURE	

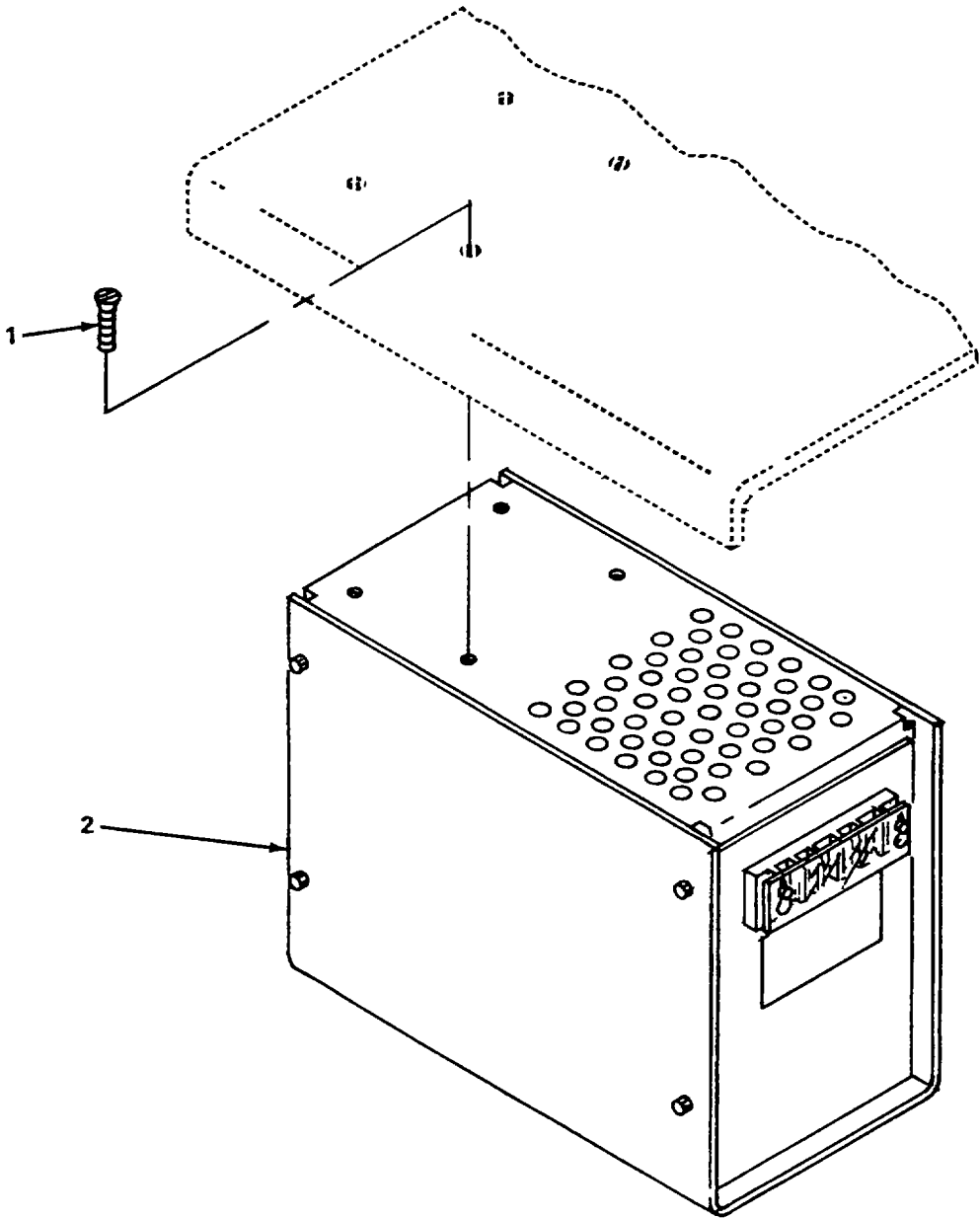


Figure 30. Power Supply, 28 V



SECTION II

TM 5-4220-227-24P

(1) ITEM NO	(2) SMR CODE	(3) CAGEC	(4) PART NUMBER	(5) DESCRIPTION AND USABLE ON CODES (UOC)	(6) QTY
1	PAOZZ	96906	MS35202-73	GROUP 02 ENVIRONMENTAL GROUP	
2		55814	28-28-270	FIG. 30 POWER SUPPLY, 28 V	
				.SCREW, COUNTERSUNK.....	4
				.POWER SUPPLY, MODULAR, 28 V.....	1
				END OF FIGURE	

3  
4 THRU 17

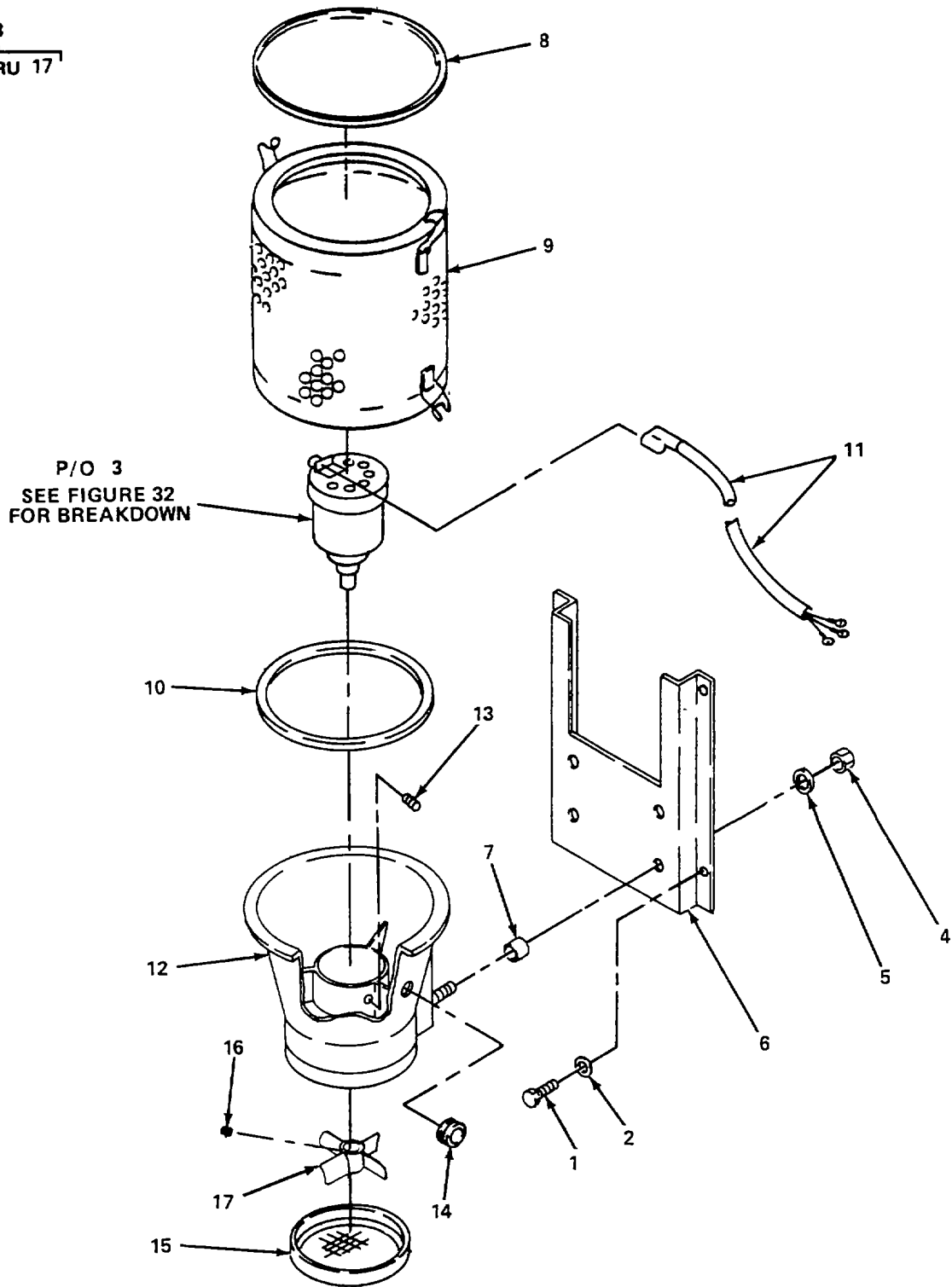


Figure 31. CO<sub>2</sub> Scrubber Assembly

(1) ITEM NO	(2) SMR CODE	(3) CAGEC	(4) PART NUMBER	(5) DESCRIPTION AND USABLE ON CODES (UOC)	(6) QTY
				GROUP 02 ENVIRONMENTAL GROUP	
				FIG. 31 C02 SCRUBBER ASSEMBLY	
1		96906	MS35312-91	.BOLT, HEX .....	4
2		96906	MS27183-11	.WASHER, FLAT .....	4
3	PAFFF	51210	DH-1C02	.CO2SCRUBBER ASSEMBLY .....	1
4		96906	MS16286-2	..NUT, HEX .....	4
5		96906	MS27183-140	..WASHER, SPLIT LOCK .....	4
6		51210	14773	..PLATE, ADAPTER .....	1
7	PAFZZ	81860	A32051	..MOUNT, SHOCK .....	4
8		51210	14768	..LID, CANISTER, SCRUBBER .....	1
9		51210	14902	..CANISTER ASSEMBLY, SCRUBBER.....	1
10	PAFZZ	51210	14756	..GASKET, SCRUBBER .....	1
11	PAFZZ	20558	51 F2F1	..CABLE ASSEMBLY, SPECIAL.....	.1
12		51210	14742	..FRAME, SCRUBBER .....	1
13		96906	MS18064-11	..SCREW, SET, CUP POINT.....	1
14	PAFZZ	51210	14792	..GROMMET, BUNA-N .....	1
15		51210	14783	..GUARD ASSEMBLY, FAN.....	1
16		96906	MS18064-31	..SCREW, SET, CUP POINT .....	1
17		51210	14749	..BLADE, FAN. ....	1
				END OF FIGURE	

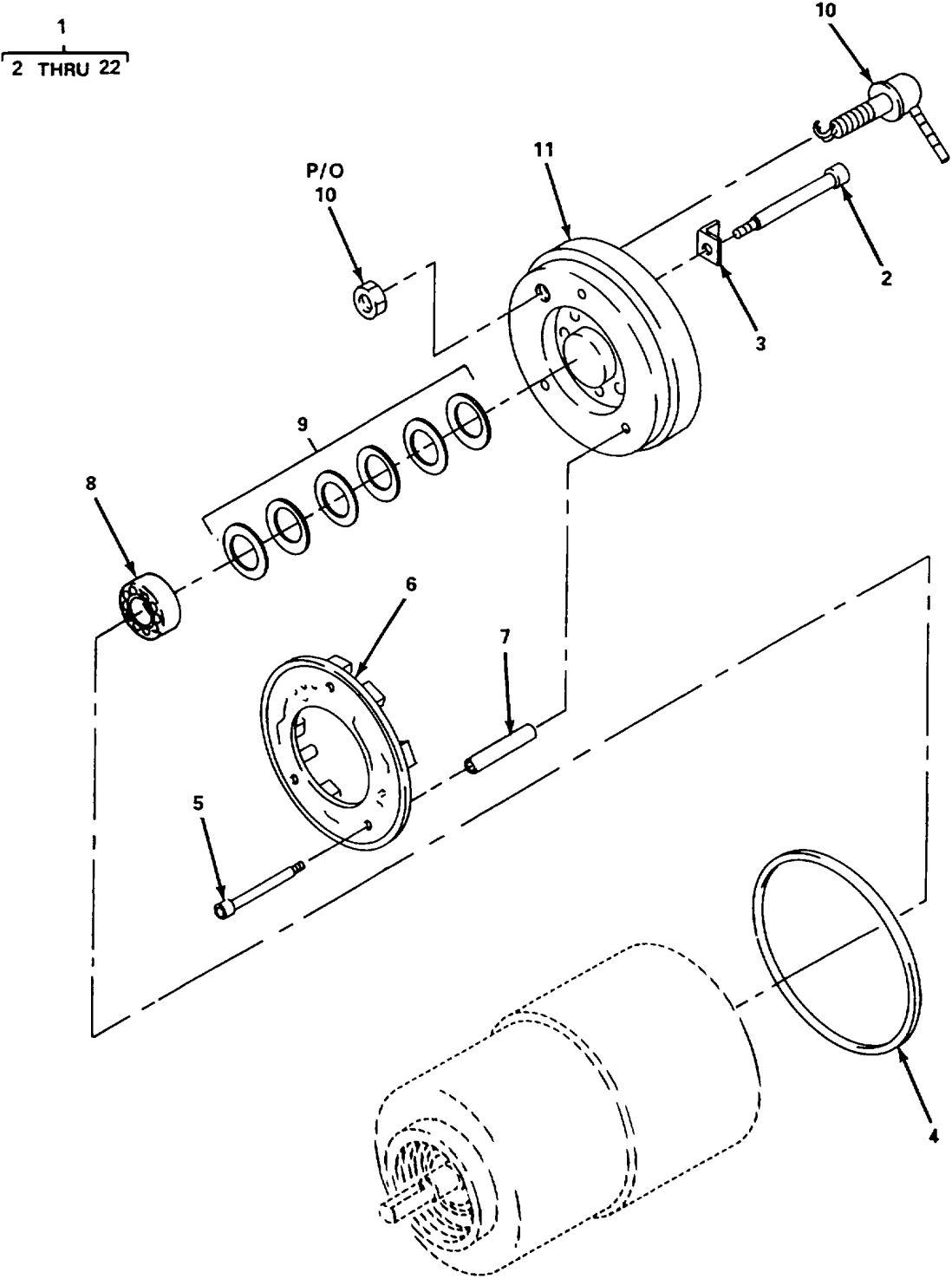


Figure 32. Motor Assembly, Scrubber (Sheet 1 of 2)

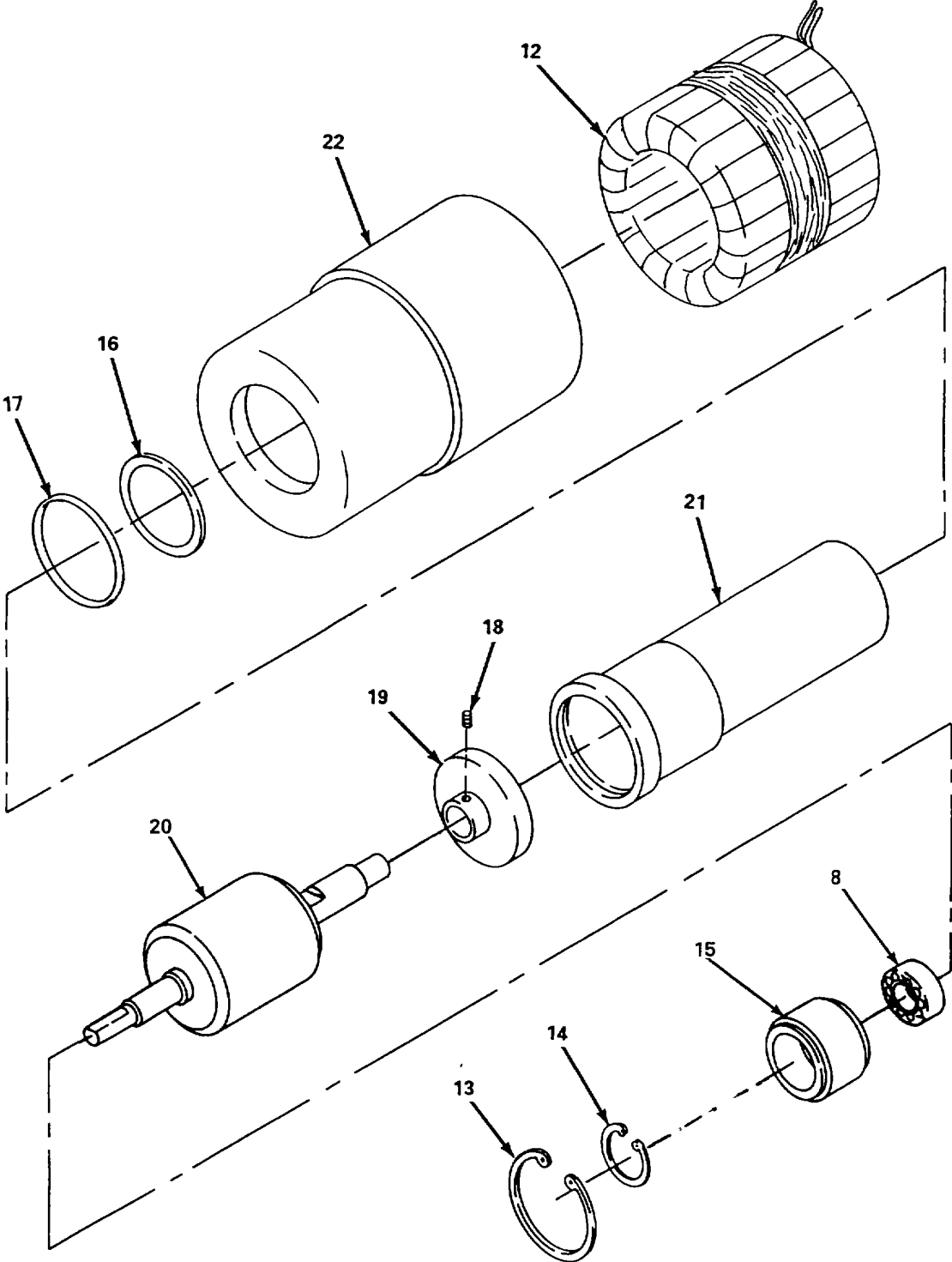


Figure 32. Motor Assembly, Scrubber (Sheet 2 of 2)

SECTION II

TM 5-4220-227-24P

(1) ITEM NO	(2) SMR CODE	(3) CAGEC	(4) PART NUMBER	(5) DESCRIPTION AND USABLE ON CODES (UOC)	(6) QTY
				GROUP 02 ENVIRONMENTAL GROUP	
				FIG. 32 MOTOR ASSEMBLY, SCRUBBER	
1	PAFHH	51210	14904	..MOTOR ASSEMBLY, SCRUBBER .....	1
2		39428	92212A202	...SCREW, SOCKET HEAD, CAP .....	8
3		51210	14780	...STOP, CONNECTOR .....	1
4	PAHZZ	02697	2-041	...PACKING, PREFORMED .....	1
5		96906	MS35312-9	...SCREW, HEX, CAP .....	3
6	PAHZZ	51210	14777	...BOARD ASSEMBLY, CIRCUIT, MOTOR .....	1
				CONTROL	
7	PAHZZ	51210	14785	...SPACER, NYLON .....	3
8	PAHZZ	51210	14744	...BEARING, ROLLER .....	2
9		51210	14745	...WASHER, BELLEVILLE .....	6
10		20558	59F2M-2	...CONNECTOR, BULKHEAD, MALE .....	1
				WITH NUT	
11		51210	14775	...PLATE, END .....	1
12	PAHZZ	51210	14803	...STATOR, MOTOR ASSEMBLY .....	1
13		96906	MS16625-4156	...RING, RETAINING .....	1
14		96906	MS16625-4086	...RING, RETAINING .....	1
15	PAHZZ	51210	14776	...SLEEVE, BEARING .....	1
16	PAHZZ	02697	2-029	...PACKING, PREFORMED.....	1
17	PAHZZ	02697	2-030	...PACKING, PREFORMED .....	1
18		96906	MS18064-11	...SCREW, SET, CUP POINT .....	1
19	PAHZZ	51210	14905	...DISC, SWITCH, MAGNETIC.....	1
20		51210	14778	...SHAFT, MOTOR ROTOR .....	1
21		51210	14774	...HOUSING, ROTOR .....	1
22		51210	14764	..HOUSING, STATOR .....	1
				END OF FIGURE	

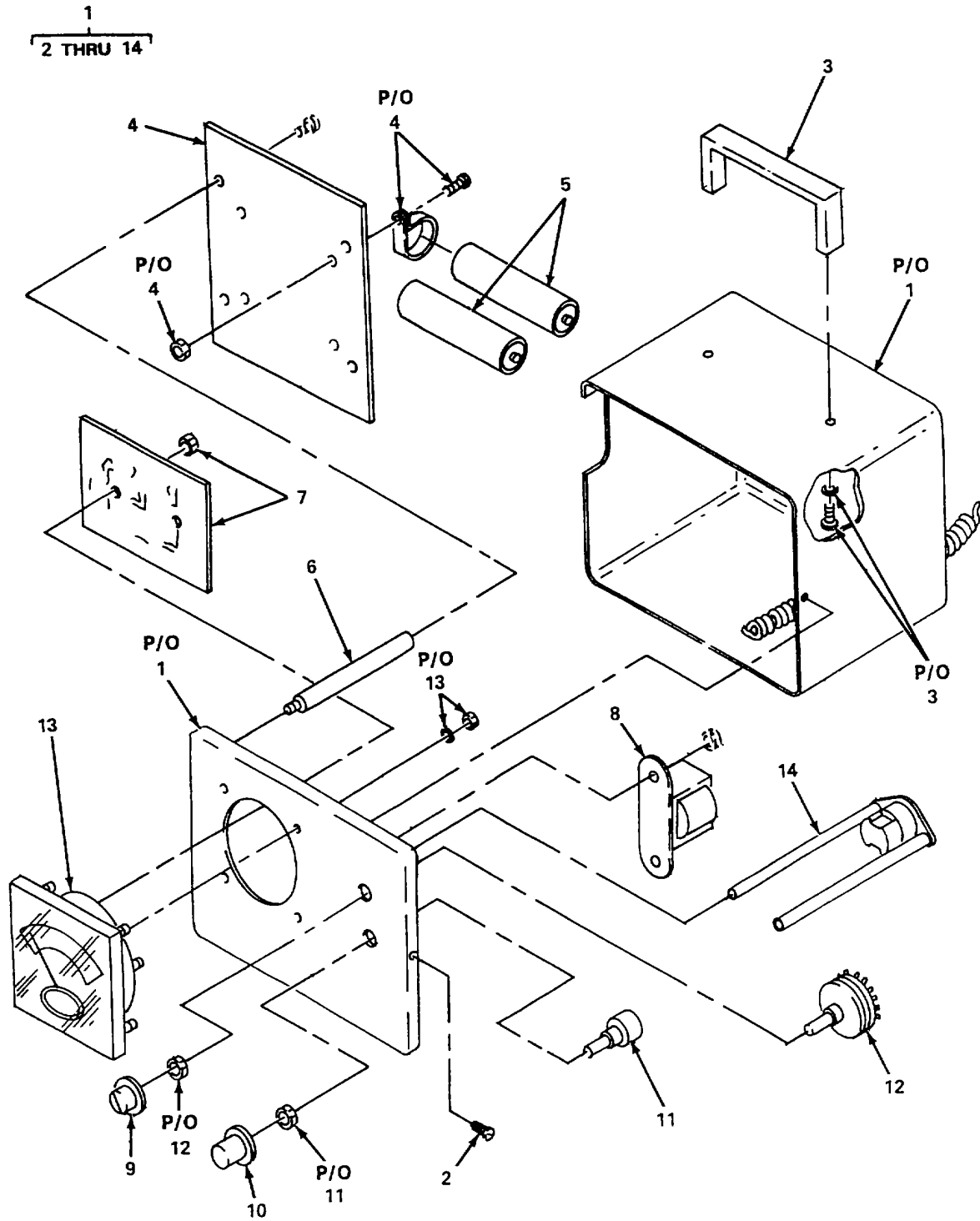


Figure 33. Portable Oxygen Analyzer

SECTION II

TM 5-4220-227-24P

(1) ITEM NO	(2) SMR CODE	(3) CAGEC	(4) PART NUMBER	(5) DESCRIPTION AND USABLE ON CODES (UOC)	(6) QTY
				GROUP 02 ENVIRONMENTAL GROUP	
				FIG. 33 PORTABLE OXYGEN ANALYZER	
1	PDOFF	21070	320/BRC	..ANALYZER, OXYGEN .....	1
2		39428	90053A242	..SCREW, SHEET METAL .....	2
3		21070	H-25	..HANDLE ASSEMBLY .....	1
4		21070	H-33	..HOLDER ASSEMBLY, BATTERY .....	1
5	PAOZZ	21070	B-71	..BATTERY, NI-CAD, 2.5 V, 3.5 AMP/HR .....	2
6		21070	B-25	..BUMPER, STAND OFF .....	4
7	PAFZZ	21070	9551	..CIRCUITCARDASSEMBLY .....	1
8	PAFZZ	21070	T-246	..TRANSFORMER .....	1
9		21070	K-4	..KNOB, RANGE .....	1
10		21070	K-3	..KNOB ASSEMBLY, SPAN .....	1
11	PAFZZ	21070	P-150	..POTENTIOMETER, SPAN .....	1
12	PAFZZ	21070	S-412	..SWITCH ASSEMBLY, RANGE .....	1
13	PAFZZ	21070	M-53	..METER .....	1
14	PAFZZ	21070	1-3	..INLET ASSEMBLY, POWER .....	1
				END OF FIGURE	



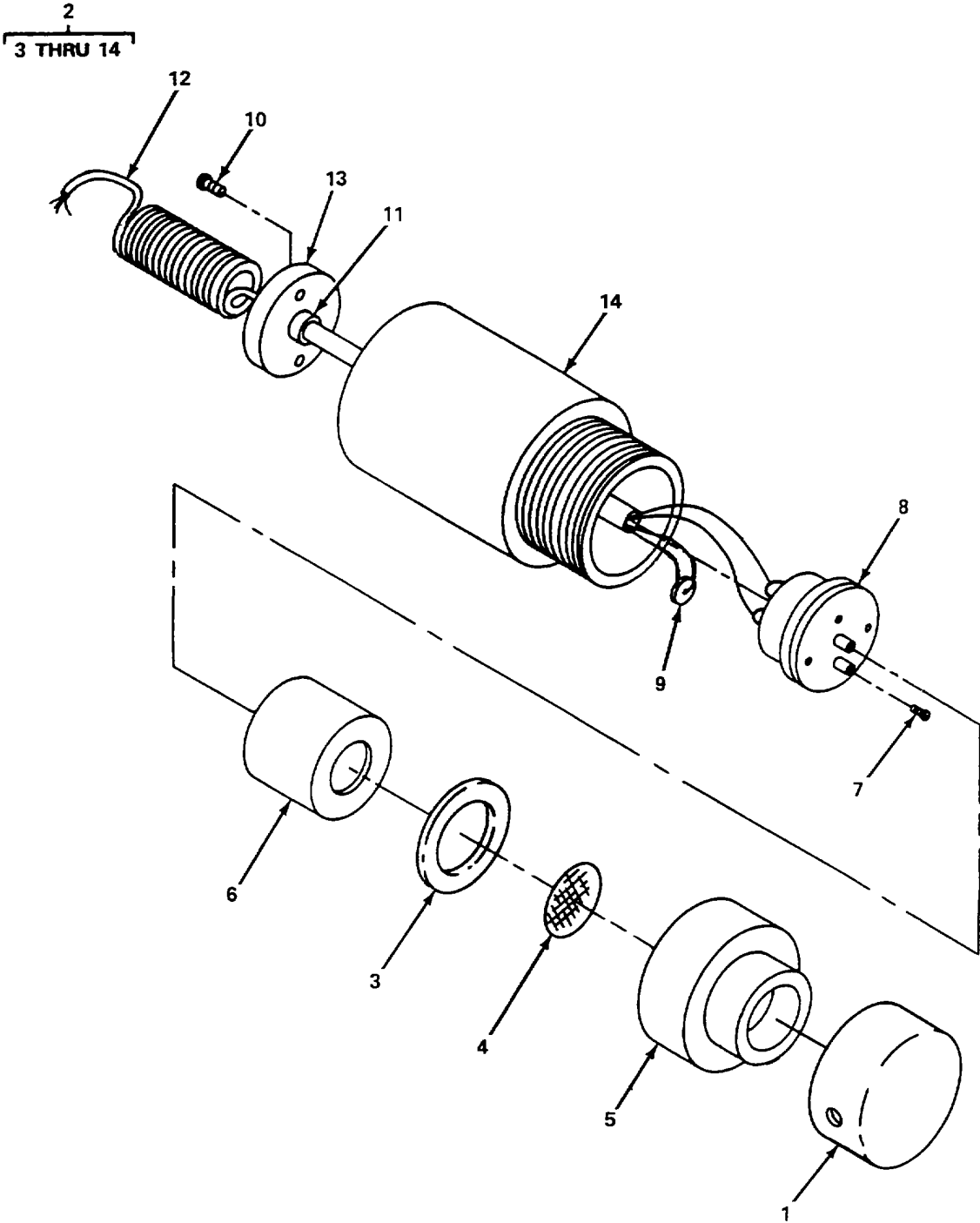


Figure 34. Probe Assembly

SECTION II

TM 5-4220-227-24P

(1) ITEM NO	(2) SMR CODE	(3) CAGEC	(4) PART NUMBER	(5) DESCRIPTION AND USABLE ON CODES (UOC)	(6) QTY
GROUP 02 ENVIRONMENTAL GROUP					
FIG 34 PROBE ASSEMBLY					
1	PBOZZ	21070	NPN-21	..CAP, PROBE .....	1
2	PAOOO	21070	B-9490	..PROBE ASSEMBLY .....	1
3	PAOZZ	21070	W1	...GASKET, SCREEN RETAINER .....	1
4		21070	A-8894	...SCREEN, SS PROBE .....	1
5	PBOZZ	21070	A-11209	...CAP, PROBE, PROTECTIVE.....	1
6	PAOZZ	21070	C-6689	...CELL ASSEMBLY, PROBE C-3 .....	1
7		39428	90253A032	...SCREW, FLAT HEAD .....	2
8	PAOZZ	21070	A-6542	...PLATE ASSEMBLY, CONTACT .....	1
9	PAOZZ	21070	T-305	...THERMISTOR .....	1
10		39428	90072A077	...SCREW, BINDER HEAD .....	2
11		21070	C258	...CLAMP, CABLE, INSULATED.....	1
12	PAOZZ	21070	C175	...CABLE, RETRACTILE 6 FT .....	1
13		21070	A9314	...COVER, BACK, P ROBE HOUSING .....	1
14		21070	B-1039	...HOUSING, PROBE .....	1
END OF FIGURE					

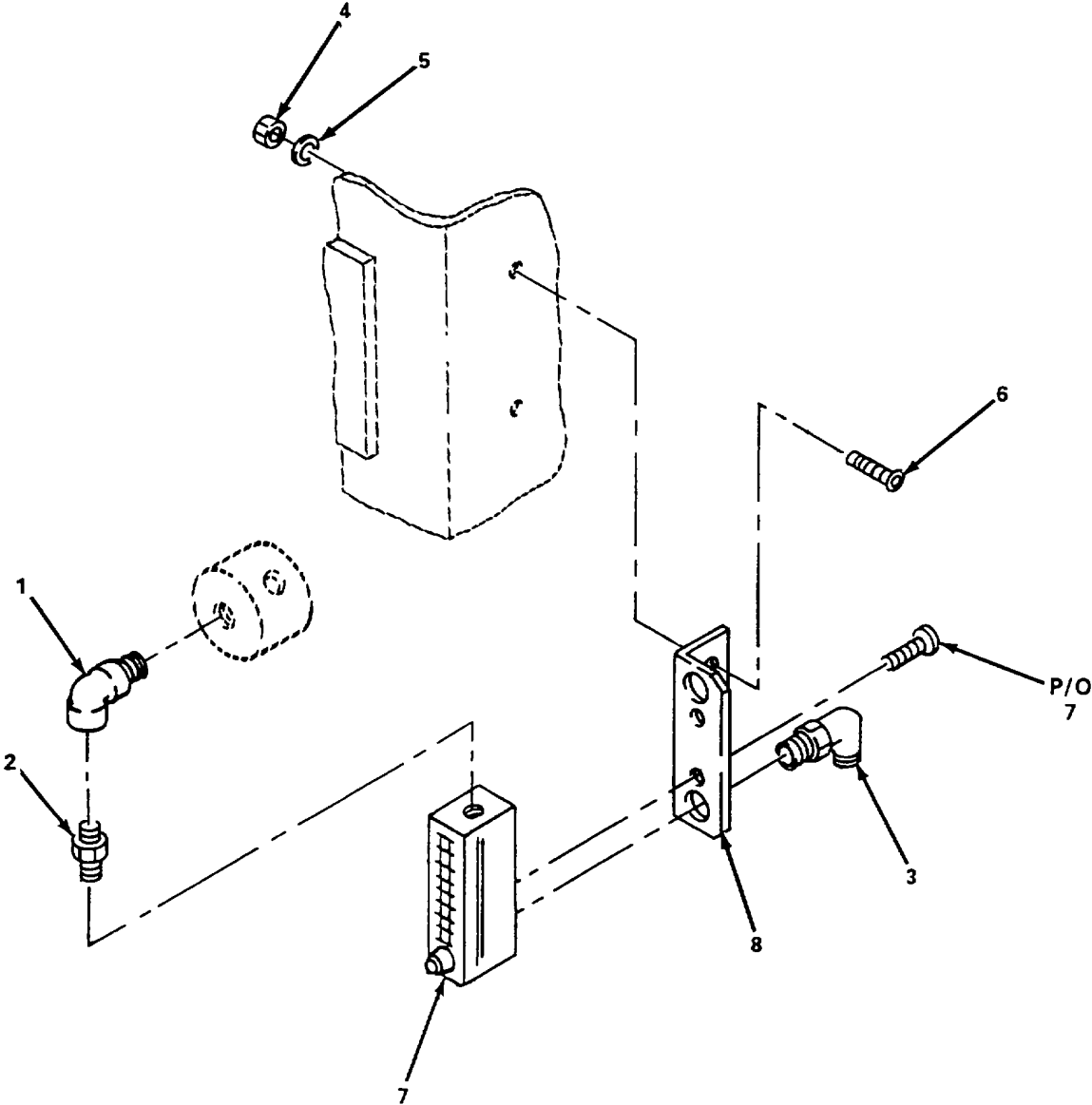


Figure 35. Flow Meter (.5-5.0 SCFH)

SECTION II

TM 5-4220-227-24P

(1) ITEM NO	(2) SMR CODE	(3) CAGEC	(4) PART NUMBER	(5) DESCRIPTION AND USABLE ON CODES (UOC)	(6) QTY
				GROUP 02 ENVIRONMENTAL GROUP	
				FIG. 35 FLOW METER (.5-5.0 SCFH)	
1		12623	SS-2-SE	.ELBOW, 90° STREET.....	1
2		12623	SS-2-HN	.NIPPLE, HEX.....	1
3		12623	SS-2-ME	.ELBOW, 90° MALE.....	1
4		96906	MS16286-1	.NUT, HEX.....	2
5		96906	MS27183-9	.WASHER, LOCK.....	2
6		96906	3M35202-73	.SCREW, COUNTERSUNK.....	2
7	PAFZZ	85274	RMA-4-BV	.METER, FLOW RATE.....	1
8		19879	NPN-22	.BRACKET.....	1
END OF FIGURE					

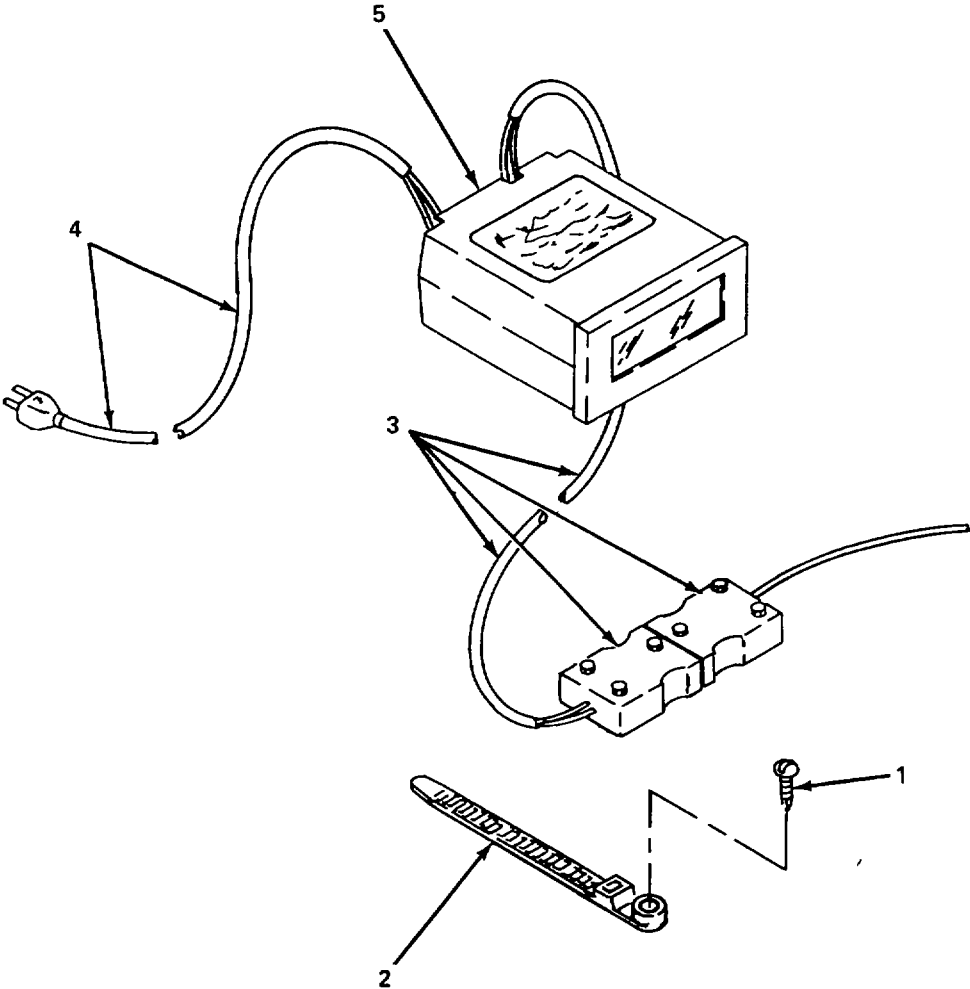


Figure 36. Thermocouple Meter and Temperature Probe

SECTION II

TM 5-4220-227-24P

(1) ITEM NO	(2) SMR CODE	(3) CAGEC	(4) PART NUMBER	(5) DESCRIPTION AND USABLE ON CODES (UOC)	(6) QTY
GROUP 02 ENVIRONMENTAL GROUP					
FIG. 36 THERMOCOUPLER METER AND TEMPERATURE PROBE					
1		39428	90052A245	.SCREW, TAPPING, NO. 10 .....	1
2		39428	7295K3	.TIE, CABLE, SCREW MOUNT .....	1
3	PAOZZ	0G085	K8521-02	.PROBE, TEMPERATURE .....	1
4		39428	70355K33	.CORD,POWER, 3 PRONG .....	1
5	PAOZZ	0G085	T8523-10	.THERMOMETER, DIGITAL .....	1
END OF FIGURE					

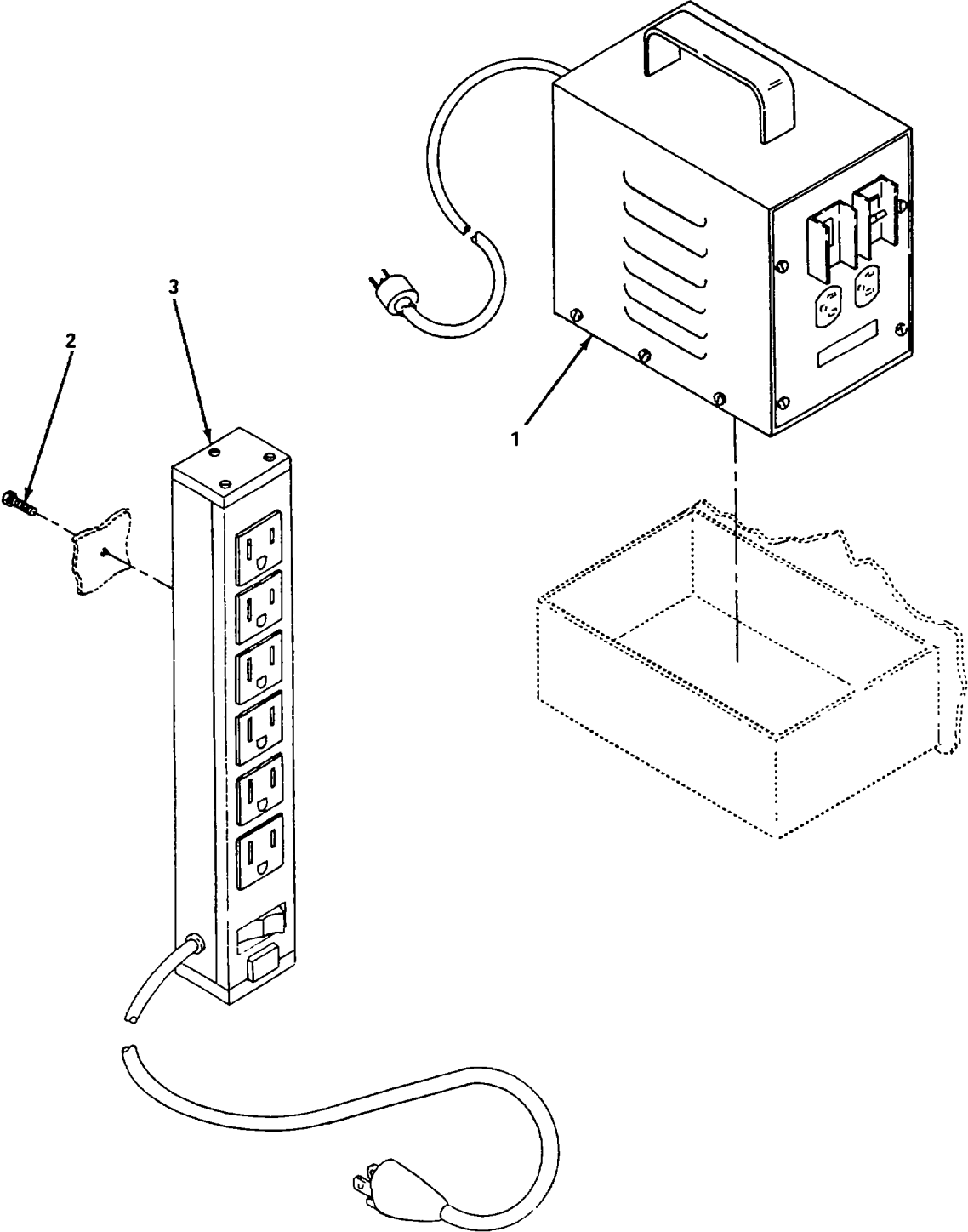


Figure 37. Ground Fault Interrupter and Six Plug Receptacle Power Strip

(1) ITEM NO	(2) SMR CODE	(3) CAGEC	(4) PART NUMBER	(5) DESCRIPTION AND USABLE ON CODES (UOC)	(6) QTY
				GROUP 03 ELECTRICAL/LIGHTING SYSTEM	
				FIG. 37 GROUND FAULT INTERRUPTER AND SIX PLUG RECEPTACLE POWER STRIP	
1	PAOZZ	79409	1670	.GROUND FAULT INTERRUPTER .....	1
2		39428	90053A291	.SCREW.....	2
3	PAOZZ	19879	UL204BC	.RECEPTACLE STRIP, POWER.....	1
				END OF FIGURE	



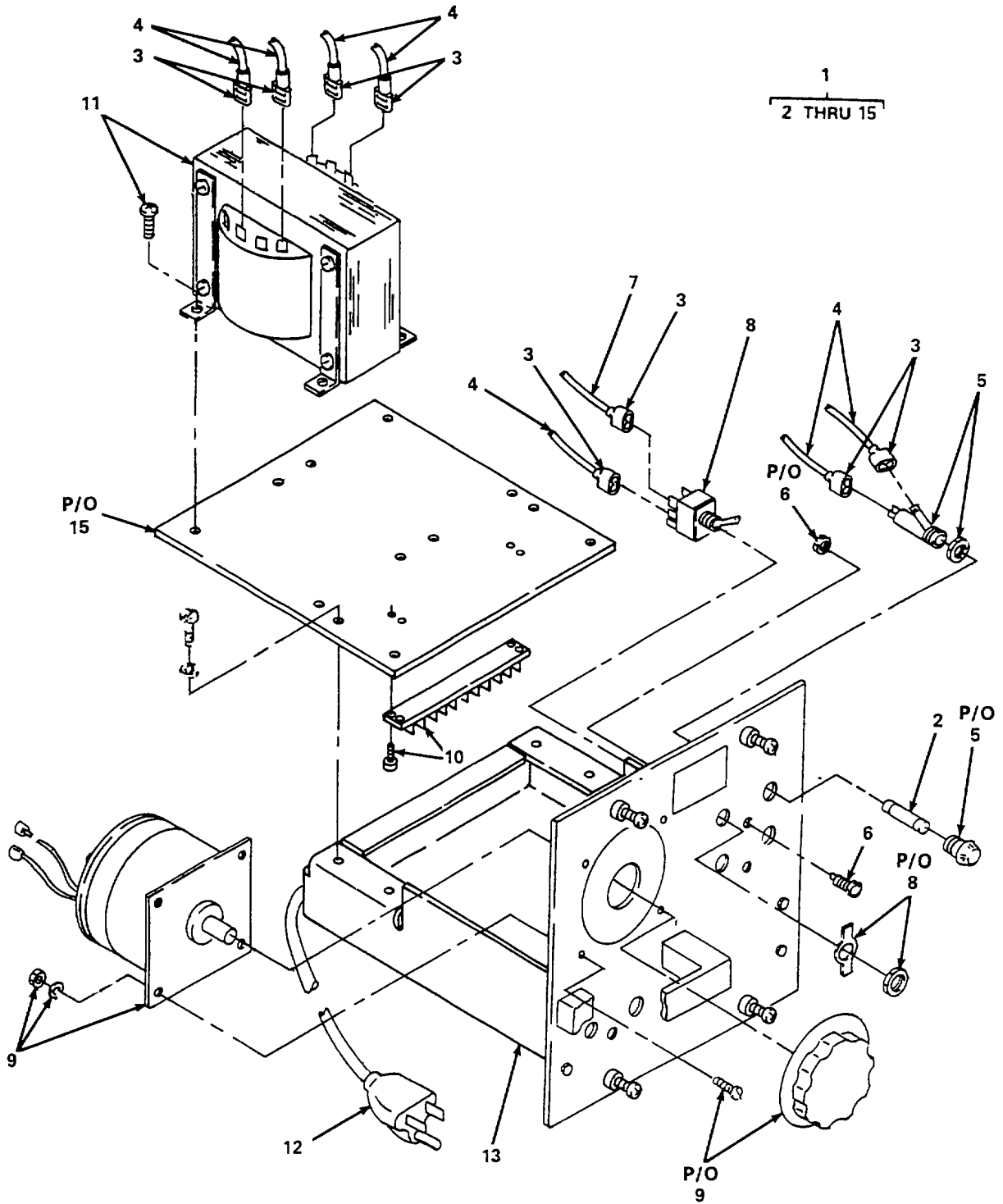


Figure 38. Double Light Power Supply (Inner Lock)

SECTION II

TM 5-4220-227-24P

(1) ITEM NO	(2) SMR CODE	(3) CAGEC	(4) PART NUMBER	(5) DESCRIPTION AND USABLE ON CODES (UOC)	(6) QTY
GROUP 03 ELECTRICAL LIGHTING SYSTEM					
FIG. 38 DOUBLE LIGHT POWER SUPPLY (INNER LOCK)					
1	PDFFF	63729	HYL250-2P	..POWER SUPPLY, DOUBLE LIGHT .....	1
2	PAOZZ	63729	HYL250-2P-122	..FUSE, 3 AMP SLO-BLO .....	3
3	PBFZZ	39428	7343K11	..CONNECTOR, TERMINAL, BLUE.....	22
4	MFFZZ	81349	M5086/1-18-0	..WIRE, ELECTRICAL, 18 AWG, MAKE FROM .....	V
				WIRE P/N M5086/1-18-0	
5	PAOZZ	63729	HYL250-2P-120	..HOLDER, FUSE .....	3
6	PAFZZ	63729	HYL250-2P-115	..LIGHT, PILOT .....	3
7	MFFZZ	81349	M5086/1-18-9	..WIRE, ELECTRICAL, 18 AWG, MAKE FROM .....	V
				WIRE P/N M5086/1-18-9	
8	PAFZZ	63729	HYL250-2P-100	..SWITCH, TOGGLE .....	3
9	PBFZZ	63729	HYL250-2P-55	..VARIAC UNIT ASSEMBLY .....	1
10		63729	HYL250-2P-132	..BLOCK ASSEMBLY, TERMINAL.....	1
11	PAFZZ	63729	HYL250-2P-52	..TRANSFORMER (P9679).....	2
12	PBFZZ	63729	HYL250O-2P-152	..CORD ASSEMBLY, POWER .....	1
13		63729	HYL250-2P- HOUSING	..HOUSINGASSEMBLY .....	1
END OF FIGURE					

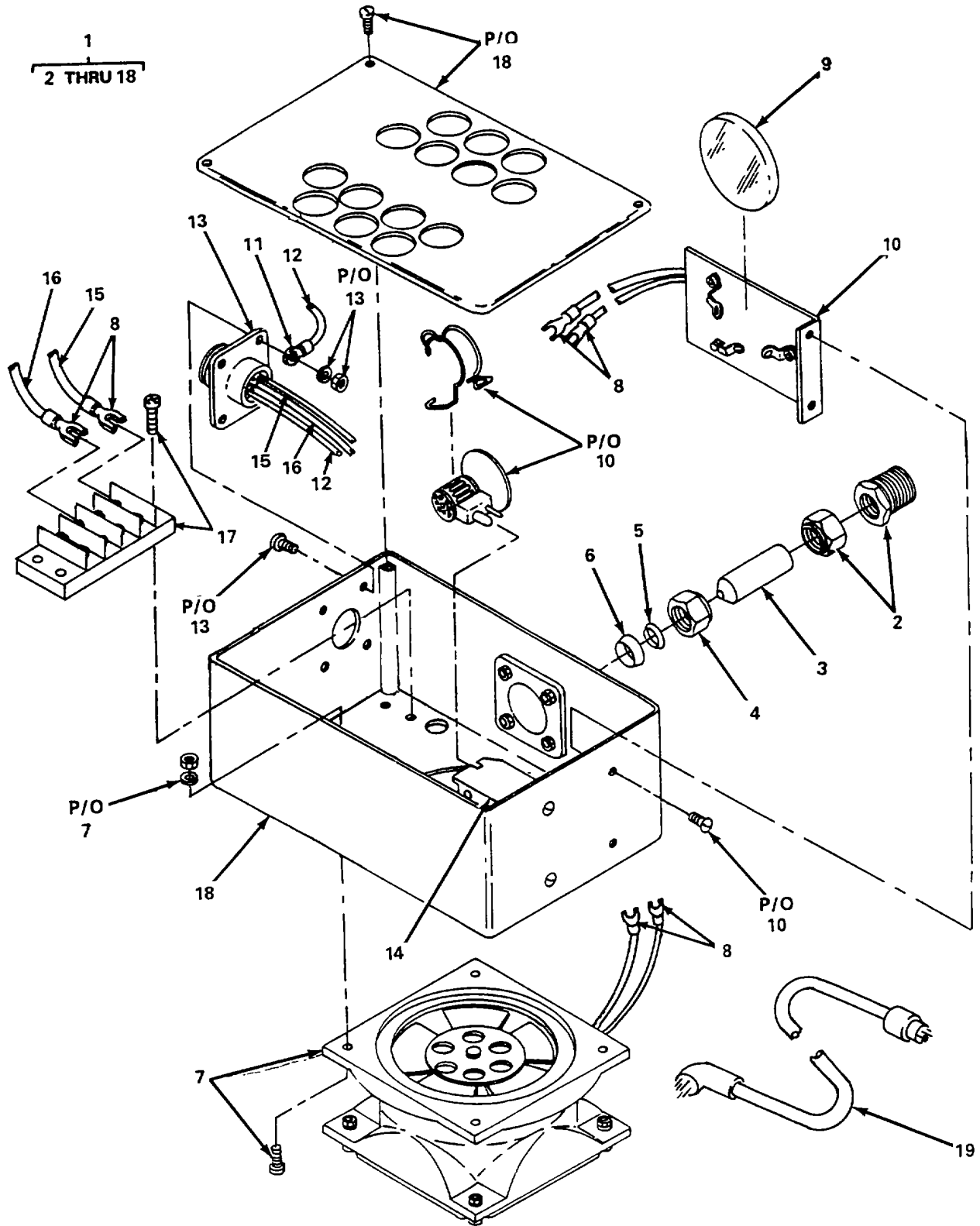


Figure 39. Light Source

## SECTION II

TM 5-4220-227-24P

(1) ITEM NO	(2) SMR CODE	(3) CAGEC	(4) PART NUMBER	(5) DESCRIPTION AND USABLE ON CODES (UOC)	(6) QTY
				GROUP 03 ELECTRICAL/LIGHTING SYSTEM	
				FIG. 39 LIGHT SOURCE	
1	PBOFF	63729	HYL-250-L3	..LIGHT SOURCE ASSEMBLY.....	3
2	PAFZZ	63729	HYL-250-L3-518	..SOCKET ASSEMBLY, LIGHT PIPE .....	1
3		63729	HYL-250-L3-HT	..PIPE, LIGHT .....	1
4		63729	HYL-250-L3-376	..NUT, LIGHT PIPE .....	1
5	PAFZZ	63729	HYL-250-L3-377	..FERRULE, LIGHT PIPE. ....	1
6	PAFZZ	63729	HYL-250-L3-378	..FERULE LIGHT PIPE.....	1
7	PAFZZ	63732	HYL-250-L3-524	..FAN ASSEMBLY .....	1
8	PBFZZ	39428	7113K71	..TERMINAL SPADE WIRE, 18 AWG	
9	PAOZZ	63729	HYL-250-L3-330	..LENS, IR LIGHT.....	1
10	PBFZZ	63729	HYL-250-L3-520	..LENS AND THERMOCOUPLER ASSEMBLY.....	1
11	PBFZZ	39482	7113K63	..TERMINAL, RING, WIRE, 18AWG.....	1
12	MFFZZ	81349	M5086/1-18-5	..WIRE, ELECTRICAL, 18 AWG, MAKE FROM WIRE P/N M5086/1-18-5	
13		63729	HYL-250-L3-201	..CONNECTOR ASSEMBLY, ELECTRIC .....	1
14	PBFZZ	63729	HYL-250-L3-516	..SOCKET ASSEMBLY, THERMOCOUPLER.....	1
15	MFFZZ	81349	M5086/1-18-0	..WIRE, ELECTRICAL, 18 AWG, MAKE FROM WIRE P/N M5086/1-18-0	
16	MFFZZ	81349	M5086/1-18-2	..WIRE, ELECTRICAL, 18 AWG, MAKE FROM WIRE P/N M5086/1-18-2	
17		63729	HYL-250-L3-131	..BLOCK ASSEMBLY, TERMINAL.....	1
18		63729	HYL-250-L3-510	..HOUSING AND COVER ASSEMBLY .....	1
19	PBOZZ	63729	HYL-250-574	..CORD ASSEMBLY, 15 FEET LONG.....	2
19	PBOZZ	63729	HYL-250-576	..CORD ASSEMBLY, 20 FEET LONG.....	1
				END OF FIGURE	

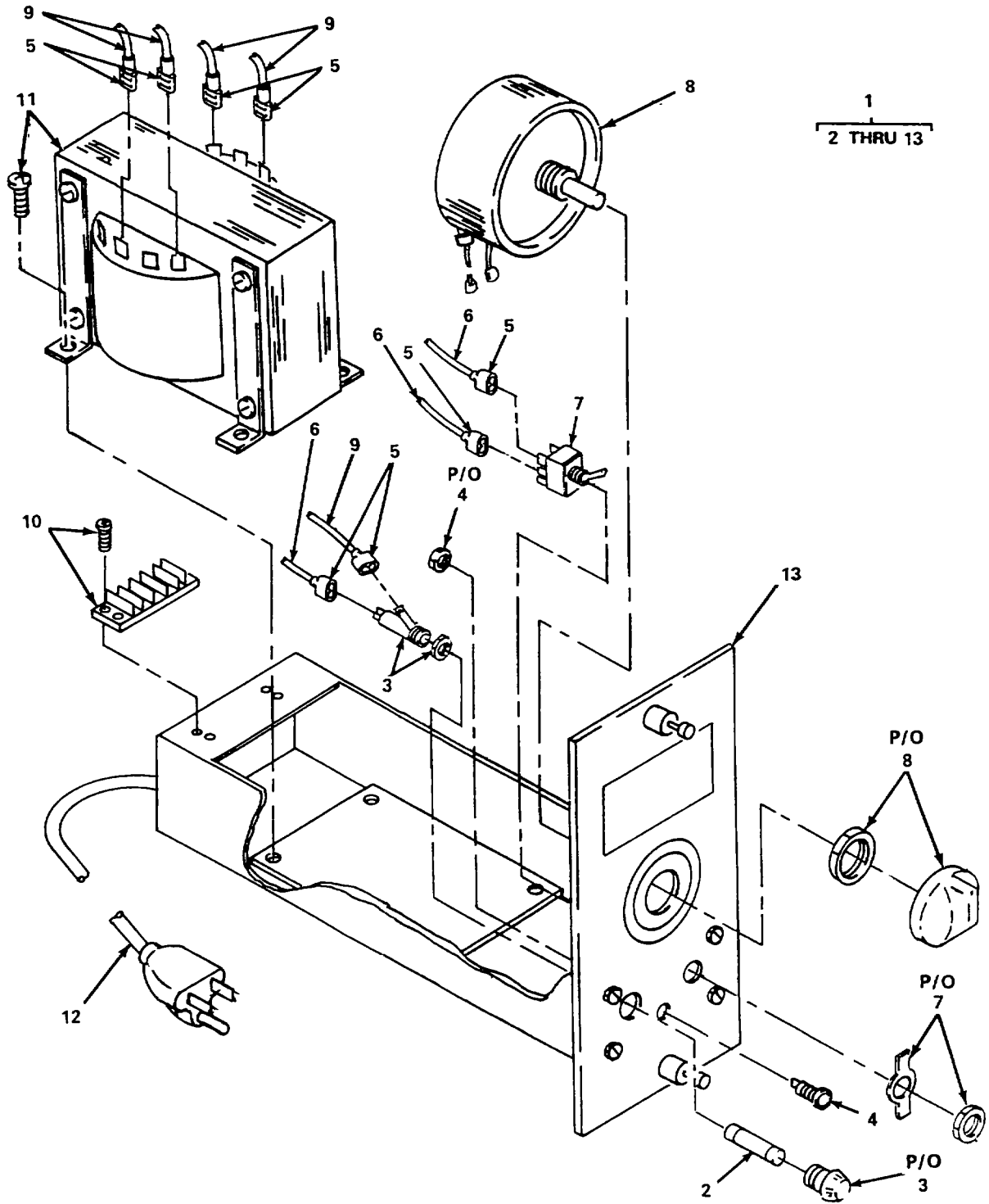


Figure 40. Single Light Power Supply (Outer Lock)

SECTION II

TM 5-4220-227-24P

(1) ITEM NO	(2) SMR CODE	(3) CAGEC	(4) PART NUMBER	(5) DESCRIPTION AND USABLE ON CODES (UOC)	(6) QTY
GROUP 03 ELECTRICAL LIGHTING SYSTEM					
FIG. 40 SINGLE LIGHT POWER SUPPLY (OUTER LOCK)					
1	PDFFF	63729	HYL-250-1P	..POWER SUPPLY, SINGLE LIGHT.....	1
2	PAOZZ	63729	HYL-250-1P-122	..FUSE, 3 AMP SLO-BLO.....	1
3	PAOZZ	63729	HYL-250-1P-120	..HOLDER.....	1
4	PAFZZ	63729	HYL-250-1P-115	..LIGHT ASSEMBLY, PILOT.....	1
5	PBFZZ	39428	7343K11	..CONNECTOR, TERMINAL, BLUE.....	16
6	MFFZZ	81349	M5086/1-18-2	..WIRE, ELECTRICAL, 18 AWG, MAKE FROM ..... WIRE P/N M5086/1-18-2	V
7	PAFZZ	63729	HYL-250-1P-100	..SWITCH, DPST.....	1
8	PBFZZ	63729	HYL-250-1P-55	..VARIAC UNITASSEMBLY.....	1
9	MFFZZ	81349	M5086/1-18-9	..WIRE, ELECTRICAL, 18 AWG, MAKE FROM ..... WIRE P/N M5086/1-18-9	V
10		63729	HYL-250-1P-132	..BLOCK ASSEMBLY, TERMINAL.....	1
11	PBFZZ	63729	HYL-250-1P-52	..TRANSFORMER (P6979).....	1
12	PBFZZ	63729	HYL-250-1P-152	..CORD, POWER (3 CONDUCTOR).....	1
13		63729	HYL250-1P- HOUSING	..HOUSING, POWER SUPPLY.....	1
END OF FIGURE					

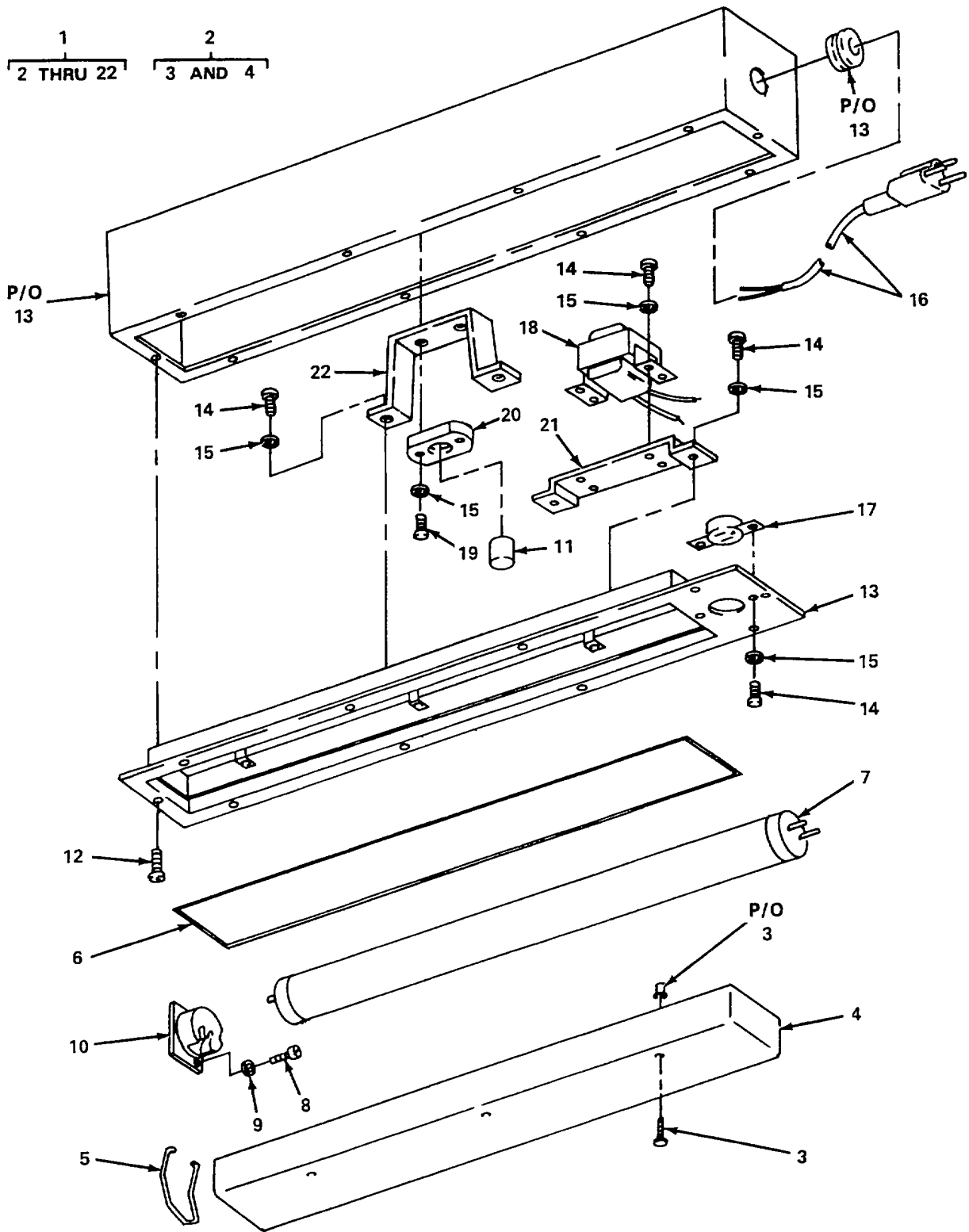


Figure 41 Fluorescent Lamp Assembly

## SECTION II

TM 5-4220-227-24P

(1) ITEM NO	(2) SMR CODE	(3) CAGEC	(4) PART NUMBER	(5) DESCRIPTION AND USABLE ON CODES (UOC)	(6) QTY
				GROUP 03 ELECTRICAL/LIGHTING SYSTEM	
				FIG 41 FLUORESCENT LAMP ASSEMBLY	
1	PAOFF	81349	M16377/18-340	..LAMP FIXTURE, FLUORESCENT .....	1
2	PBOZZ	81349	M16377/18-FIG 4	..WINDOW ASSEMBLY .....	1
3		81349	MIL-F-16377/18- FIG 4-A	..SCREW ASSEMBLY.....	3
4		81349	MIL-F-16377/18 FIG 4-B	..WINDOW.....	1
5		81349	M16377/40-002	..LOCK, FLUORESCENT LAMP .....	1
6		85113	1322-99	..GASKET.....	1
7	PAOZZ	08108	F15T12/CW	..LAMP, FLUORESCENT .....	1
8		30336	92453A106	..SCREW, ROUND HEAD NO 4 X ¼.....	4
9		30336	98019A110	..WASHER, FLAT NO 4.....	4
10	PAFZZ	81349	M970/11-1	..HOLDER, LAMP.....	2
11	PAFZZ	04655	FS2	..STARTER, LAMP FLUORESCENT .....	1
12		39428	90053A242	..SCREW, MACHINE.....	11
13		81349	MIL-F-16377/18- FIG 3	..ENCLOSURE, LAMP, FLUORESCENT.....	1
14		30336	91857A192	...SCREW, ROUND HEAD NO 8 X 3/8.....	6
15		30336	91109A009	..WASHER INTERNAL TOOTH.....	6
16	PAOZZ	30336	70355K35	..CABLE, POWER.....	1
17	PAFZZ	81349	W-C-596	..RECEPTACLE, STYLE D6.....	1
18	PAOZZ	81349	M16377/44-001	..BALLAST, LAMP .....	1
19		30336	91857A197	..SCREW .....	2
20	PAFZZ	81349	M970/13-1	..SOCKET, STARTER .....	1
21		81349	5322995	..BRACKET, BALLAST .....	1
22		81349	NPN- 23	..BRACKET, STARTER SOCKET.....	1
				END OF FIGURE	



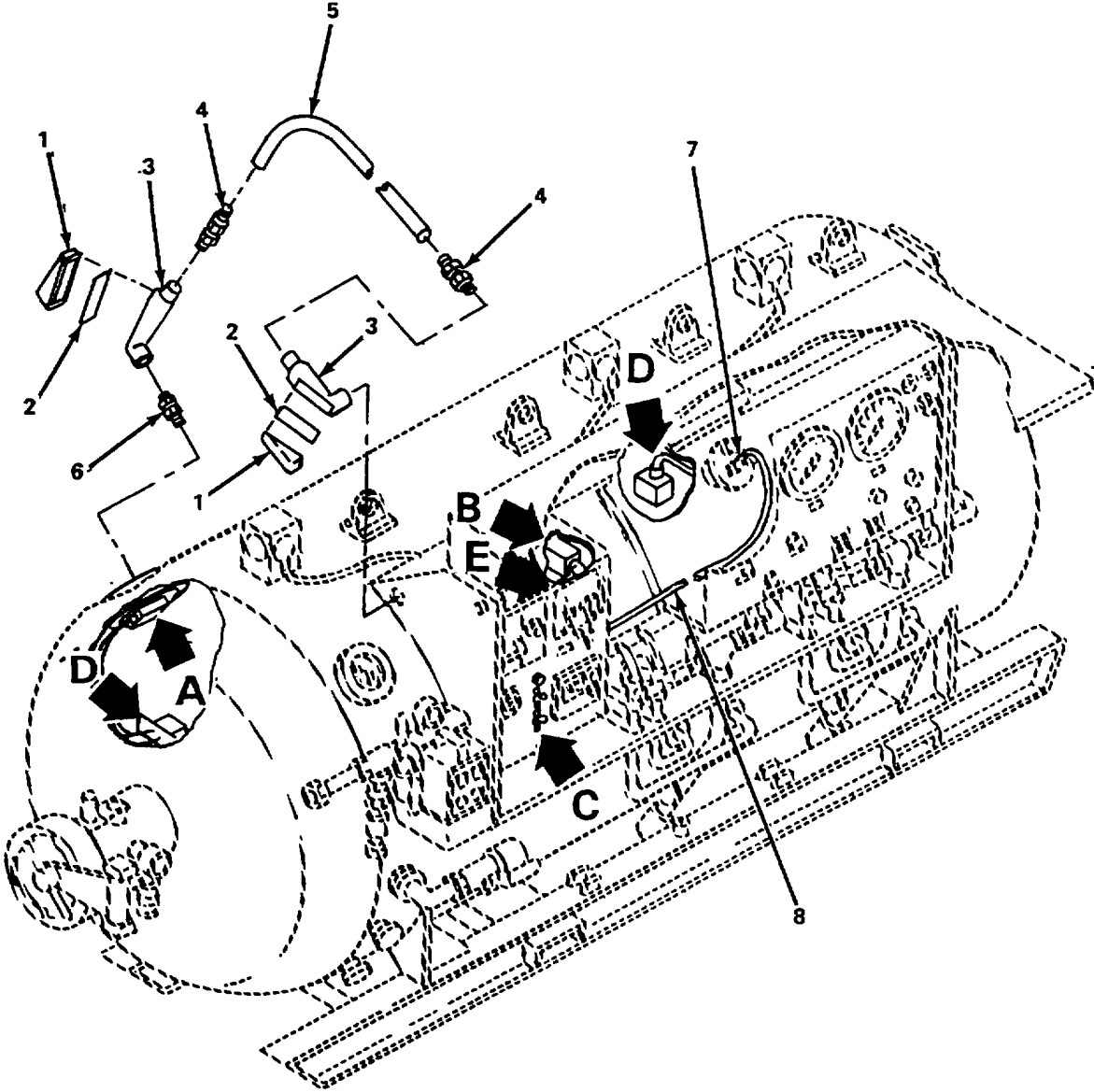


Figure 42. Wiring Harness (Sheet 1 of 4)

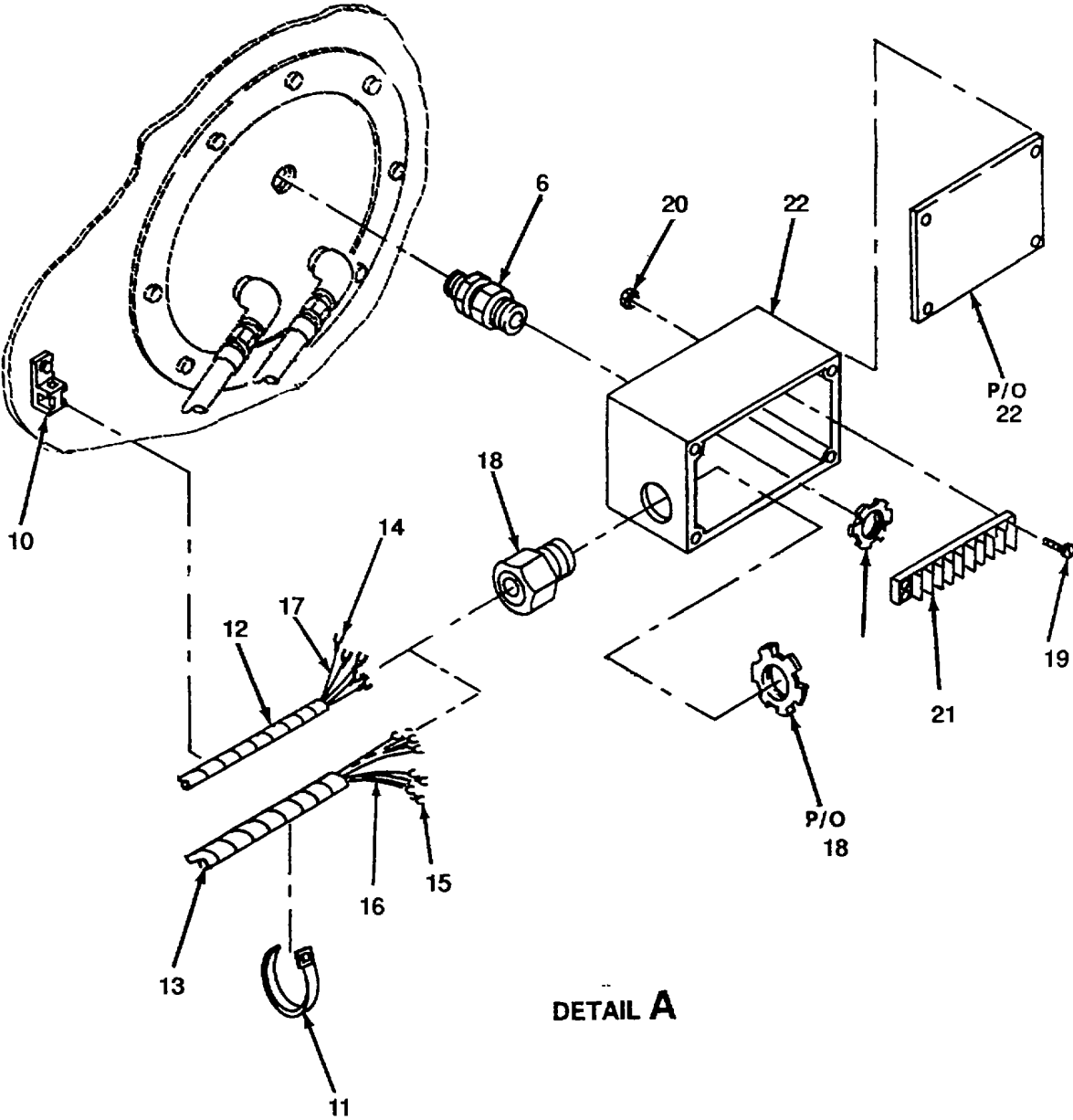


Figure 42. Wiring Harness (Sheet 2 of 4)

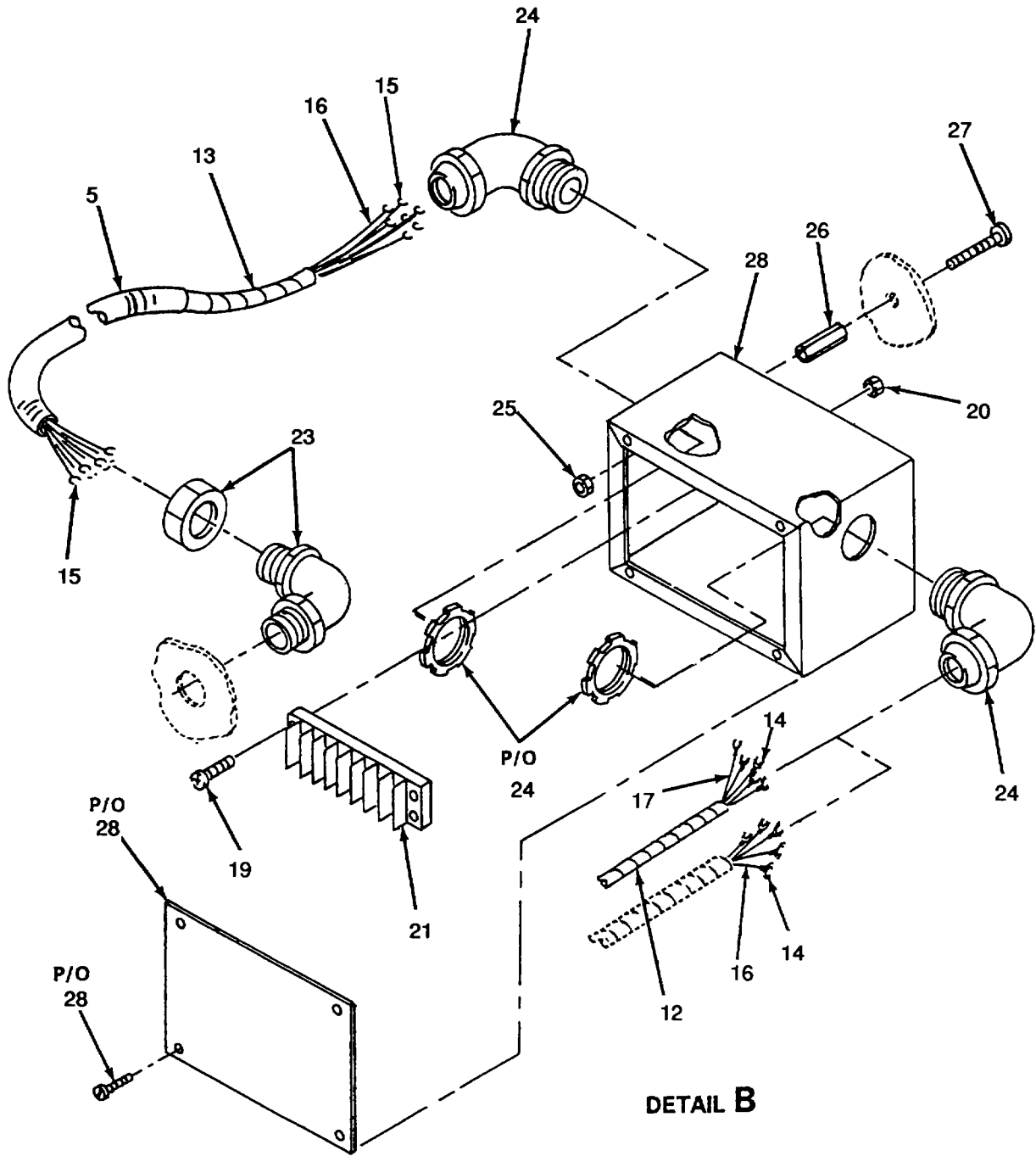


Figure 42. Wiring Harness (Sheet 3 of 4)

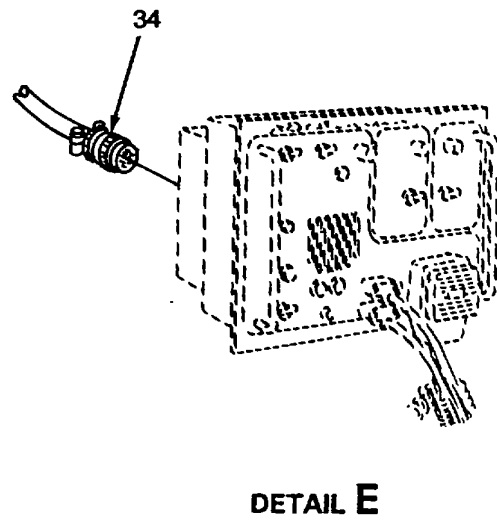
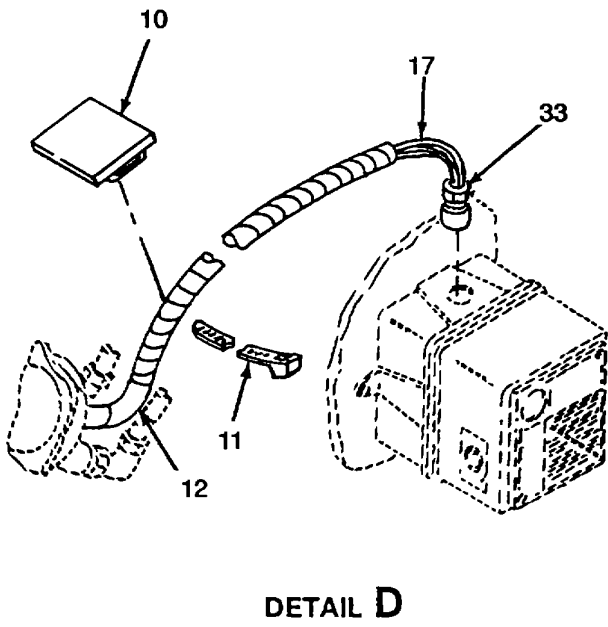
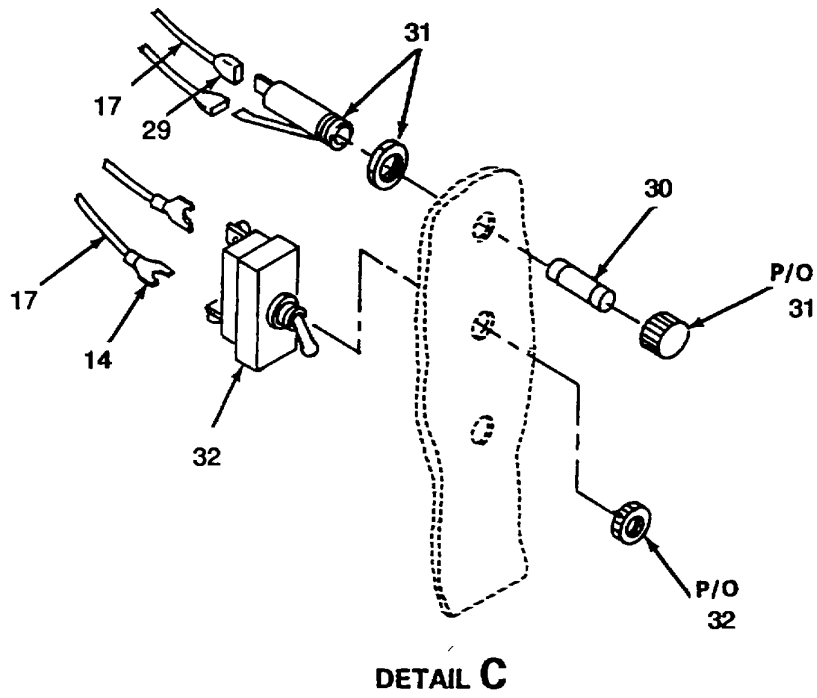


Figure 42. Wiring Harness (Sheet 4 of 4)

## SECTION II

TM 5-4220-227-24P

(1) ITEM NO	(2) SMR CODE	(3) CAGEC	(4) PART NUMBER	(5) DESCRIPTION AND USABLE ON CODES (UOC)	(6) QTY
				GROUP 03 ELECTRICAL/LIGHTING SYSTEM	
				FIG. 42 WIRING HARNESS	
1		39428	7153K56	.COVER, OUTLET BOX, CONDUIT .....	2
2	PAFZZ	39428	7153K66	.GASKET .....	2
3		39428	7154K73	.BOX, CONDUIT, PULLING ELBOW.....	2
4		39428	7609K5	.CONNECTOR, STRAIGHT.....	2
5		39428	7581K44	.CONDUIT, FLEXIBLE PVC, LIQUID-TIGHT (6 FT) .....	1
6	PAFZZ	6S735	PL-18-10B	.PENETRATOR, ELECTRICAL .....	2
7	PAFZZ	6S735	41-04	.PENETRATOR, ELECTRICAL .....	1
8	PBFZZ	39428	7082K21	.CORD, ELECTRICAL (10 FT) .....	1
9		96906	NPN-24	.NUT, LOCK, EXTERNAL TOOTH 1 ID .....	1
10		39428	7130K22	.HOLD DOWN CABLE TIE .....	10
11		39428	7130K15	.TIE, CABLE .....	10
12		39428	7432K51	.WRAP, WIRE, HELICAL (10 FT).....	1
13		39428	7432K53	WRAP, WIRE, HELICAL (6 FT).....	1
14	PAFZZ	39428	7113K42	.TERMINAL, SPADE, Size 10, 18 AWG .....	57
15	PAFZZ	39428	7113K12	.TERMINAL, SPADE, Size 10, 16 AWG.....	57
16	MFFZZ	81349	M5086/1-16-0	.WIRE, ELECTRICAL, MAKE FROM WIRE .....	V
			P/N M5086/1 -16-0		
16	MFFZZ	81349	M5086/1-16-1	.WIRE, ELECTRICAL, MAKE FROM WIRE .....	V
			PIN M5086/1-16-1		
16	MFFZZ	81349	M5086/1-16-2	.WIRE, ELECTRICAL, MAKE FROM WIRE .....	V
			P/N M5086/1-16-2		
16	MFFZZ	81349	M5086/1-16-3	.WIRE, ELECTRICAL, MAKE FROM WIRE .....	V
			P/N M5086/1-16-3		
16	MFFZZ	81349	M5086/1-16-4	.WIRE, ELECTRICAL, MAKE FROM WIRE .....	V
			P/N M5086/1-16-4		
16	MFFZZ	81349	M5086/1-16-5	.WIRE, ELECTRICAL, MAKE FROM WIRE .....	V
			P/N M5086/1-16-5		
16	MFFZZ	81349	M5086/1-16-6	.WIRE, ELECTRICAL, MAKE FROM WIRE .....	V
			P/N M5086/1-16-6		
16	MFFZZ	81349	M5086/1-16-7	.WIRE, ELECTRICAL, MAKE FROM WIRE .....	V
			P/N M5086/1-16-7		
16	MFFZZ	81349	M5086/1-16-8	.WIRE, ELECTRICAL, MAKE FROM WIRE, .....	V
			P/N M5086/1-16-8		
16	MFFZZ	81349	M5086/1-16-9	.WIRE, ELECTRICAL, MAKE FROM WIRE .....	V
			P/N M5086/1-16-9		
17	MFFZZ	81349	M5086/1-18-0	.WIRE, ELECTRICAL, MAKE FROM WIRE .....	V
			P/N M5086/1-18-0		
17	MFFZZ	81349	M5086/1-18-1	.WIRE, ELECTRICAL, MAKE FROM WIRE .....	V
			P/N M5086/1-18-1		

## SECTION II

TM 5-4220-227-24P

(1) ITEM NO	(2) SMR CODE	(3) CAGEC	(4) PART NUMBER	(5) DESCRIPTION AND USABLE ON CODES (UOC)	(6) QTY
				FIG. 42 WIRING HARNESS (CONT)	
17	MFFZZ	81349	M5086/1-18-2	.WIRE, ELECTRICAL, MAKE FROM WIRE, P/N M5086M1-18-2	V
17	MFFZZ	81349	M5086/1-18-3	.WIRE, ELECTRICAL, MAKE FROM WIRE P/N M5086E1-18-3	V
17	MFFZZ	81349	M5086/1-18-4	.WIRE, ELECTRICAL, MAKE FROM WIRE, P/N M5086/1-184	V
17	MFFZZ	81349	M5086/1-18-5	.WIRE, ELECTRICAL, MAKE FROM WIRE, P/N M5086/1-18-5	V
17	MFFZZ	81349	M5086M1-18-6	.WIRE, ELECTRICAL, MAKE FROM WIRE P/N M5086/1-18-6	V
17	MFFZZ	81349	M5086/1-18-7	.WIRE, ELECTRICAL, MAKE FROM WIRE, P/N M5086/1-187	V
17	MFFZZ	81349	M5086/1-18-8	.WIRE, ELECTRICAL, MAKE FROM WIRE, P/N M5086E1-18-8	V
17	MFFZZ	81349	M5086/1-18-9	.WIRE, ELECTRICAL, MAKE FROM WIRE P/N M5086E1-18-9	
18		39428	7119K61	.CONNECTOR, STRAIGHT, LIQUID-TIGHT	1
19		39428	91783A247	.SCREW, MACHINE, ROUND HEAD NO. 10	4
20		39428	90480A011	.NUT, HEX, NO. 10	4
21		16428	23F710	.BLOCK, TERMINAL	3
22		96906	NPN-25	.BOX, ELECTRICAL, TERMINAL, 5 IN. L X 4IN.HX 4IN.DSS	1
23		39428	7581K67	.ELBOW, PVC CONDUIT	1
24		39428	7609K45	.ELBOW, PVC CONDUIT.	2
25		39428	91841A009	.NUT, HEX	4
26		39428	90308A201	.STANDOFF	4
27		39428	91783A205	.SCREWMACHINE, ROUND HEAD	
28		96906	NPN-14	.BOX, ELECTRICAL, TERMINAL 5 IN L X 5 IN. H X 3 IN. D ALUMINUM	1
29	PAOZZ	39428	7343K11	.CONNECTOR, QUICK DISCONNECT	1
30	PAOZZ	30336	7085K56	.FUSE	1
31	PAFZZ	81349	FHN26G1	.FUSE HOLDER, EXTRACTOR	1
32	PAFZZ	86168	BP-12	.SWITCH, SPST	2
33	PAFZZ	96906	MS3106A165-5PY	.CONNECTOR, PLUG, ELECTRICAL, SPEAKER	2
34	PAFZZ	969061	MS-3106-A-20275	.CONNECTOR, PLUG, ELECTRICAL	1
				END OF FIGURE	

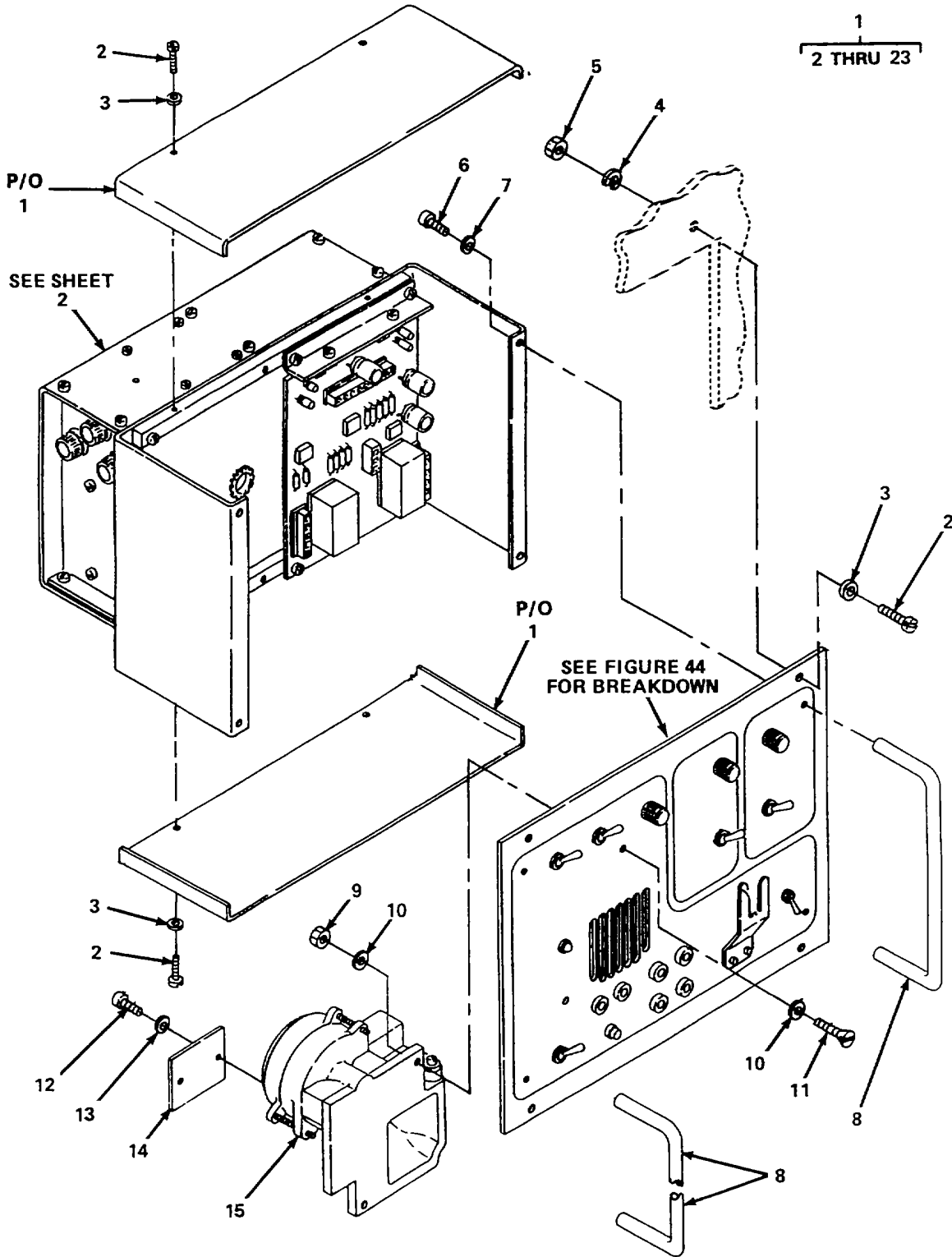


Figure 43. Communicator Assembly (Sheet 1 of 3).

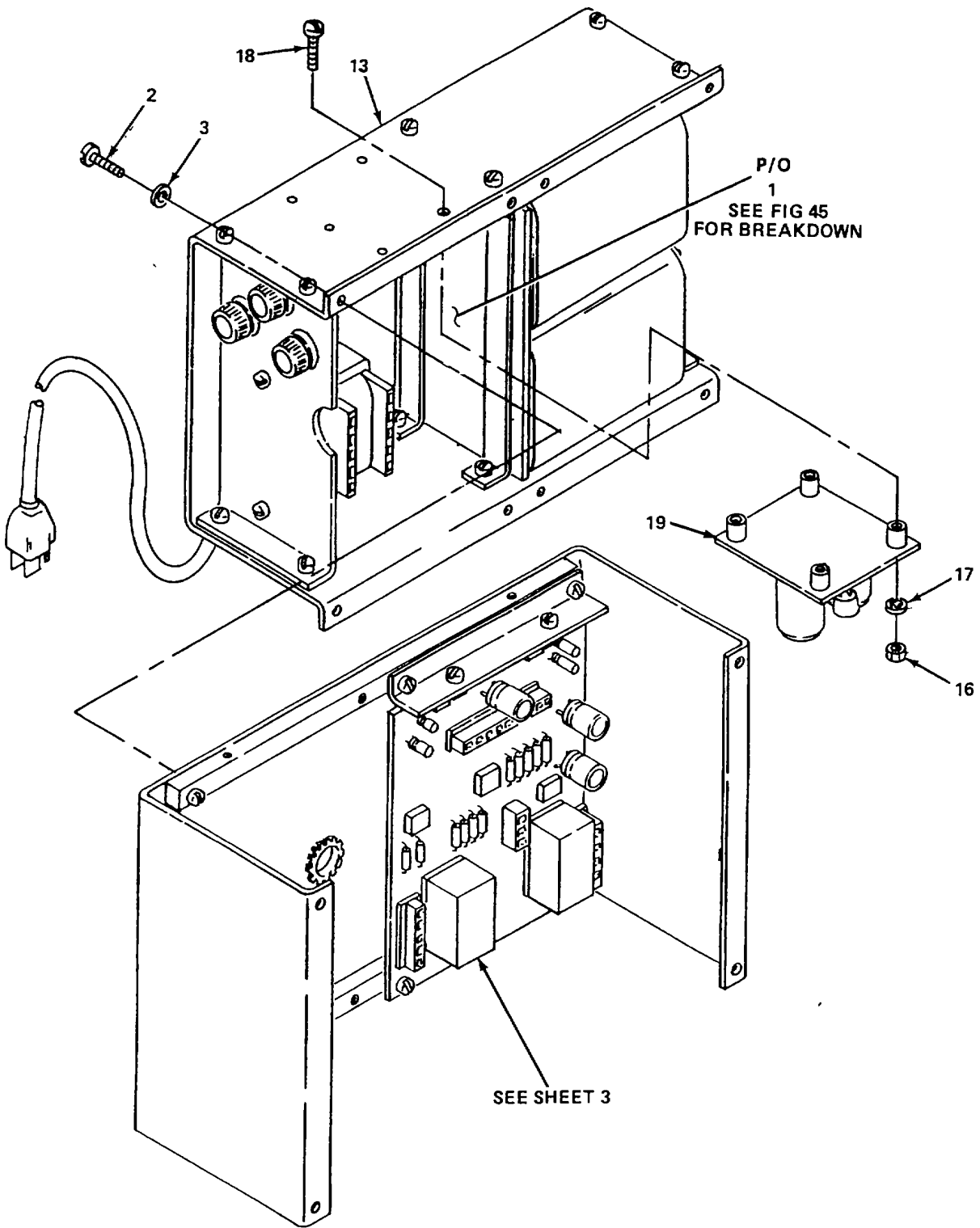


Figure 43. Communicator Assembly (Sheet 2 of 3)



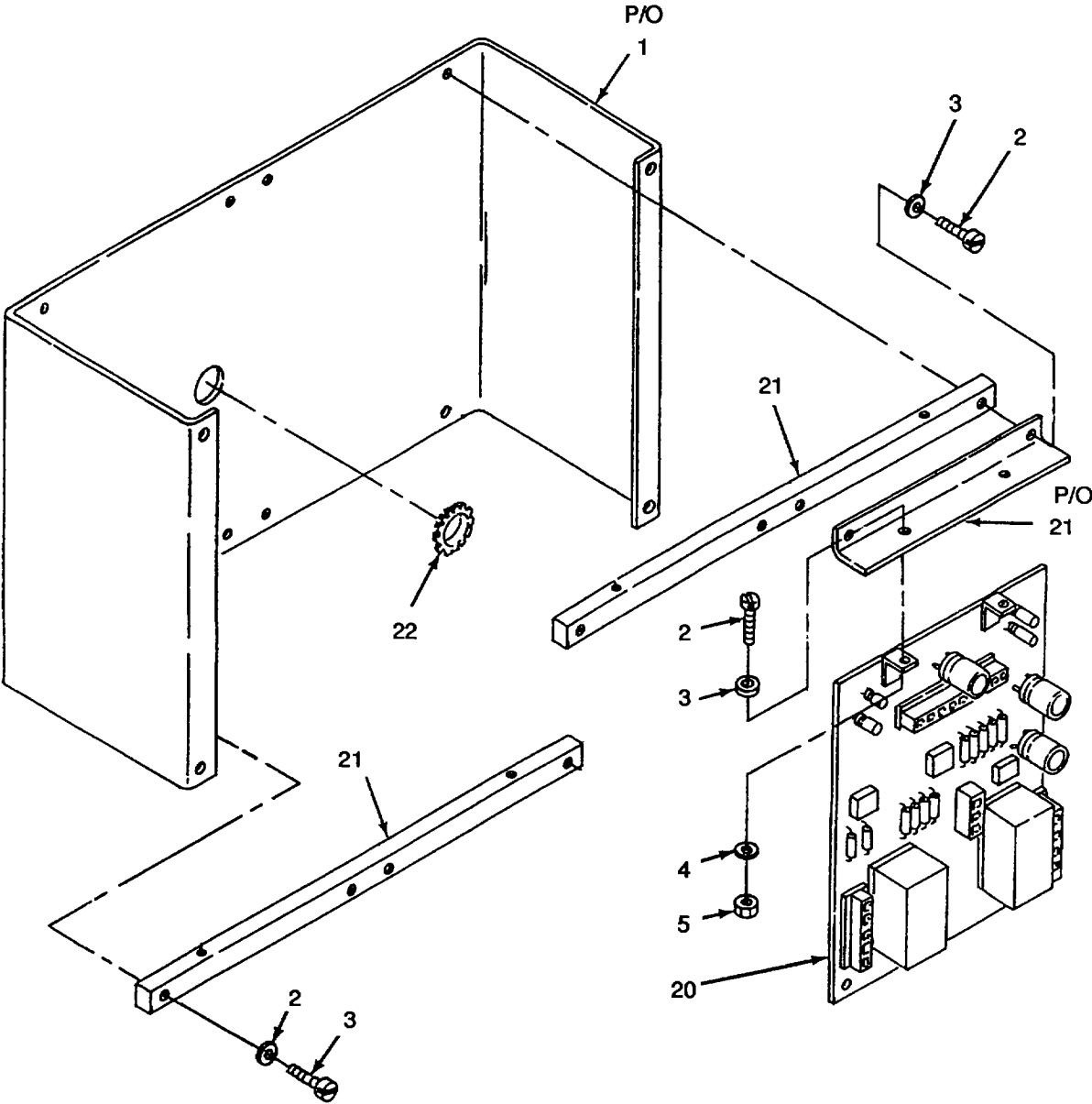
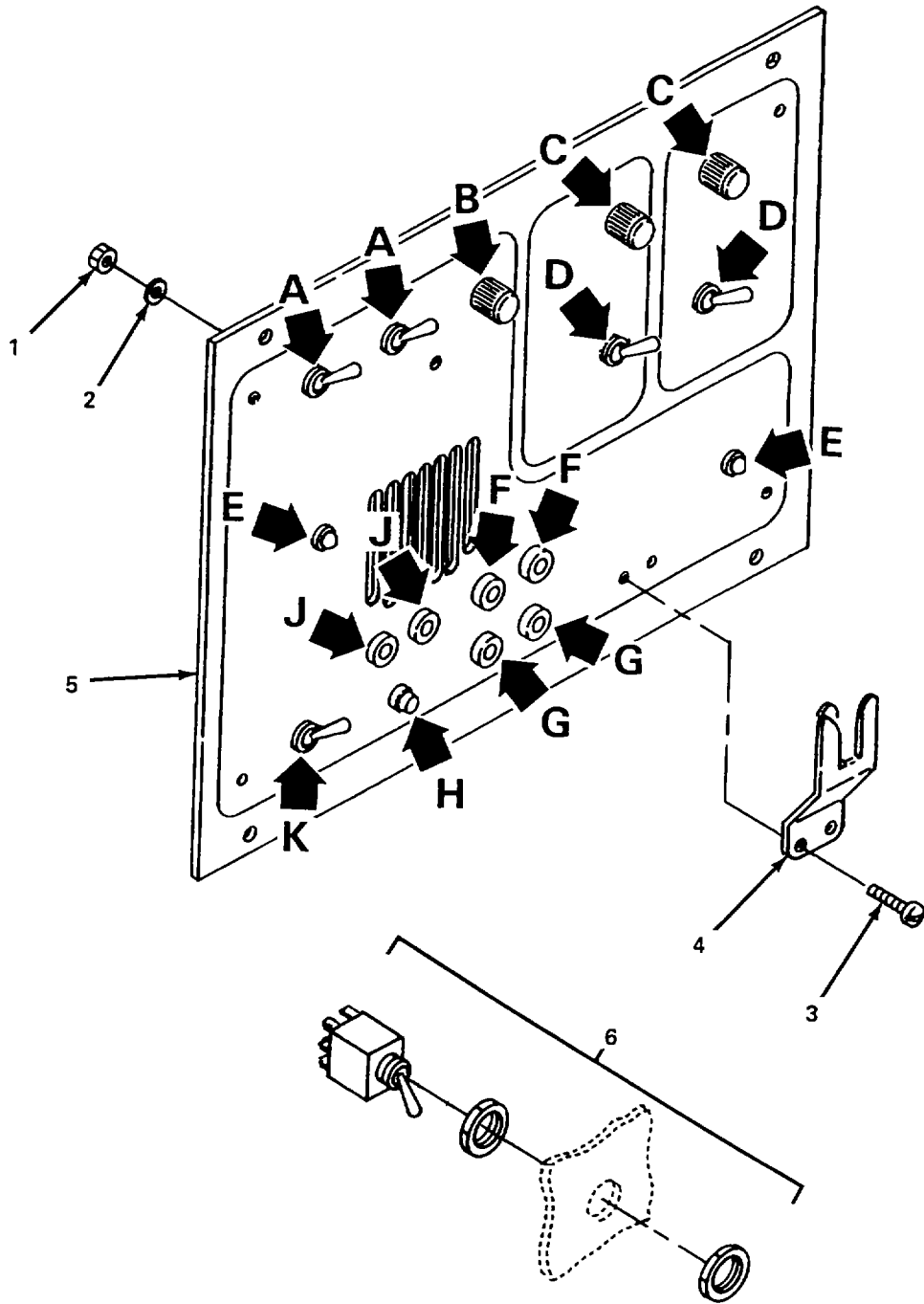


Figure 43. Communicator Assembly (Sheet 3 of 3).

## SECTION II

TM 5-4220-227-24P

(1) ITEM NO	(2) SMR CODE	(3) CAGEC	(4) PART NUMBER	(5) DESCRIPTION AND USABLE ON CODES (UOC)	(6) QTY
				GROUP 04 COMMUNICATIONS SYSTEM INTERCOM	
				FIG. 43 COMMUNICATOR ASSEMBLY	
1	PBOFF	6S753	2820-4003	..COMMUNICATOR ASSEMBLY .....	1
2		39428	91781A128	..SCREW, MACHINE.....	.20
3		39428	98019A114	..WASHER, FLAT.....	20
4		39428	92146A007	..WASHER, SPLIT.....	6
5		39428	91841 A006	..NUT, HEX.....	6
6		39428	91792A198	..SCREW, MACHINE.....	4
7		96906	MS35338-046	..WASHER, LOCK.....	4
8		6S753	231-59-SS-1032E	..HANDLE, BOW .....	.2
9		39428	91841A029	..NUT, HEX.....	2
10		39428	98019A160	..WASHER, FLAT.....	4
11		39428	91781A542	..SCREW, FLAT HEAD .....	2
12		39428	91770A144	..SCREW, MACHINE.....	2
13		39428	93490A007	..WASHER, FLAT.....	2
14	PAFZZ	6S753	2831-A101	..CIRCUIT CARD ASSEMBLY, BATTERY SENSE .....	1
15	PAFZZ	6S753	SA-820	..SPEAKER ASSEMBLY, POWER.....	1
16		96906	MS25082-1	..NUT, HEX.....	1
17		96906	MS35333-37	..WASHER, LOCK INTERNAL TOOTH .....	4
18		96906	MS35206-230	..SCREW, MACHINE.....	4
19	PAFZZ	6S753	2324-A121	..CIRCUIT CARD ASSEMBLY, BATTERY .....	1
				CHARGER	
20	PAFZZ	6S753	2820-200	..CIRCUIT CARD ASSEMBLY, AMPLIFIER.....	1
21		6S753	2820-009	..BRACKET ASSEMBLY, PC BOARD .....	2
22	PAFZZ	6S753	651 H-B	..GROMMET, CATERPILLAR.....	1
				END OF FIGURE	



**DETAIL A**

Figure 44. Front Panel Chassis Assembly (Sheet 1 of 4)

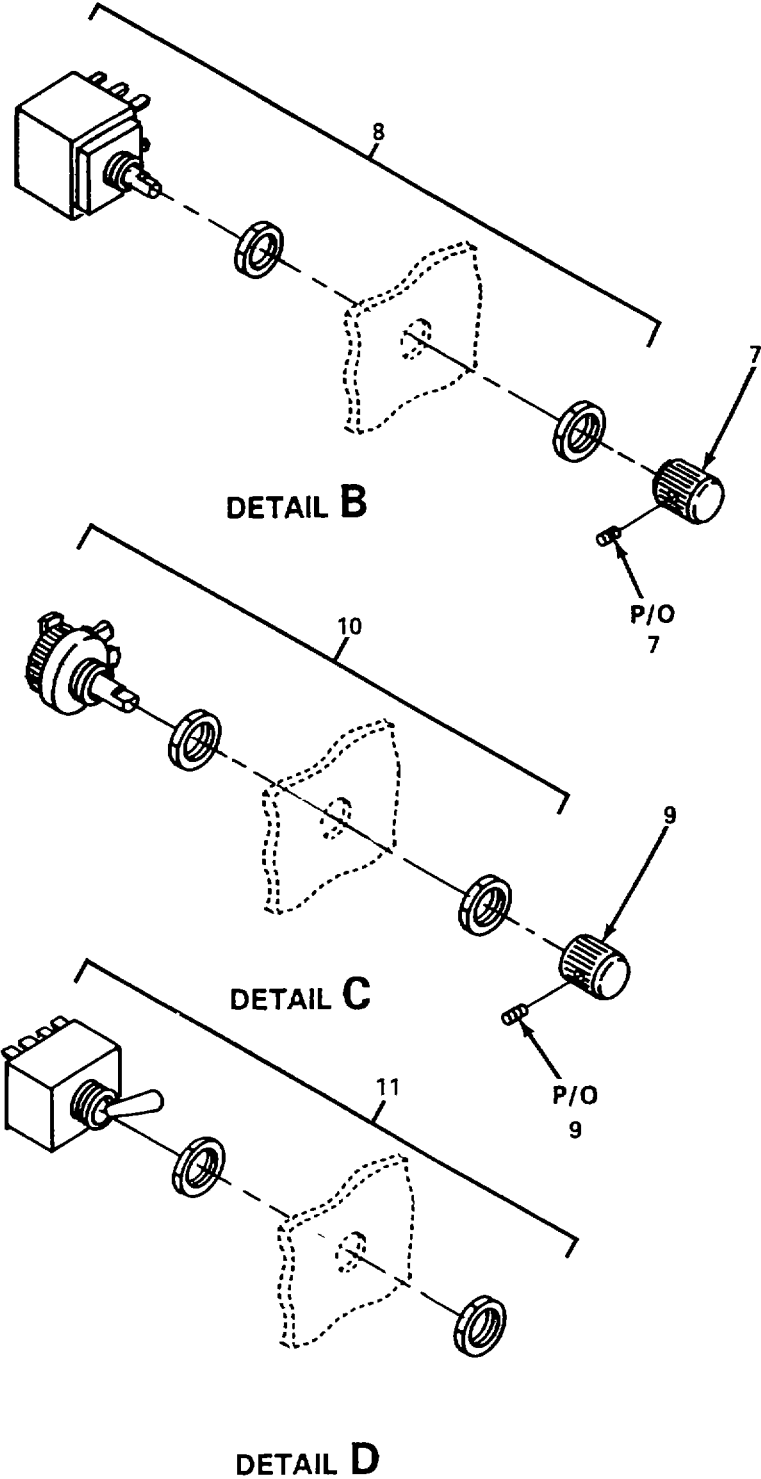
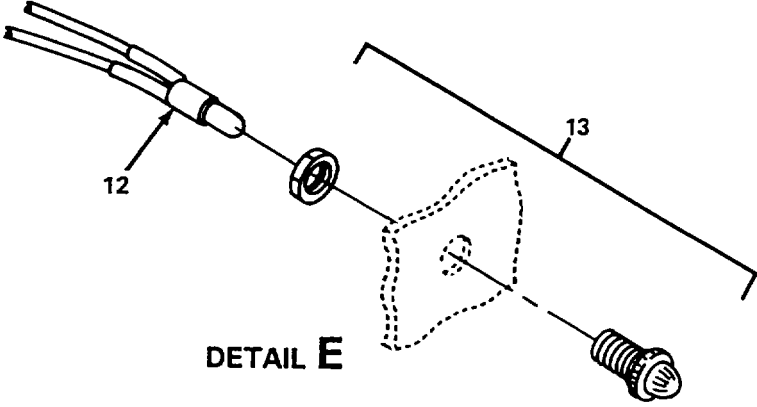
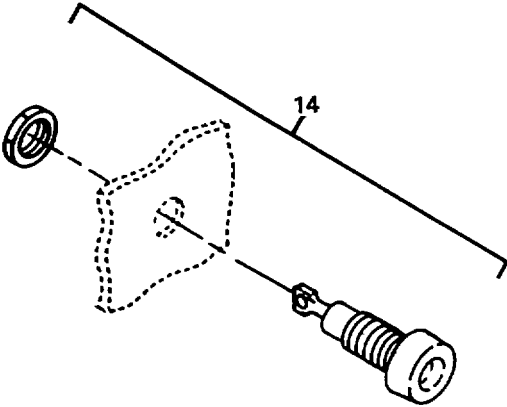


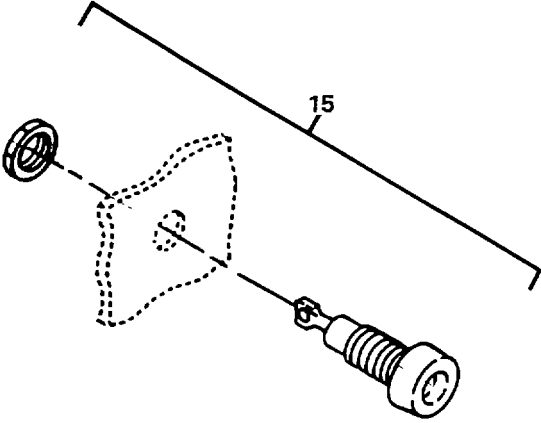
Figure 44. Front Panel Chassis Assembly (Sheet 2 of 4)



DETAIL E



DETAIL F



DETAIL G

Figure 44. Front Panel Chassis Assembly (Sheet 3 of 4)

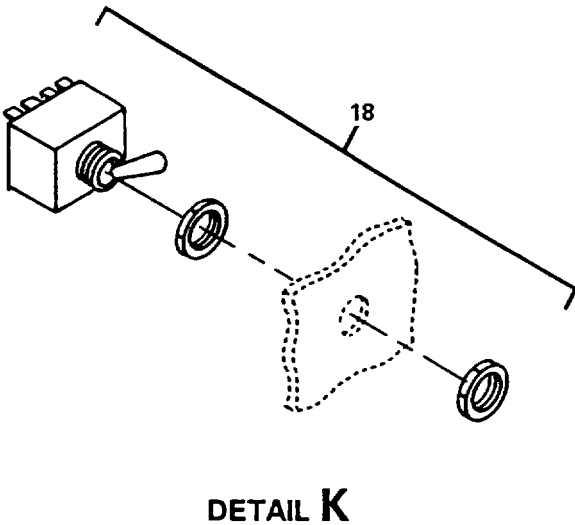
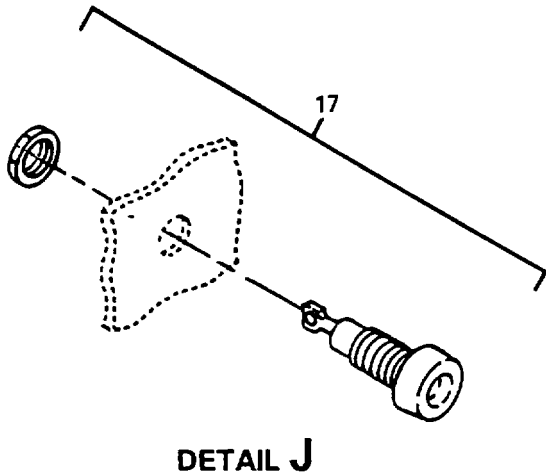
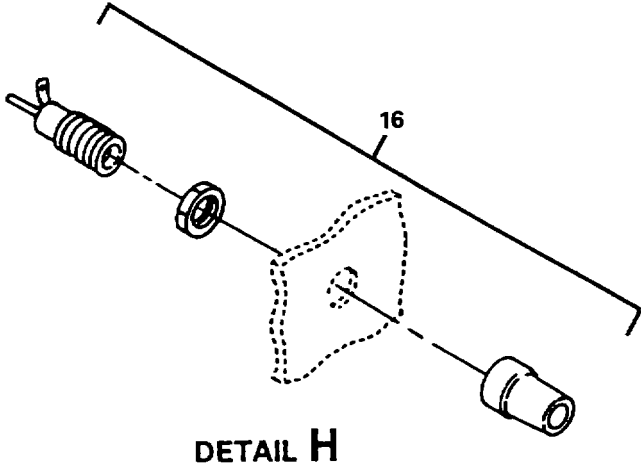


Figure 44. Front Panel Chassis Assembly (Sheet 4 of 4)

(1) ITEM NO	(2) SMR CODE	(3) CAGEC	(4) PART NUMBER	(5) DESCRIPTION AND USABLE ON CODES (UOC)	(6) QTY
				GROUP 04 COMMUNICATIONS SYSTEM INTERCOM	
				FIG. 44 FRONT PANEL CHASSIS ASSEMBLY	
1		39428	92736A003	...NUT, HEX.....	2
2		39428	93490A007	...WASHER, FLAT.....	2
3		39428	91783A142	...SCREW, MACHINE2.....	2
4		6S753	21-1172A	...HOLDER, MICROPHONE .....	1
5		6S753	4003-C602-1	...PANEL, FRONT .....	1
6	PAFZZ	09353	7201/T/CW/Z/Q	...SWITCH, TOGGLE DPDT.....	2
7		6S753	KLN-500B-1/4	...KNOB, BLACK ALUMINUM.....	1
8	PAFZZ	6S753	70CIN04BS103A	...POTENTIOMETER, DUAL 10K OHM.....	1
9		6S753	KLN-500B-1/8	...KNOB, BLACK ALUMINUM.....	2
10	PAFZZ	6S753	875-4010	...REOSTAT, 50 OHM, 10 WATT .....	2
11	PAFZZ	01534	58411-000	...SWITCH, TOGGLE 4 PDT .....	3
12	PAFZZ	6S753	579-752RT	...LED, RED TRANSPARENT.....	2
13		6S753	579-80214	...CLIP, MOUNTING, LED .....	2
14	PAFZZ	91967	1498-102	...JACK, BANANA, RED.....	2
15	PAFZZ	91967	1498-107	...JACK, BANANA, YELLOW.....	2
16	PAFZZ	6S753	ME1614202	...PLUG, PHONE, BRASS.....	1
17	PAFZZ	6S753	1498-103	...JACK, BANANA, BLACK.....	2
18	PAFZZ	6S753	7108-TCWQ	...SWITCH, TOGGLE, SPST .....	1
				END OF FIGURE	

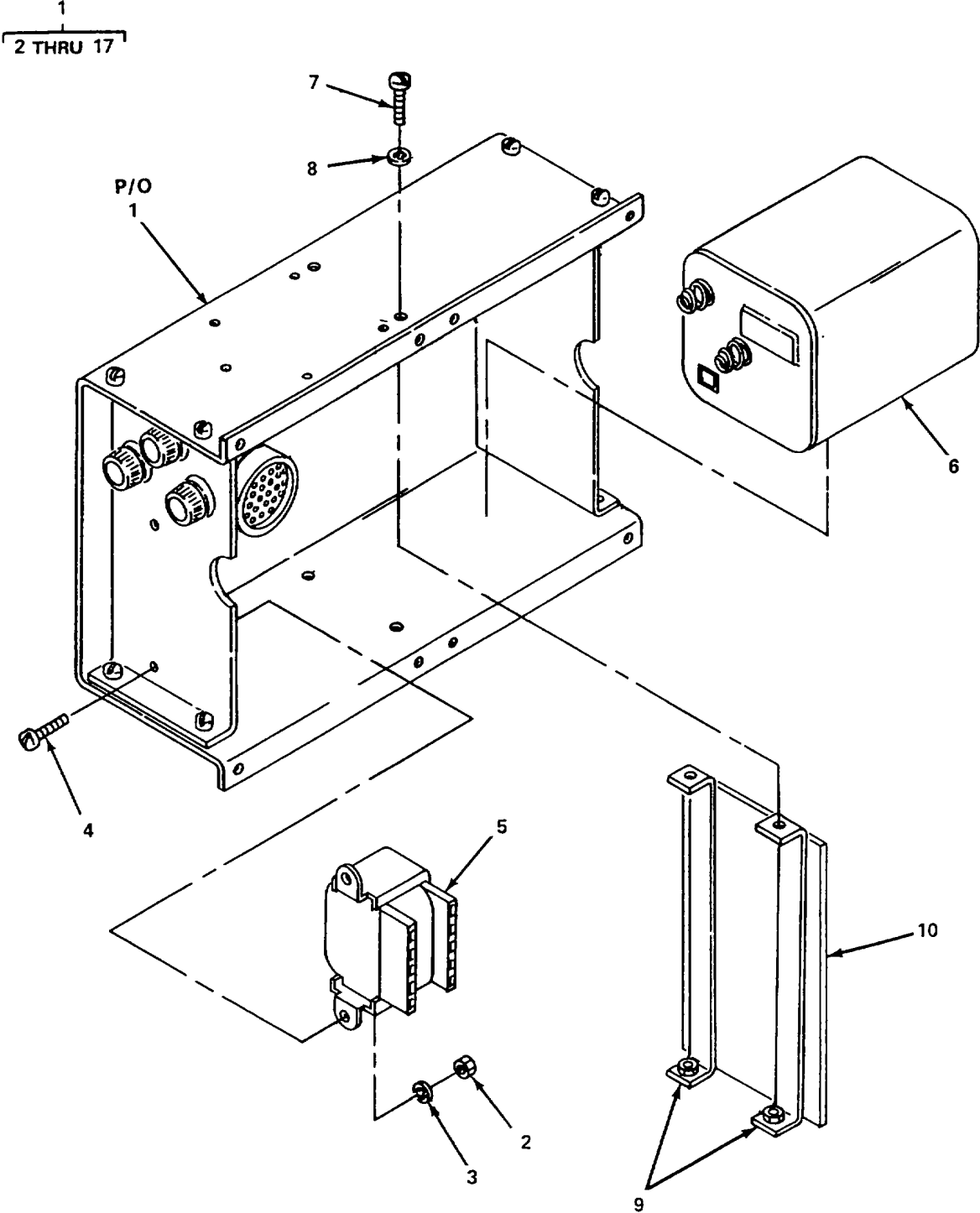


Figure 45. Battery Card and Case (Sheet 1 of 2)



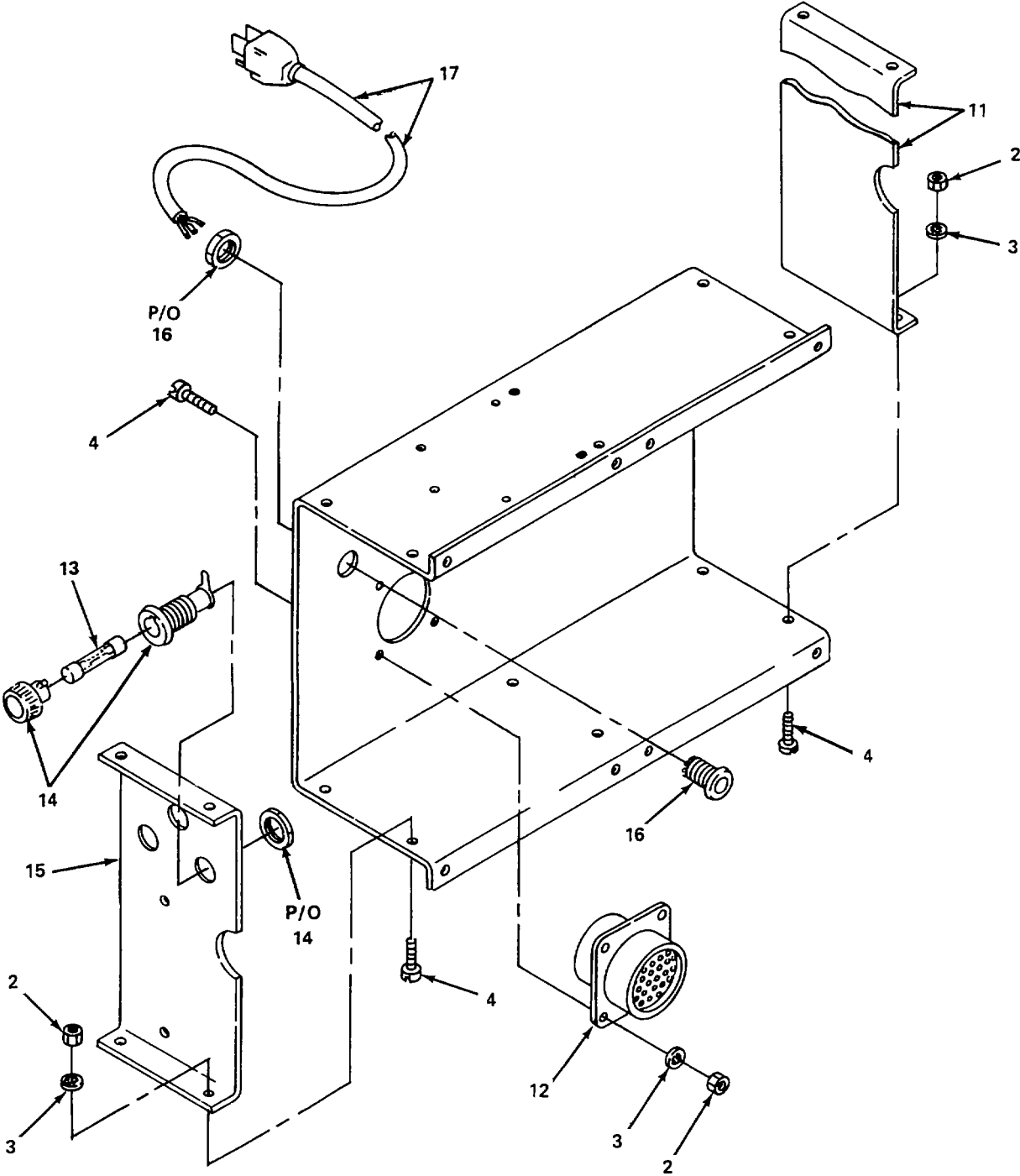


Figure 45. Battery Card and Case (Sheet 2 of 2)

## SECTION II

TM 5-4220-227-24P

(1) ITEM NO	(2) SMR CODE	(3) CAGEC	(4) PART NUMBER	(5) DESCRIPTION AND USABLE ON CODES (UOC)	(6) QTY
				GROUP 04 COMMUNICATIONS SYSTEM INTERCOM	
				FIG. 45 BATTERY CARD AND CASE	
1	PBFFF	6S753	28204003-1	..CARD/CASE ASSEMBLY, BATTERY.....	1
2		96906	MS25082-1	...NUT, HEX.....	6
3		96906	MS35333-37	...WASHER, LOCK, INTERNAL TOOTH .....	6
4		96906	MS35206-230	...SCREW, MACHINE.....	6
5	PAFZZ	08779	DP241-6-28	...TRANSFORMER, POWER .....	1
6		6S753	EP640-21	...BATTERY, GELL CELL 6-V.....	2
7		96906	MS35190-251	...SCREW, MACHINE.....	4
8		96906	MS35333-38	...WASHER, LOCK, INTERNAL TOOTH .....	4
9		6S753	2820-005	...RAIL, SUPPORT, BRACKET.....	2
10	PAFZZ	6S753	PC2823	...CIRCUIT CARD ASSEMBLY, BATTERY .....	1
				CONTACT	
11		6S753	2824-002	...BRACKET, BATTERY B OX.....	1
12		96906	MS3102A-20-27P	...CONNECTOR, BULKHEAD, 6-PIN.....	1
13	PAOZZ	71400	MDL-1/2	...FUSE, FERRULE (0.5 AMP).....	2
14		71400	HJM-2-2-SP	...HOLDER, FUSE .....	2
15		6S753	4003-004	...BRACKET, CARD. BOX BRACKET CARD BOX.....	1
16		6S753	528-1017	...BUSHNG, STRAIN RELIEF.....	1
17	PBFZZ	34649	P2392	...CABLE, POWER, A-C.....	1
	PAFZZ	13499	352-9108-020	...KIT, MOUNTING BATTERY .....	1
				END OF FIGURE	

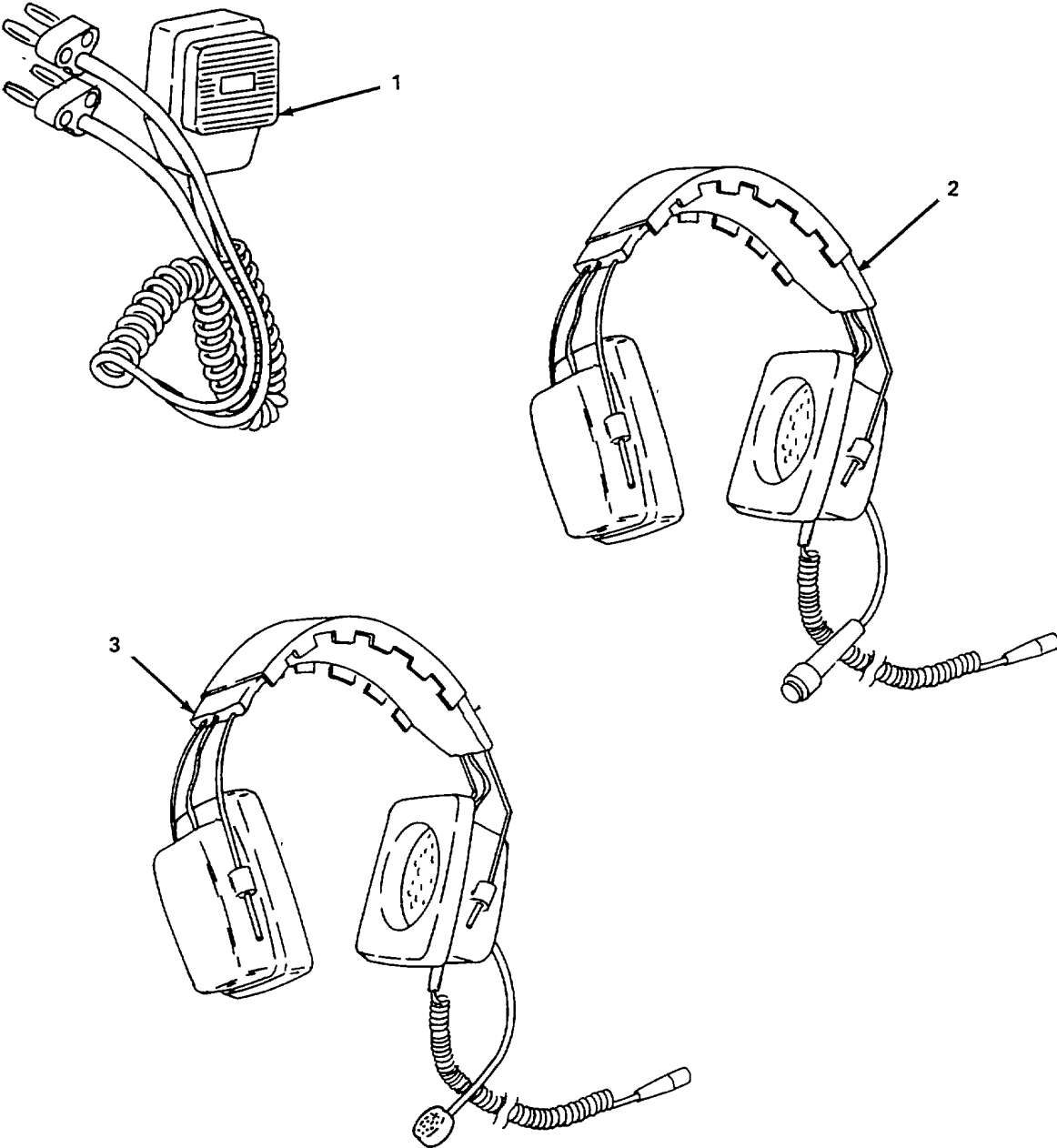


Figure 46. Microphone and Headsets

(1) ITEM NO	(2) SMR CODE	(3) CAGEC	(4) PART NUMBER	(5) DESCRIPTION AND USABLE ON CODES (UOC)	(6) QTY
				GROUP 04 COMMUNICATIONS SYSTEM INTERCOM	
				FIG. 46 MICROPHONE AND HEADSET	
1	PAOZZ	6S753	4003-C312	.MICROPHONE, PUSH TO TALK .....	1
2	PAOZZ	6S753	2401-28	.HEADSET, COMMUNICATION, EXTERNAL.....	1
3	PAOZZ	6S753	2401-20	.HEADSET, COMMUNICATION, INTERNAL .....	1
END OF FIGURE					

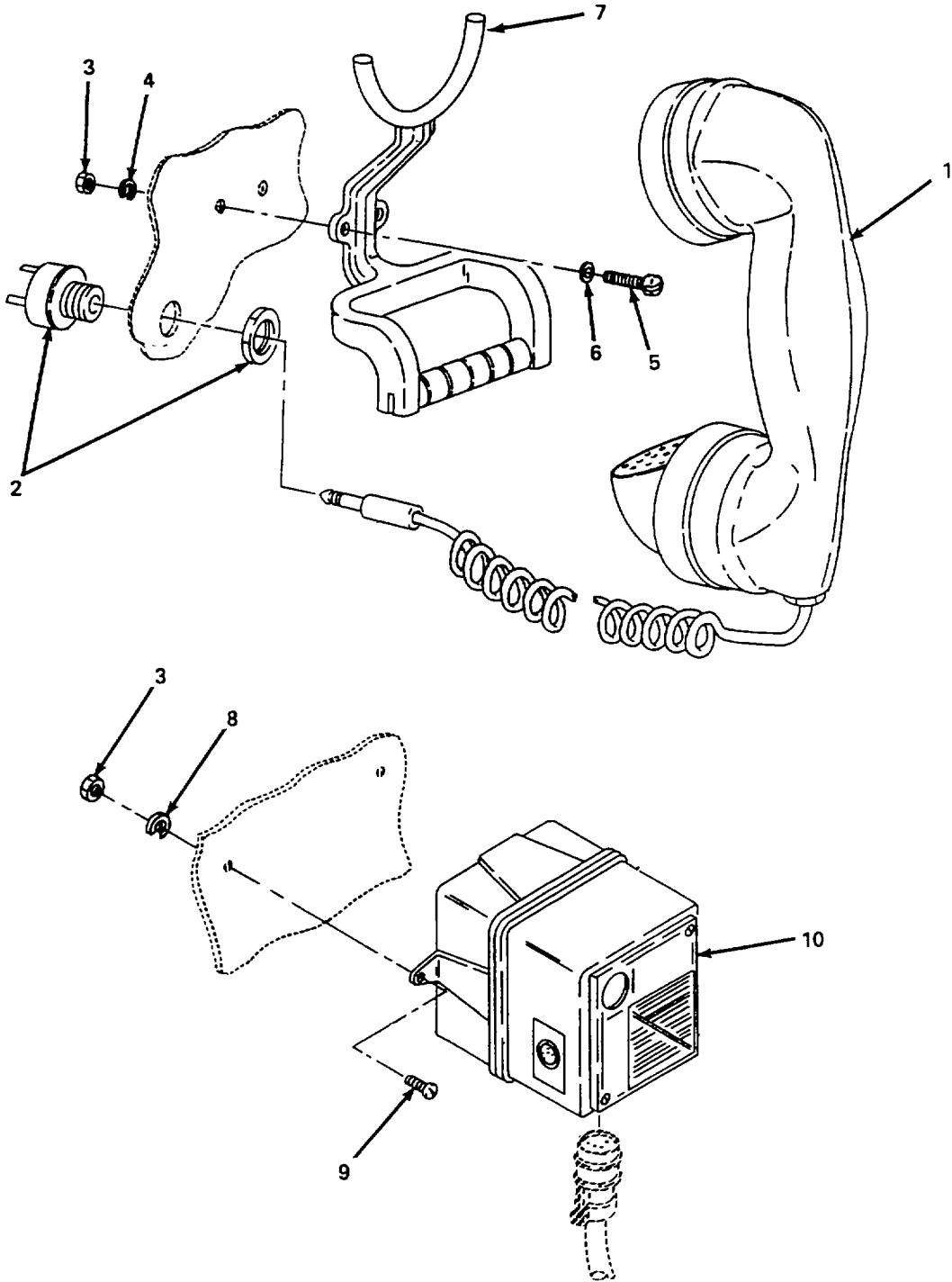
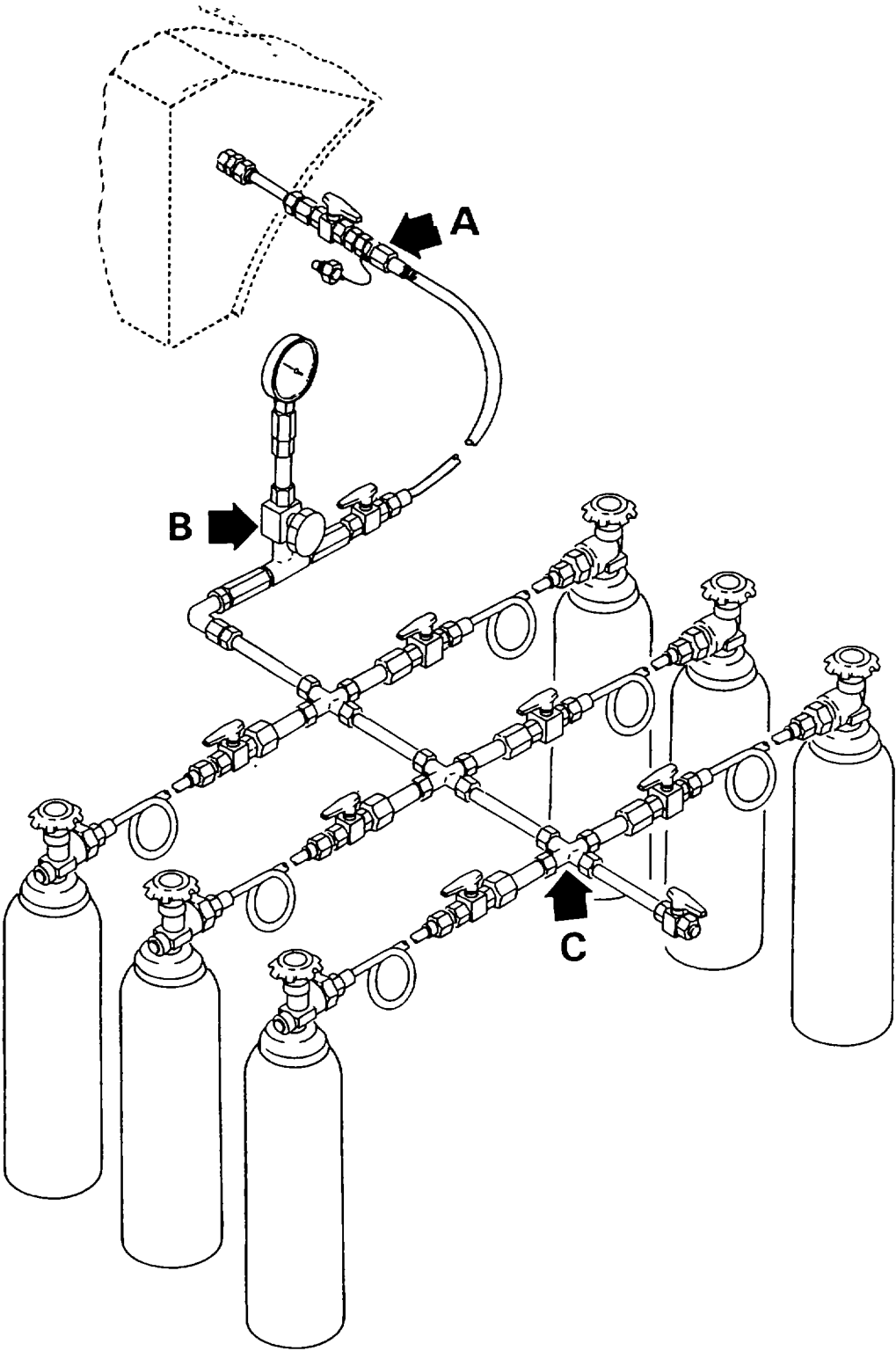


Figure 47. Sound Powered Phone, Bracket, and Speakers

SECTION II

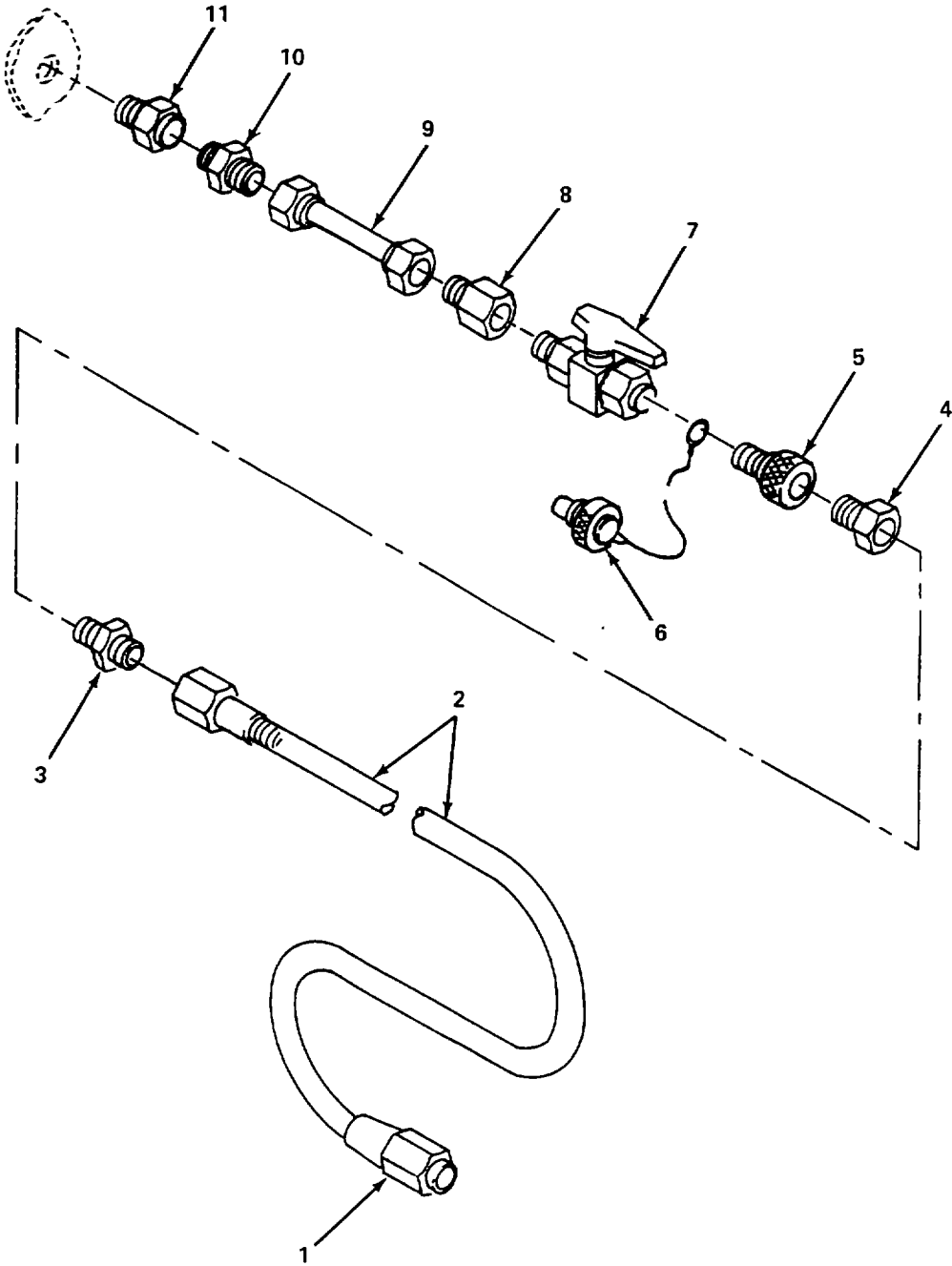
TM 5-4220-227-24P

(1) ITEM NO	(2) SMR CODE	(3) CAGEC	(4) PART NUMBER	(5) DESCRIPTION AND USABLE ON CODES (UOC)	(6) QTY
				GROUP 04 COMMUNICATIONS SYSTEM INTERCOM	
				FIG. 47 SOUND POWERED PHONE, BRACKET, AND SPEAKERS	
1	PAOZZ	81349	H-203/U	.HANDSET WITH CORD.....	3
2	PAOZZ	79879	C867-7327 ITEM 17	.JACK, PHONE.....	3
3		96906	MS16286-1	.NUT, HEX.....	10
4		96906	MS3538-139	.WASHER, LOCK.....	6
5		96906	MS3521-75	.SCREW, HEX.....	6
6		96906	MS27183-9	.WASHER, FLAT.....	6
7		12763	701012-300	.HOLDER, HANDSET.....	3
8		96906	MS35338-136	.WASHER, LOCK.....	4
9		96906	MS35219-32	.SCREW, ROUND HEAD .....	4
10	PAOZZ	6S753	3113	.SPEAKER, CHAMBER.....	2
END OF FIGURE					



TYPICAL INSTALLATION

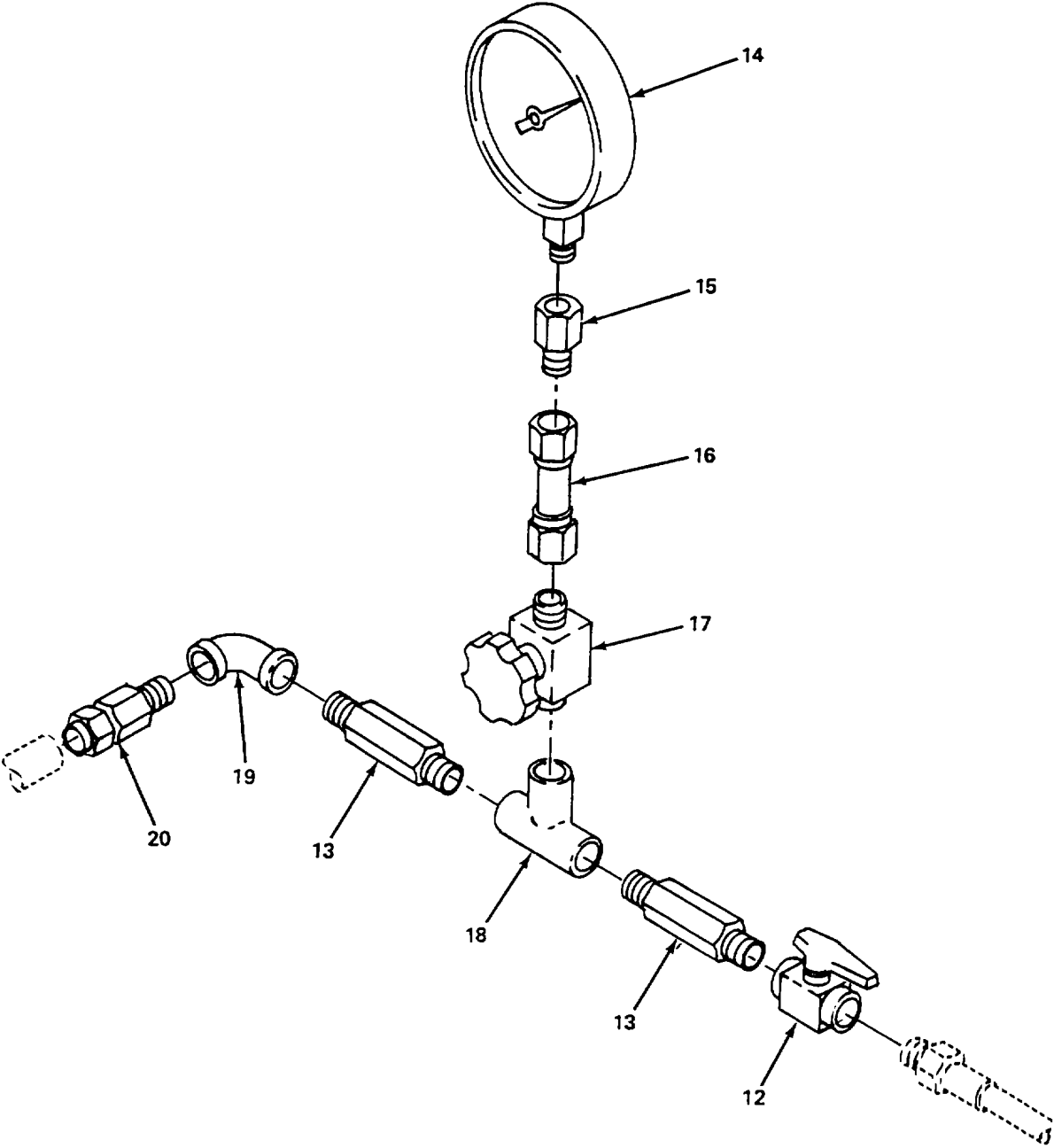
Figure 48. O<sub>2</sub> "K" Bottles/ Manifold (Sheet 1 of 4)



**DETAIL A**

Figure 48. O<sub>2</sub> "K" Bottles/ Manifold (Sheet 2 of 4)





**DETAIL B**

Figure 48. O<sub>2</sub> "K" Bottles/Manifold (Sheet 3 of 4)

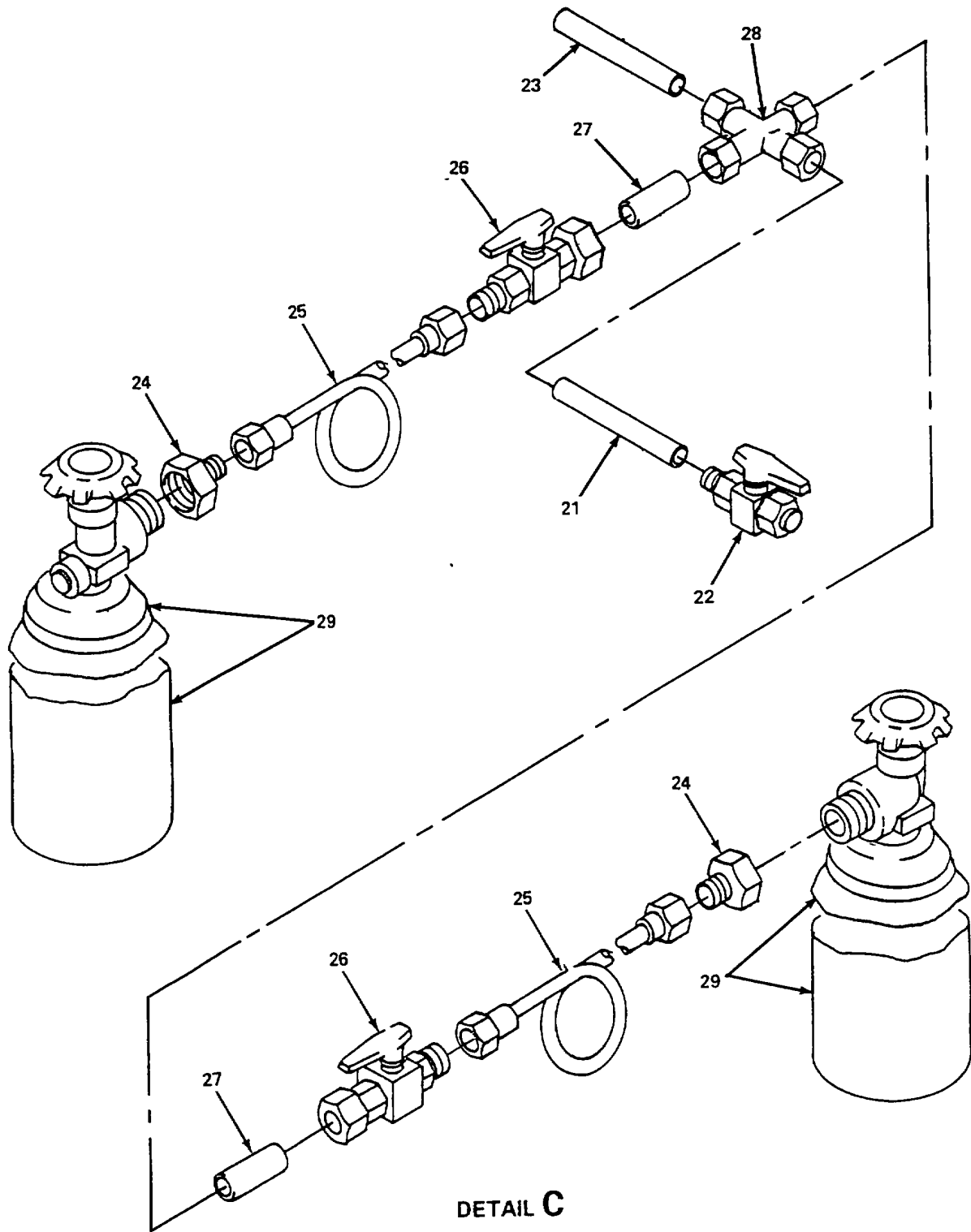


Figure 48. O<sub>2</sub> "K" Bottles/Manifold (Sheet 4 of 4)

## SECTION II

TM 5-4220-227-24P

(1) ITEM NO	(2) SMR CODE	(3) CAGEC	(4) PART NUMBER	(5) DESCRIPTION AND USABLE ON CODES (UOC)	(6) QTY
				GROUP 05 OXYGEN SYSTEM	
				FIG. 48 O <sub>2</sub> "K" BOTTLE/MANIFOLD	
1		12623	SS-4BHA-30	.CONNECTOR, HOSE END .....	2
2	PAFZZ	12623	SS-THB-PF8-120	.HOSE, FLEX, TEFLON 6 FEET, O <sub>2</sub> .....	1
3		12623	SS-8-HN-RS	.ADAPTER, HEX .....	2
4		12623	SS-QF8-S-8PF	.COUPLING, HOSE.....	1
5		12623	SS-QF8-B-8PM	.COUPLING, QUICK DISCONNECT .....	1
6		12623	SS-QF8-BP	.CAP, COUPLING .....	1
7	PAHZZ	12623	SS-26VM8-F8	.VALVE, SHUT-OFF, O <sub>2</sub> .....	1
8		12623	SS-8A-8RT	.REDUCER.....	1
9		12623	SS-8-WVCR-6-810	.CONNECTOR .....	1
10		12623	SS-8-HN	.REDUCER.....	1
11		12623	B-12-RA-8	.BUSHING .....	1
12		12623	SS-26VF8	.VALVE, ISOLATION.....	1
13		12623	SS-8-HLN-4.00	.NIPPLE, HEX .....	2
14	PAHZZ	38508	J4882	.GAUGE, PRESSURE 0-5000 PSI, O <sub>2</sub> .....	1
15		12623	SS-4-AG-A4	.BUSHING, REDUCING .....	1
16		12623	SS-400-A-4ANF	.CONNECTOR .....	1
17	PAHZZ	12623	SS-14DKM4-S4	.VALVE, BALL, O <sub>2</sub> .....	1
18		12623	SS-810-3-4PTF	.TEE .....	1
19		12623	SS-810-4	.ELBOW, 90° .....	1
20		12623	SS-8-1L-8ST	.ADAPTER .....	1
21	PBFZZ	39428	7989K78-121N	.TUBING, STEEL, O <sub>2</sub> .....	3
22	PAHZZ	12623	SS-14DKS4	.VALVE, BLEED OFF, O <sub>2</sub> .....	1
23	PBFZZ	39428	8989K78-9IN	.TUBING, STEEL, O <sub>2</sub> .....	2
24		12623	B-16-RB-8	.BUSHING, REDUCER.....	6
25	PAHZZ	12623	SS-THB-SL8-PF8-24	.HOSE FLEX, TEFLON 2 FEET, O <sub>2</sub> .....	6
26	PAHZZ	12623	S-12-NBS8	.VALVE, ISOLATOR, O <sub>2</sub> .....	6
27	PBFZZ	39428	8989K78-6IN	.TUBING, STEEL, O <sub>2</sub> .....	6
28		12623	SS-810-4	.CROSS, SWAGELOK .....	3
29	PAHZZ	96906	MS39224-20	.CYLINDER, COMPRESSED GAS W/VALVE .....	6
				END OF FIGURE	

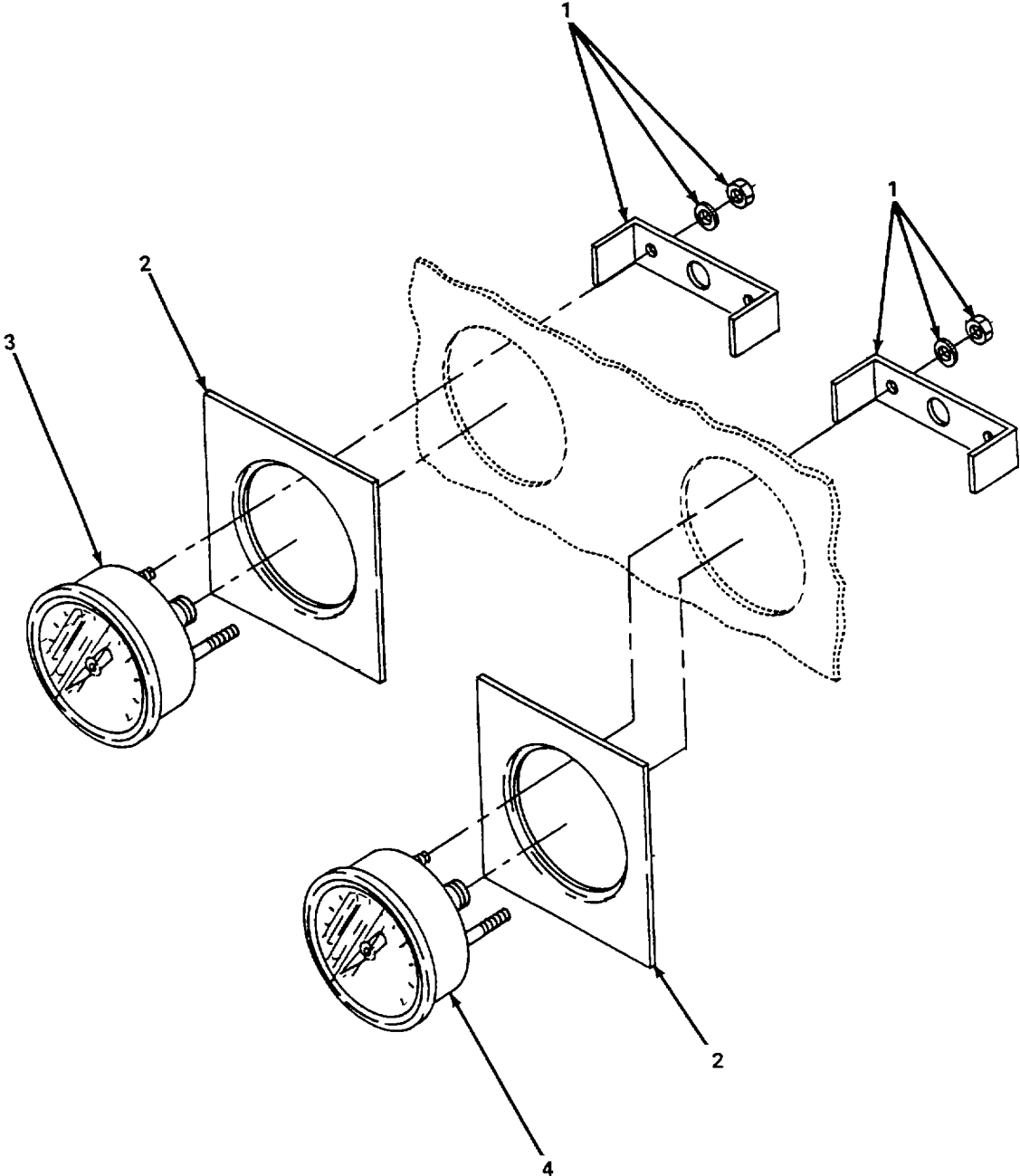


Figure 49. Pressure Gauges, O<sub>2</sub> (HP/LP)

SECTION II

TM 5-4220-227-24P

(1) ITEM NO	(2) SMR CODE	(3) CAGEC	(4) PART NUMBER	(5) DESCRIPTION AND USABLE ON CODES (UOC)	(6) QTY
				GROUP 05 OXYGEN SYSTEM	
				FIG. 49 PRESSURE GAUGES, O <sub>2</sub> (HP/LP)	
1		38056	A-3520	.U-CLAMP ASSEMBLY, MOUNTING .....	2
2		38056	A-3522	.FLANGE, MOUNTING .....	2
3	PAFZZ	38056	2.5-1009SW-02B- XUC6B	.GAGE, PRESSURE, DIAL INDICATING..... H/P SUPPLY 0-5000 PSI	1
4	PAFZZ	38056	25-1009AW-02B- XUC-X6B-160PSI	.GAGE, PRESSURE, DIAL INDICATING..... REGULATED O <sub>2</sub> , 0-150 PSI	1
				END OF FIGURE	

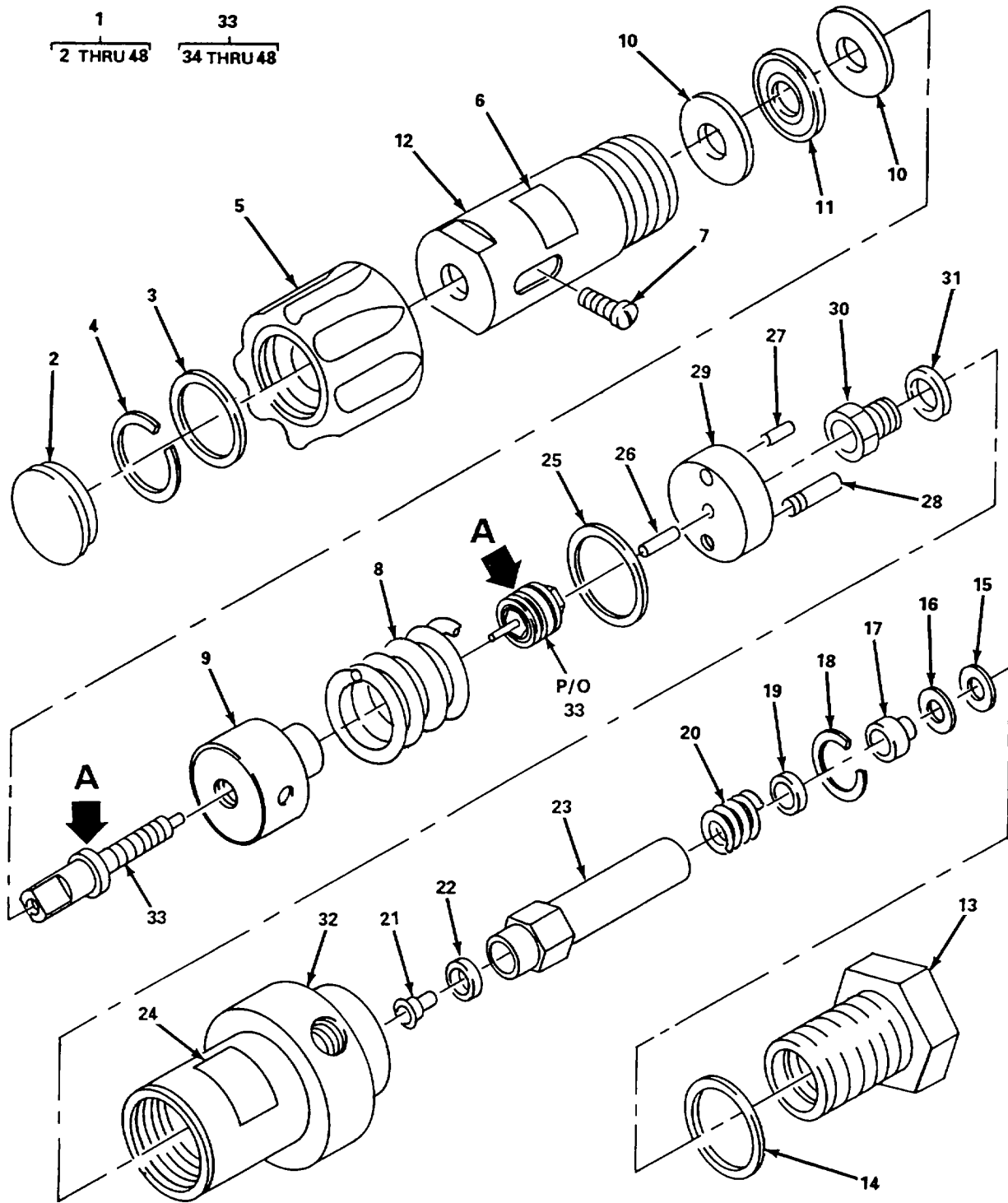


Figure 50. Pressure Regulator, O<sub>2</sub> (Sheet 1 of 2)

1  
2 THRU 48

33  
34 THRU 48

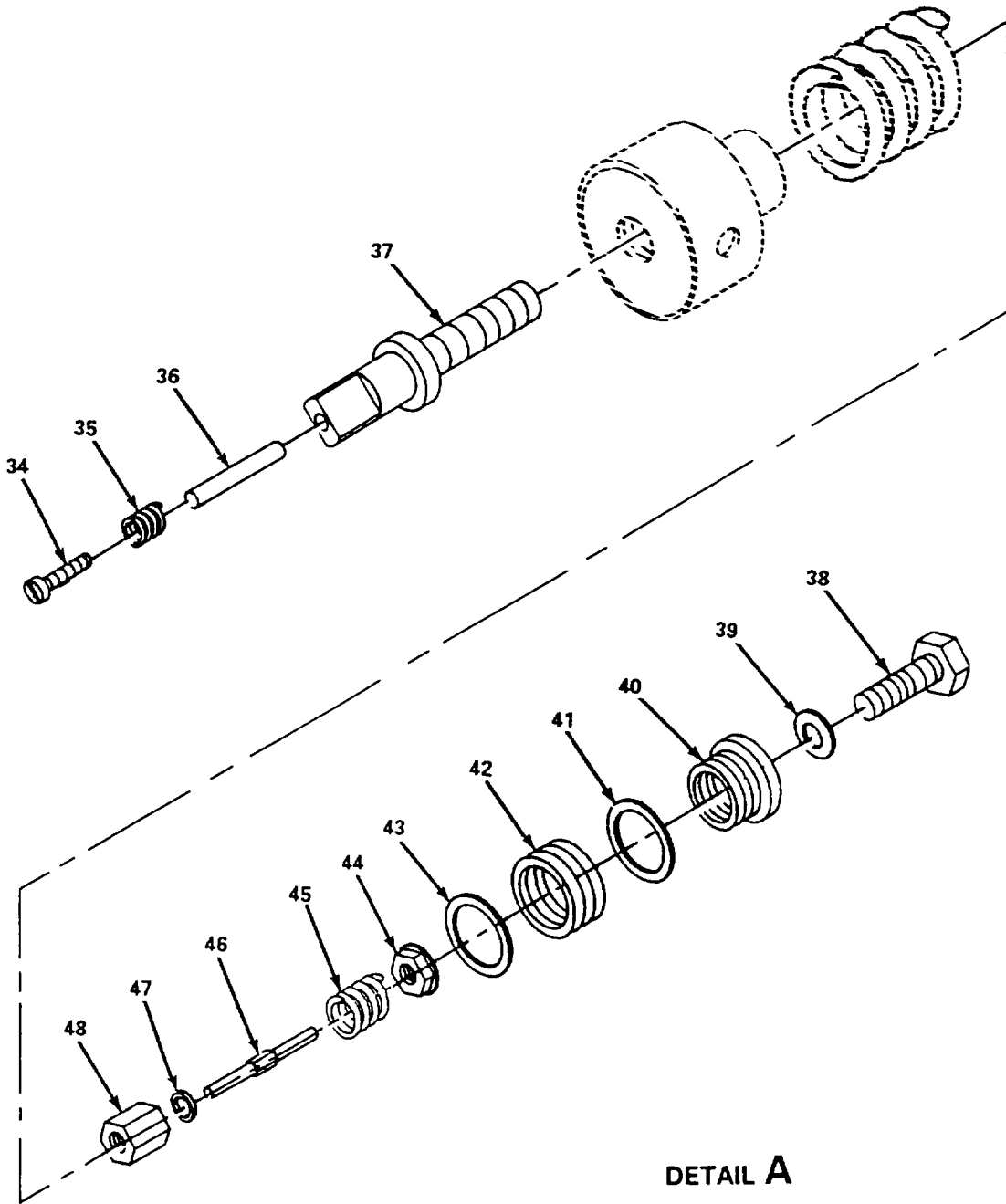


Figure 50. Pressure Regulator, O<sub>2</sub> (Sheet 2 of 2)

## SECTION II

TM 5-4220-227-24P

(1) ITEM NO	(2) SMR CODE	(3) CAGEC	(4) PART NUMBER	(5) DESCRIPTION AND USABLE ON CODES (UOC)	(6) QTY
				GROUP 05 OXYGEN SYSTEM	
				FIG. 50 PRESSURE REGULATOR, O <sub>2</sub>	
1	PAFHH	13669	44-1313-2081-00 5-LEVEL 2 CLEAN	..REGULATOR ASSEMBLY, PRESSURE.....	1
2		13669	5432-LEVEL-2 CLEAN	..PLUG,HOLE.....	1
3		13669	6320	..LABEL, IDENTIFICATION .....	1
4		13669	5427-LEVEL2 CLEAN	..RING,RETAINING .....	1
5		13669	5397	..KNOB, HAND,VALVE.....	1
6		13669	5153	..LABEL, VENT.....	1
7		13669	5401-21088- LEVEL-2-CLEAN	..SCREW, LIMITING .....	1
8	PAHZZ	13669	1051-LEVEL-2- CLEAN	..SPRING, LOAD.....	1
9		13669	1130-3-LEVEL-2- CLEAN	..CAP ASSEMBLY, SPRING .....	1
10	PAHZZ	13669	5426-LEVEL-2- CLEAN	..WASHER, THUST.....	2
11	PAHZZ	13669	5424-LEVEL-2- CLEAN	..BEARING, THRUST .....	1
12	PAHZZ	13669	5945-1-LEVEL-2- CLEAN	..BONNET .....	1
13		13669	1088-1-LEVEL-2- CLEAN	..CAP,VALVE .....	1
14	PAHZZ	13669	5200-029089- LEVEL-2-CLEAN	..PACKING,REFORMED PART OF KIT P/N..... 389-1873 LEVEL-2-CLEAN AND P/N 389-1875-LEVEL-2-CLEAN	1
15	PAHZZ	13669	5476-10100- LEVEL-2-CLEAN	..RING,BACK UP..... PART OF KIT P/N 389-1873-LEVEL-2-CLEAN AND P/N 389-1875-LEVEL-2-CLEAN	1
16	PAHZZ	13669	5200-020107- LEVEL-2-CLEAN	..PACKING, PACKING, PREFORMED .....	1
17		13669	1087-2-LEVEL-2- CLEAN	PART OF KIT P/N 389-1873 LEVEL-2-CLEAN AND P/N 389-1875-LEVEL-2-CLEAN ..PLATE, RETAINING.....	1
18		13669	6871-2057- LEVEL2-CLEAN	..RING, RETAINING .....	1
19		13669	1206-4-LEVEL-2- CLEAN	..WASHER .....	1
20	PAHZZ	13669	1094-LEVEL-2- CLEAN	..SPRING,VALVE .....	1
				PART OF KIT P/N 389-1875-LEVEL-2-CLEAN	



SECTION II

TM 5-4220-227-24P

(1) ITEM NO	(2) SMR CODE	(3) CAGEC	(4) PART NUMBER	(5) DESCRIPTION AND USABLE ON CODES (UOC)	(6) QTY
				FIG. 50 PRESSURE REGULATOR, O <sub>2</sub> (CONT)	
21		13669	1081-8-LEVEL-2-CLEAN	..CAP, VALVE PART OF KIT P/N 389-1875-..... LEVEL-2-CLEAN	1
22	PAHZZ	13669	119-LEVEL-2-CLEAN	..SEAT, VALVE PART OF KIT P/N..... 389-1873-LEVEL-2-CLEAN AND P/N 389-1875-LEVEL-2-CLEAN	1
23	PAHZZ	13669	1085-2-LEVEL-2-CLEAN	..VALVE.....	1
24		13669	8101	..PLACARD, DATA	
25		13669	6488-1-LEVEL-2-CLEAN	..WASHER .....	1
26		13669	5447-2-LEVEL-2-CLEAN	..CONNECTOR.....	1
27	PAHZZ	13669	5452-LEVEL-2-CLEAN	..PIN, ROLLER .....	1
28		13669	54464-LEVEL-2-CLEAN	..TUBE, VENTURE .....	1
29		13669	5445-1-LEVEL-2-CLEAN	..PLATE.....	1
30	PAHZZ	13669	1080-2-LEVEL-2-CLEAN	..ORIFICE.....	1
31	PAHZZ	13669	1082-LEVEL-2-CLEAN	..GASKET, ORIFICE PART OF KIT P/N..... 389-1873-LEVEL-2-CLEAN AND P/N 389-1875-LEVEL-2-CLEAN	1
32		13669	5450-20810-LEVEL-2-CLEAN	..BODY, REGULATOR .....	1
33	PAHZZ	13669	44-1313-2081-1-LEVEL-2-CLEAN	..SENSOR ASSEMBLY, PRESSURE.....	1
34		13669	5401-14328-LEVEL-2-CLEAN	...SCREW.....	1
35	PAHZZ	13669	2776-LEVEL2-CLEAN	...SPRING, SENSOR.....	1
36		13669	5948-2-LEVEL-2-CLEAN	...ROD, VALVE, VENT.....	1
37		13669	5947-1-LEVEL-2-CLEAN	...SCREW, ADJUSTING.....	1
38		13669	1577-1-LEVEL-2-CLEAN	...BUTTON PLUG.....	1
39	PAHZZ	13669	5200-020157-LEVEL-2-CLEAN	...PACKING, PREFORMED PART OF KIT..... P/N389-1873-LEVEL-2-CLEAN AND P/N 389-1875-LEVEL-2-CLEAN	1
40	PAHZZ	13669	6354-1-LEVEL-2-CLEAN	...SENSOR.....	1

SECTION II

TM 5-4220-227-24P

(1) ITEM NO	(2) SMR CODE	(3) CAGEC	(4) PART NUMBER	(5) DESCRIPTION AND USABLE ON CODES (UOC)	(6) QTY
				FIG. 50 PRESSURE REGULATOR, O <sub>2</sub> (CONT)	
41	PAHZZ	13669	5200-021237-CLEAN	...PACKING, PREFORMED PART OF KIT ..... P/N 389-1873-LEVEL-2-CLEAN AND P/N 389-1875-LEVEL-2-CLEAN	1
42		13669	1577-1-LEVEL-2-CLEAN	...BUTTON. ....	1
43	PAHZZ	13669	5200-021287-LEVEL-2-CLEAN	...PACKING, PREFORMED PART OF KIT ..... P/N 389-1873-LEVEL-2-CLEAN AND P/N 389-1875-LEVEL-2-CLEAN	1
44		13669	1149-1-LEVEL-2-CLEAN	NUT.	
45	PAHZZ	13669	1022-LEVEL-2-CLEAN	...SPRING PART OF KIT P/N 389-1875-..... LEVEL-2-CLEAN	1
46	13669		1023-2-LEVEL-2-CLEAN	...VENT, VALVE PART OF KIT P/N 389-1875-..... LEVEL-2-CLEAN	1
47	13669		10364-LEVEL-2-CLEAN	...SEAT, VALVE PART OF KIT P/ N..... 389-1873-LEVEL-2-CLEAN AND P/N 389-1875-LEVEL-2-CLEAN	1
48		13669	1522-2-LEVEL-2-CLEAN	...RETAINER, SEAT .....	1
	PAHZZ	13669	389-1873-LEVEL-2-CLEAN	..KIT, SOFT GOODS. RING, BACK-UP (1) 50-15 PACKING, PREFORMED (1) 50-16 SEAT, VALVE (1) 50-22 GASKET, ORFICE (1) 50-31 PACKING, PREFORMED (1) 50-39 PACKING, PREFORMED (1) 50-41 PACKING, PREFORMED (1) 50-43 SEAT, VALVE (1) 50-47	
	PAHZZ	13669	389-1875-LEVEL-2-CLEAN	..KIT, REPAIR, STANDARD ..... PACKING, PREFORMED (1) 50-14 RING, BACK-UP (1) 50-15 PACKING, PREFORMED (1) 50-16 SPRING, VALVE (1) 50-20 CAP, VALVE (1) 50-21 SEAT, VALVE (1) 50-22 GASKET, ORFICE (1) 50-31 PACKING, PREFORMED (1) 50-39 PACKING, PREFORMED (1) 50-41 PACKING, PREFORMED (1) 50-43 SPRING (1) 50-45 VENT, VALVE (1) 50-46 SEAT, VALVE (1) 50-47	1
				END OF FIGURE	

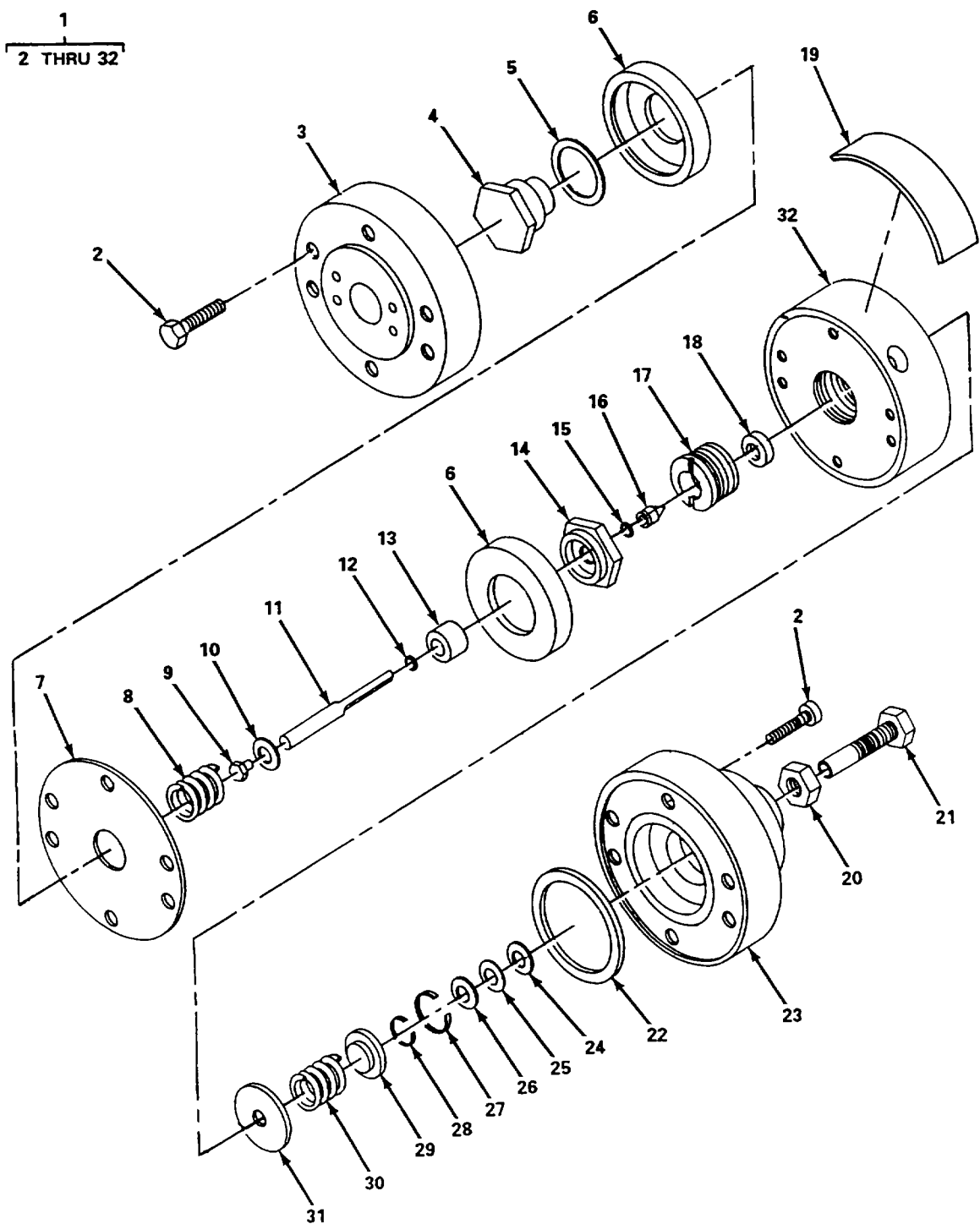


Figure 51. Back Pressure Regulator, O<sub>2</sub>

## SECTION II

TM 5-4220-227-24P

(1) ITEM NO	(2) SMR CODE	(3) CAGEC	(4) PART NUMBER	(5) DESCRIPTION AND USABLE ON CODES (UOC)	(6) QTY
				GROUP 05 OXYGEN SYSTEM	
				FIG. 51 BACK PRESSURE REGULATOR, O <sub>2</sub>	
1	PAFHH	13669	29-2912-282	..REGULATOR ASSEMBLY, BACK PRESSURE.....	2
2		13669	8165-21489	..SCREW, HEX.....	2
3		13669	8152-X41	..DOME, REFERENCE.....	1
4	PAHZZ	13669	8143-2	..SEAL, DIAPHRAGM, CENTER.....	1
5		13669	5200-020217	..PACKING, PREFORMED, PART OF KIT..... P/N 389-1913 AND P/N 389-1914	1
6	PAHZZ	13669	8138-1	..DIAPHRAGM, BACK-UP.....	2
7		13669	8148	..DIAPHRAGM, PART OF KIT P/N 389-1913 AND P/N 389-1914	
8	PAHZZ	13669	3530	..SPRING.....	1
9		13669	8137-2	..CAP,STEM, VALVE, PART OF KIT P/N 389-1914.....	1
10		13669	8134-2	..WASHER, PART OF KIT P/N 389-1914.....	1
11		13669	8135-2	..SHAFT, FORCE, PART OF KIT PIN 389-1914.....	1
12		13669	5200-020057	..PACKING, PREFORMED, PART OF KIT..... P/N 389-1913 AND P/N 389-1914	1
13		13669	8136-2	..STEM, VALVE, PART OF KIT P/N 389-1914.....	1
14		13669	8142-2	..NUT, DIAPHRAGM, CENTER.....	1
15		13669	5200-020097	..PACKING, PREFORMED, PART OF KIT..... P/N 389-1913 AND P/N 389-1914	1
16	PAHZZ	13669	8140-2	..PISTON,BALANCE,PARTOFKITP/N 389-1914.....	1
17		13669	8141-1	..RETAINER, SEAT.....	1
18		13669	8139	..SEAT, VALVE, PART OF KIT P/N 389-1913..... AND P/N 389-1914	1
19		13669	8150	..PLACARD, IDENTIFICATION.....	1
20		13669	1918-6	..NUT.....	1
21		13669	8614-6	..SCREW, ADJUSTING.....	1
22		13669	5200-020327	..PACKING, PREFORMED, PART OF KIT..... P/N 389-1913 AND P/N 389-1914	1
23		13669	8145-1	..DOME, BALANCE.....	1
24		13669	5476-11101	..RING, BACK-UP, PART OF KIT..... P/N 389-1913 AND P/N 389-1914	1
25		13669	5200-021107	..PACKING, PREFORMED, PART OF KIT..... P/N 389-1913 AND P/N 389-1914	1
26		13669	8088-2	..WASHER.....	1
27		13669	6671-20630	..RETAINER, RING.....	1
28		13669	8093-20370	..RETAINER, RING.....	1
29		13669	8074-2	..BUTTON, SPRING.....	1

SECTION II

TM 5-4220-227-24P

(1) ITEM NO	(2) SMR CODE	(3) CAGEC	(4) PART NUMBER	(5) DESCRIPTION AND USABLE ON CODES (UOC)	(6) QTY
				FIG. 51 BACK PRESSURE REGULATOR, O <sub>2</sub> (CONT)	
30	PAHZZ	13669	5952	..SPRING .....	1
31		13669	8074-2	..BUTTON, SPRING .....	1
32		13669	8151-X81	..BODY, REGULATOR .....	1
	PAHZZ	13669	389-1913	KIT, REPAIR, VALVE .....	1
				PACKING, PREFORMED (1) 51-5	
				DIAPHRAGM (1) 51-7	
				PACKING, PREFORMED (1) 51-12	
				PACKING, PREFORMED (1) 51-15	
				SEAT, VALVE (1) 51-18	
				PACKING, PREFORMED (1) 51-22	
				RING, BACK-UP (1) 51-24	
				PACKING, PREFORMED (1) 51-25	
	PAHZZ	13669	389-1914	KIT, REPAIR, STANDARD .....	1
				PACKING, PREFORMED (1) 51-5	
				DIAPHRAGM (1) 51-7	
				CAP, STEM, VALVE (1) 51-9	
				WASHER (1) 51-10	
				SHAFT, FORCE (1) 51-11	
				PACKING, PREFORMED (1) 51-12	
				STEM, VALVE (1) 51-13	
				PACKING, PREFORMED (1) 51-15	
				PISTON, BALANCE (1) 51-16	
				SEAT, VALVE (1) 51-18	
				PACKING, PREFORMED (1) 51-22	
				RING, BACK-UP (1) 51-24	
				PACKING, PREFORMED (1) 51-25	
				END OF FIGURE	

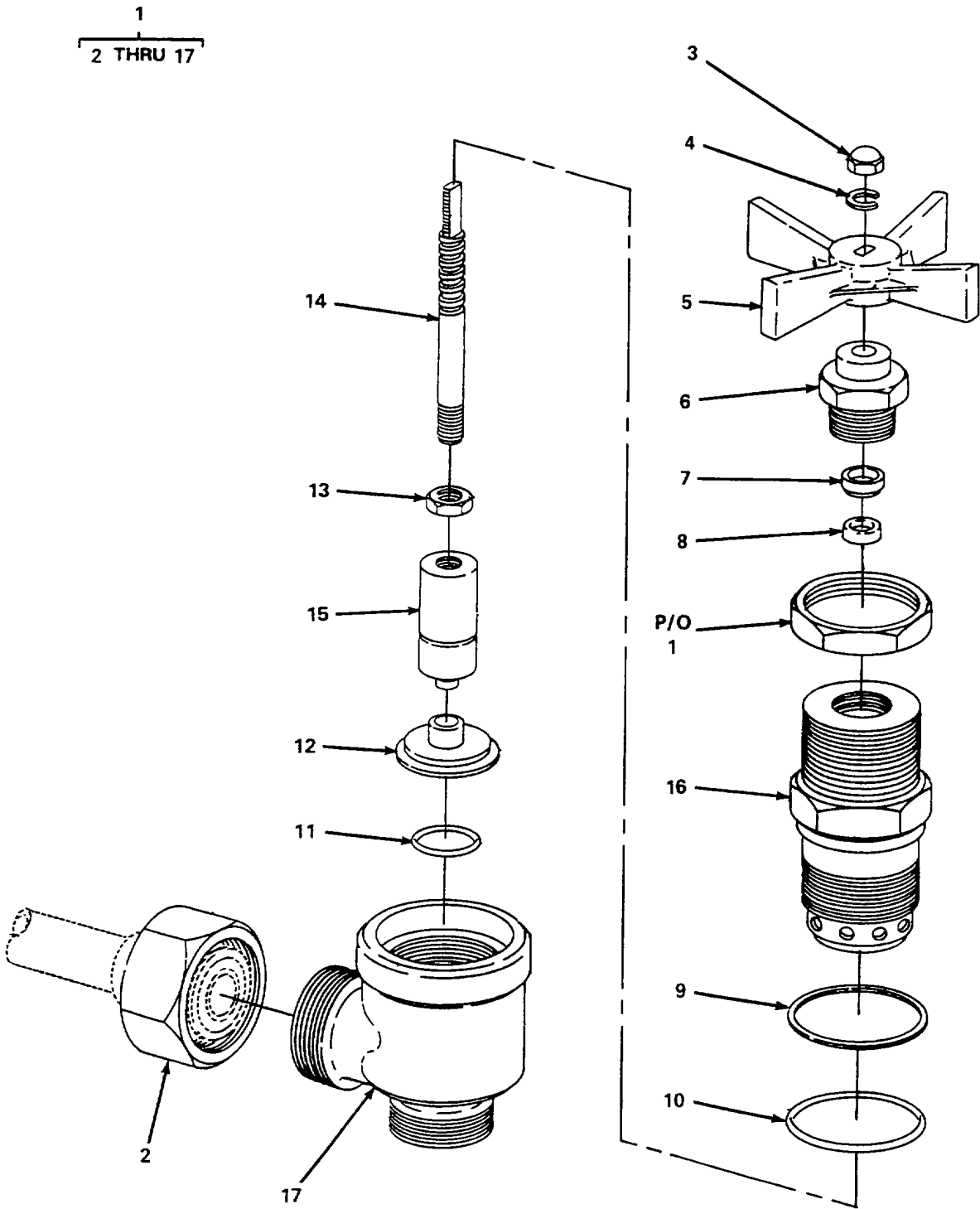


Figure 52. Valves, Shut-Off (O<sub>2</sub>)

SECTION II

TM 5-4220-227-24P

(1) ITEM NO	(2) SMR CODE	(3) CAGEC	(4) PART NUMBER	(5) DESCRIPTION AND USABLE ON CODES (UOC)	(6) QTY
				GROUP 05 OXYGEN SYSTEM	
				FIG. 52 VALVES, SHUT-OFF (O <sub>2</sub> )	
1	PAFHH	99565	381-1-P-OX	..VALVE ASSEMBLY, ANGLE, (0-6000 PSI).....	2
2		99565	50N1	..NUT, UNION .....	2
3		99565	001004	..NUT, ACORN .....	1
4		99565	004209	..WASHER, LOCK.....	1
5		99565	050560	..HANDLE, VALVE.....	1
6		99565	041380	..NUT, GLAND.....	1
7	PAHZZ	99565	041370	..RETAINER, SEAL .....	1
8	PAHZZ	99565	001905	..SEAL, STEM .....	1
9	PAHZZ	99565	011216	..RING, BACK-UP, BODY.....	1
10	PAHZZ	99565	000216	..PACKING, PREFORMED.....	1
11	PAHZZ	05415	000014	..PACKING, PREFORMED.....	1
12	PAHZZ	99565	025461	..SEAT.....	1
13	PAHZZ	99565	041392	..RETAINER, STEM .....	1
14		99565	074591	..STEM, VALVE .....	1
15		99565	073002	..GUIDE.....	1
16	PAHZZ	99565	041361	..BONNET .....	1
17		99565	381-1-1	..BODY, VALVE.....	1
				END OF FIGURE	

1  
2 THRU 10

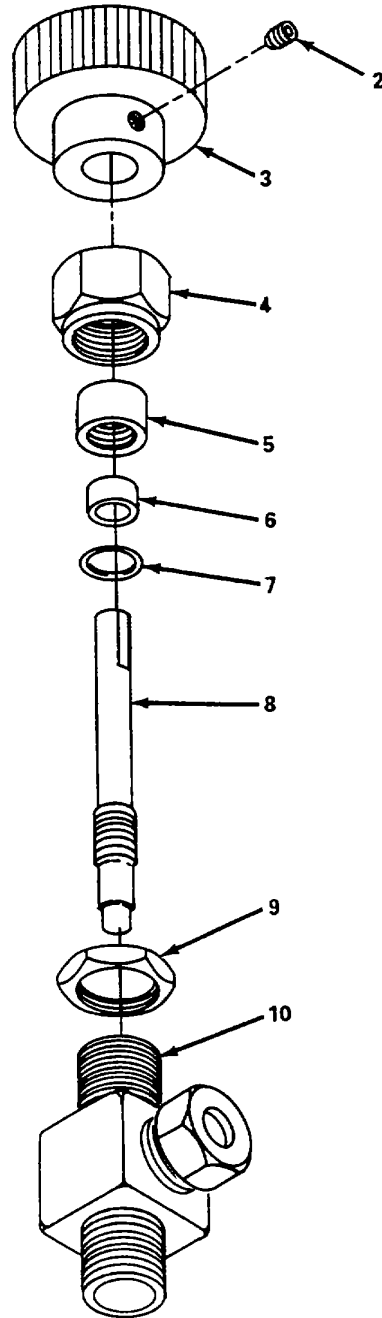


Figure 53. Valve, Isolator



SECTION II

TM 5-4220-227-24P

(1) ITEM NO	(2) SMR CODE	(3) CAGE	(4) PART NUMBER	(5) DESCRIPTION AND USABLE ON CODES (UOC)	(6) QTY
GROUP 05 OXYGEN SYSTEM					
FIG. 53 VALVE, ISOLATOR					
1	PAFH	12623	SS-1RS4A	.VALVE, ISOLATOR.....	4
2		12623	SS-1RS4-A3	..SCREW, SET.....	1
3		12623	SS-1RS4-A-1B	..KNOB, HANDLE.....	1
4		12623	SS-1RS4-A4	..NUT, PACKING.....	1
5	PAHZZ	12623	SS-1 RS4-A-5	..GLAND, UPPER.....	1
6	PAHZZ	12623	SS-1RS4-A-7	..GLAND, LOWER.....	1
7	PAHZZ	12623	SS-1RS4-A-6	..PACKING, PREFORMED.....	1
8		12623	SS-1RS4A8A	..STEM, REGULATING .....	1
9		12623	SS-1RS4-A-10	..NUT, PANEL .....	1
10		12623	SS-1 RS4-A-11	..BODY, VALVE.....	1
END OF FIGURE					

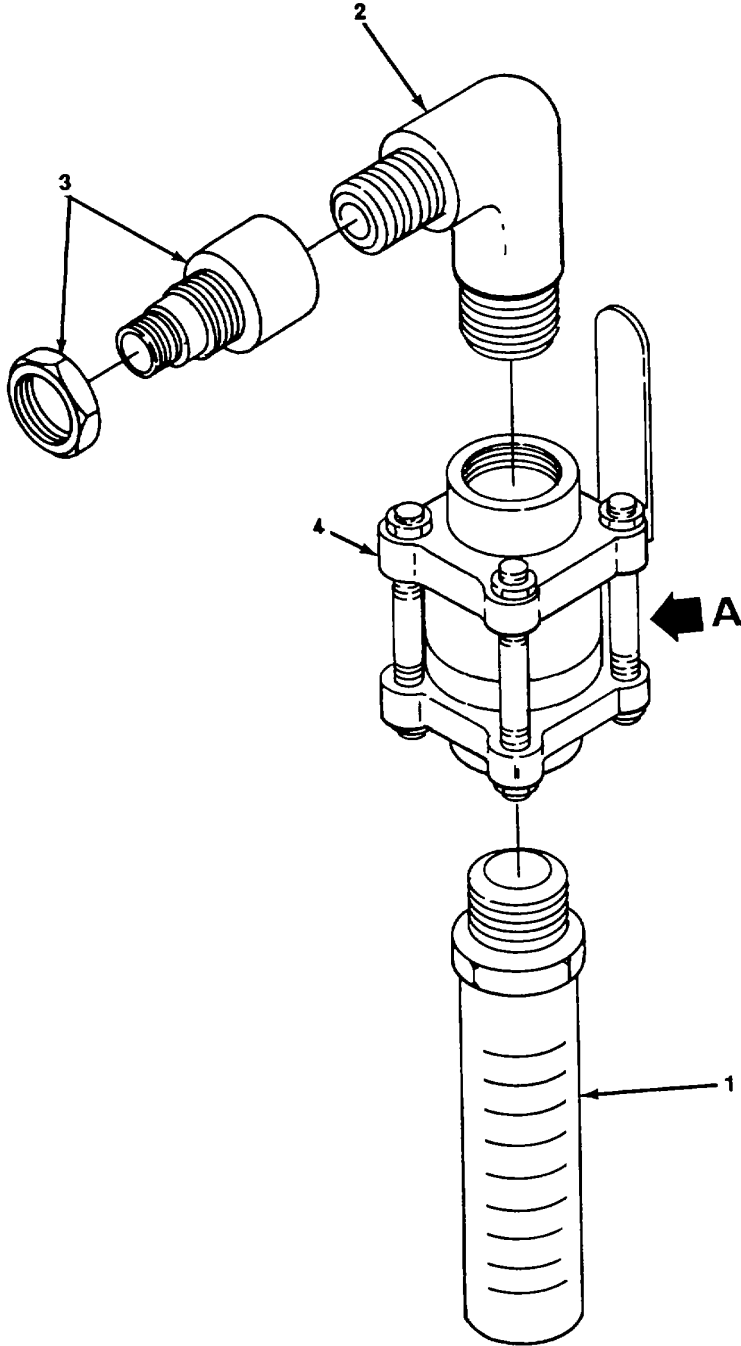


Figure 54. Dump Valve Assembly (Sheet 1 of 2)

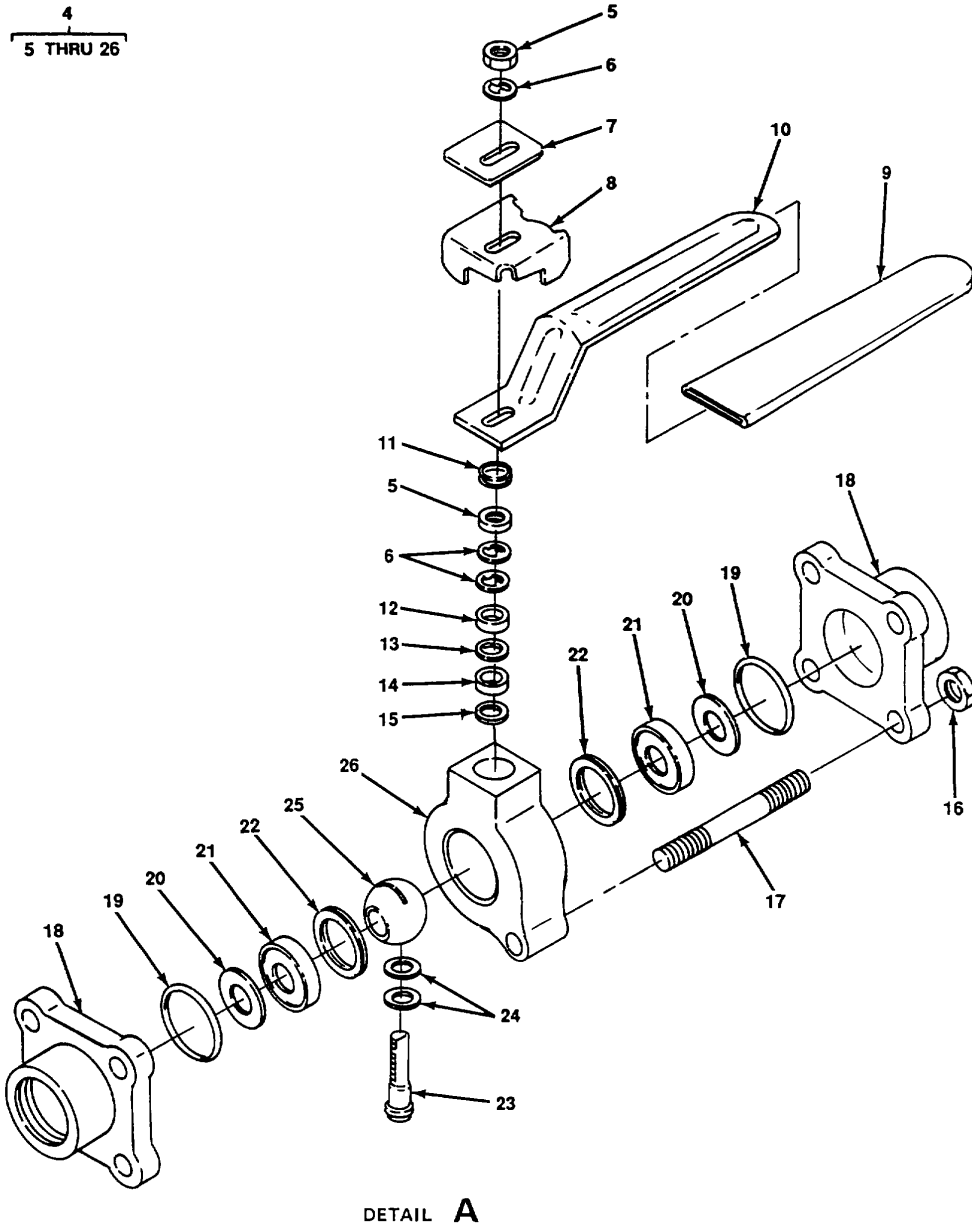


Figure 54. Dump Valve Assembly (Sheet 2 of 2)

SECTION II

TM 5-4220-227-24P

(1) ITEM NO	(2) SMR CODE	(3) CAGE	(4) PART NUMBER	(5) DESCRIPTION AND USABLE ON CODES (UOC)	(6) QTY
				GROUP 05 OXYGEN SYSTEM	
				FIG. 54 DUMP VALVE ASSEMBLY	
1		90426	BB-4	..SILENCER, EXHAUST.....	2
2		12623	SS-8-ME	..ELBOW, 90° MALE.....	2
3		12623	SS-8-HCG	..COUPUNG,HEX.....	2
4	PAFFF	12623	B-63TF8	..VALVE, BALL.....	2
5		12623	B-63TF8-1	..NUT, STEM, PART OF KIT P/N 304-61K-63.....	2
6		12623	B-63TFB-2	..SPRING CLIP, STEM, PART OF KIT P/N B-91K-63V.....	3
7		12623	B-63TF8-3	..PLACARD, IDENTIFICATION.....	1
8		12623	B-63TF8-4	..PLATE, STOP.....	1
9		12623	B-63TF8-6	..SLEEVE, HANDLE.....	1
10		12623	B-63TF8-5	..HANDLE, VALVE.....	1
11		12623	B-63TF8-7	..SPRING, GROUNDING.....	1
12		12623	B-63TF8-10	..GLAND, PART OF KIT P/N B-91K-63V.....	1
13		12623	B-63TF8-11	..PACKING, SUPPORT, PART OF KIT P/N B-91K-63V.....	1
14		12623	B-63TF8-12	..PACKING, TOP, PART OF KIT P/N B-91K-63V.....	1
15		12623	B-63TF8-13	..PACKING, BOTTOM, PART OF KIT P/N B-91K-63V.....	1
16		12623	B-63TF8-24	..NUT, PART OF KIT P/N 304-61K-63.....	8
17		12623	B-63TF8-23	..STUD, BODY, VALVE, PART OF KIT P/N 304-61 K-63.....	4
18		12623	B-63TF8-22	..FLANGE, VALVE.....	2
19		12623	B-63TF8-21	..PACKING, PREFORMED, PART OF KIT P/N T-91 K-121 AND P/N B-91K-63V.....	2
20		12623	B-63TF8-20	..SPRNG, SEAT PART OF KIT P/N B-91K-63V.....	2
21		12623	B-63TF8-19	..SEAT, BALL, PART OF KIT P/N B-91K-63V.....	2
22		12623	B-63TF8-18	..RING SUPPORT.....	2
23		12623	B-63TF8-16	..STEM VALVE.....	1
24		12623	B-63TF8-15	..BEARINGS, STEM, PART OF KIT P/N B-91K-63V.....	2
25		12623	B-63TF8-17	..BALL.....	1
26		12623	B-63TF8-14	..BODY, VALVE CENTER.....	1
	PAFZZ	12623	304-61K-63	KIT, FASTENER..... NUT, STEM (2) 54-5 NUT (8)54-16 STUD, BODY (4) 54-17	1

SECTION II

TM 5-4220-227-24P

(1) ITEM NO	(2) SMR CODE	(3) CAGE	(4) PART NUMBER	(5) DESCRIPTION AND USABLE ON CODES (UOC)	(6) QTY
	PAFZZ	12623	T-91K-121	FIG. 54 DUMP VALVE ASSEMBLY (CONT) KIT, FLANGE PACKING..... PACKING, PREFORMED (2) 54-19	1
	PAFZZ	12623	B-91K-63V	KIT, SEAL ..... SPRING CLIPS, STEM (3) 54-6 GLAND (1) 54-12 PACKING, SUPPORT (1) 54-13 PACKING, TOP (1) 54-14 PACKING, BOTTOM (1) 54-15 PACKING, PREFORMED (2) 54-19 SPRINGS, SEAT (2) 54-20 SEAT, BALL (2) 54-21 BEARINGS, STEM (2) 54-24 END OF FIGURE	1

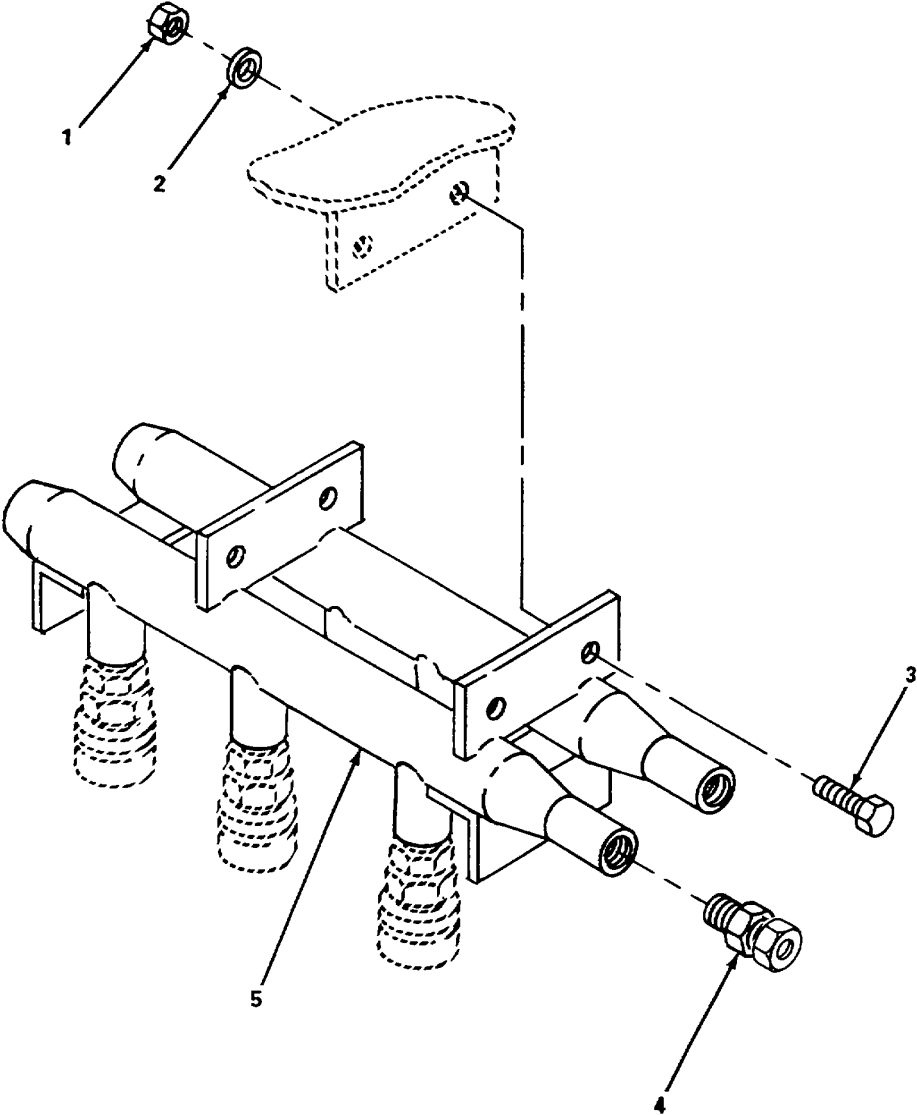


Figure 55. Manifold, BIBS, O<sub>2</sub>

SECTION II

TM 5-4220-227-24P

(1) ITEM NO	(2) SMR CODE	(3) CAGE	(4) PART NUMBER	(5) DESCRIPTION AND USABLE ON CODES (UOC)	(6) QTY
				GROUP 05 OXYGEN SYSTEM	
				FIG. 55 MANIFOLD, BIBS, 02	
1		96906	MS16286-1	.NUT, HEX.....	8
2		96906	MS35338-139	.WASHER, FLAT.....	8
3		96906	MS35312-3	.BOLT, HEX.....	8
4		12623	S-8-HN	.FITTING, MALE.....	4
5		19879	C867-7311-51	.MANIFOLD, BIBS SS .....	2
				END OF FIGURE	

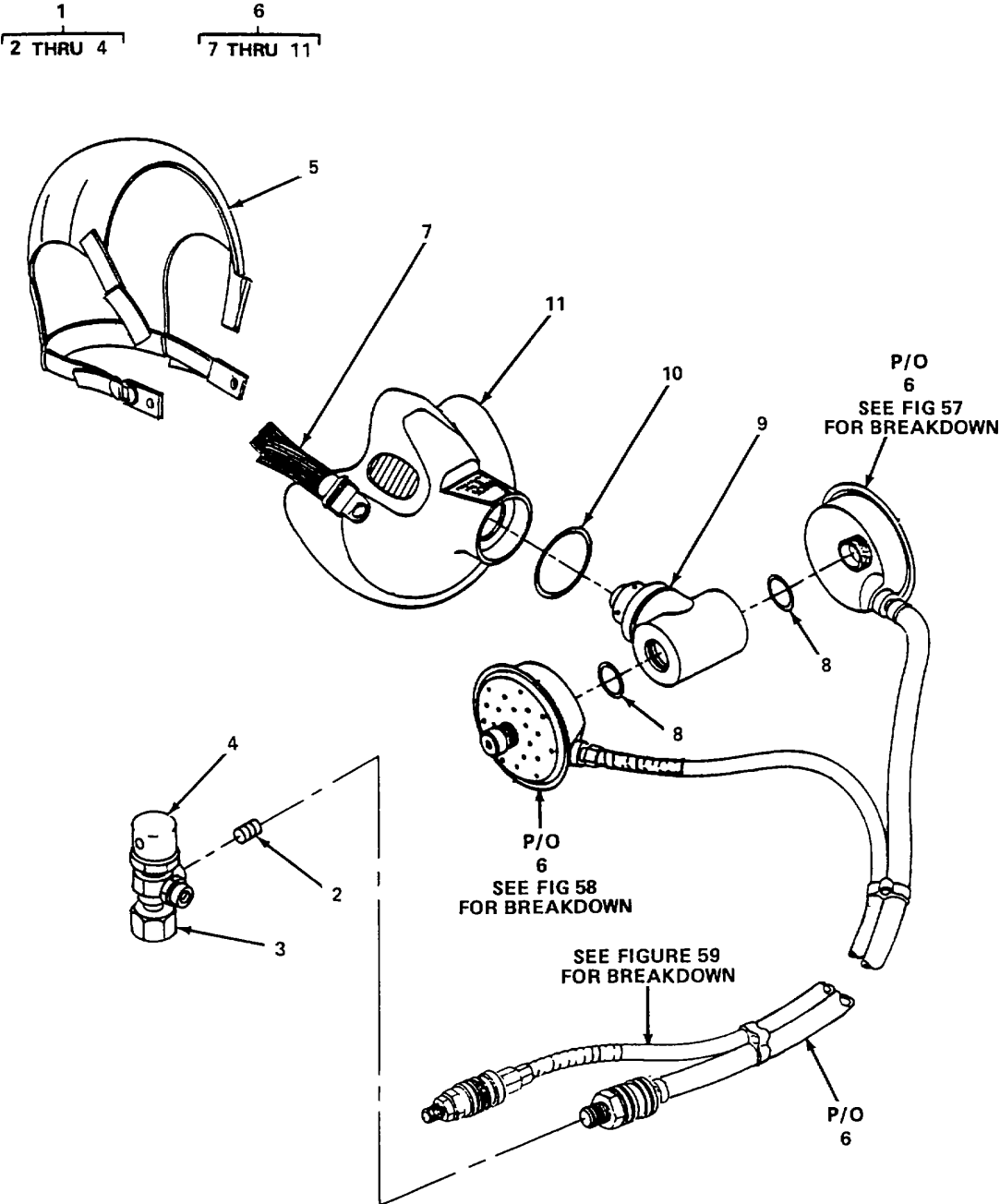


Figure 56. Inhalator Mask Assembly, O<sub>2</sub>



SECTION II

TM 5-4220-227-24P

(1) ITEM NO	(2) SMR CODE	(3) CAGE	(4) PART NUMBER	(5) DESCRIPTION AND USABLE ON CODES (UOC)	(6) QTY
GROUP 05 OXYGEN SYSTEM					
FIG. 56 INHALATOR MASK ASSEMBLY, O2					
1	PAFZZ	53655	801804-01	..REGULATOR, PRESSURE REDUCING .....	1
2		53655	6818-3	..PLUG, REGULATOR.....	1
3		53655	8580-00	..COUPLING, OXYGEN.....	1
4		53655	58370-00	..BODY, REGULATOR.....	1
5		53655	802240-02	..HEAD NET (OPTIONAL).....	1
6	PAOFF	6S753	801238-01	..INHALATOR MASK ASSEMBLY .....	6
7		53655	803115-01	..STRAP SET, HEAD.....	1
8	PAFZZ	53655	2800C125A	..PACKING, PREFORMED.....	2
9	PAFZZ	6S753	803100-01	..MANIFOLD ASSEMBLY.....	1
10	PAFZZ	53655	21506-01	..PACKING, PREFORMED.....	1
11	PAOZZ	53655	803152-01	..FACESEAL ASSEMBLY, MEDIUM SHORT .....	1
11	PAOZZ	53655	803152-02	..FACESEAL ASSEMBLY, MEDIUM.....	1
11	PAOZZ	53655	803152-03	..FACESEAL ASSEMBLY, MEDIUM LONG .....	1
11	PAOZZ	53655	803152-04	..FACESEAL ASSEMBLY, EXTRA-LONG.....	1
	PAFZZ	53655	803200-01	..KIT, RETROFIT (MEDIUM SHORT) .....	1
	PAFZZ	53655	803200-02	..KIT, RETROFIT (MEDIUM) .....	1
	PAFZZ	53655	803200-03	..KIT, RETROFIT (MEDIUM LONG) .....	1
	PAFZZ	53655	803200-04	..KIT, RETROFIT (EXTRA-LONG).....	1
END OF FIGURE					



Figure 57. Demand Regulator, O<sub>2</sub>

SECTION II

TM 5-4220-227-24P

(1) ITEM NO	(2) SMR CODE	(3) CAGE	(4) PART NUMBER	(5) DESCRIPTION AND USABLE ON CODES (UOC)	(6) QTY
GROUP 05 OXYGEN SYSTEM					
FIG. 57 DEMAND REGULATOR, O <sub>2</sub>					
1	PAFH	53655	800954-01	..REGULATOR ASSEMBLY, DEMAND .....	1
2		53655	26010-01	...CLAMP, COVER .....	1
3		53655	801276-00	...COVER, DEMAND REGULATOR.....	1
4	PAHZZ	53655	26004-01	...DIAPHRAGM, DEMAND.....	1
5		53655	13685-00	...CLAMP, VALVE.....	1
6	PAHZZ	6S753	13796-00	...SPRING, VALVE .....	1
7		53655	26021-01	...STEM, VALVE .....	1
8		53655	80095600	...CASE, REGULATOR, DEMAND .....	1
END OF FIGURE					

1  
2 THRU 7

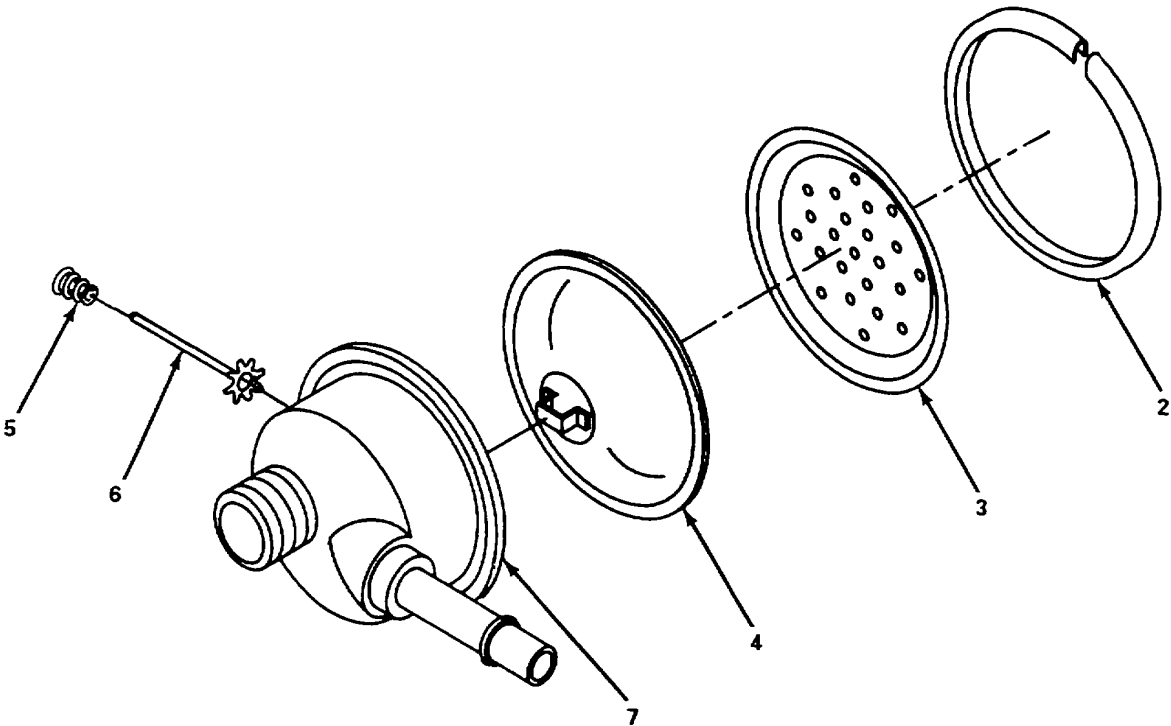


Figure 58. Exhaust Regulator, O<sub>2</sub>

SECTION II

TM 5-4220-227-24P

(1) ITEM NO	(2) SMR CODE	(3) CAGE	(4) PART NUMBER	(5) DESCRIPTION AND USABLE ON CODES (UOC)	(6) QTY
				GROUP 05 OXYGEN SYSTEM	
				FIG. 58 EXHAUST REGULATOR, O <sub>2</sub>	
1	PAFHH	53655	801274-00	..REGULATOR ASSEMBLY, EXHAUST.....	1
2		53655	26010-01	...CLAMP, COVER .....	1
3		53655	10003027	...COVER, EXHAUST REGULATOR.....	1
4	PAFZZ	53655	801272-00	...GUIDE, DIAPHRAGM AND STEM .....	1
5	PAHZZ	6S753	13796-00	...SPRING, VALVE .....	1
6		53655	800963-00	...VALVE, EXHALATION .....	1
7		53655	801275-00	...CASE, REGULATOR, EXHAUST.....	1
				END OF FIGURE	

1  
2 THRU 10

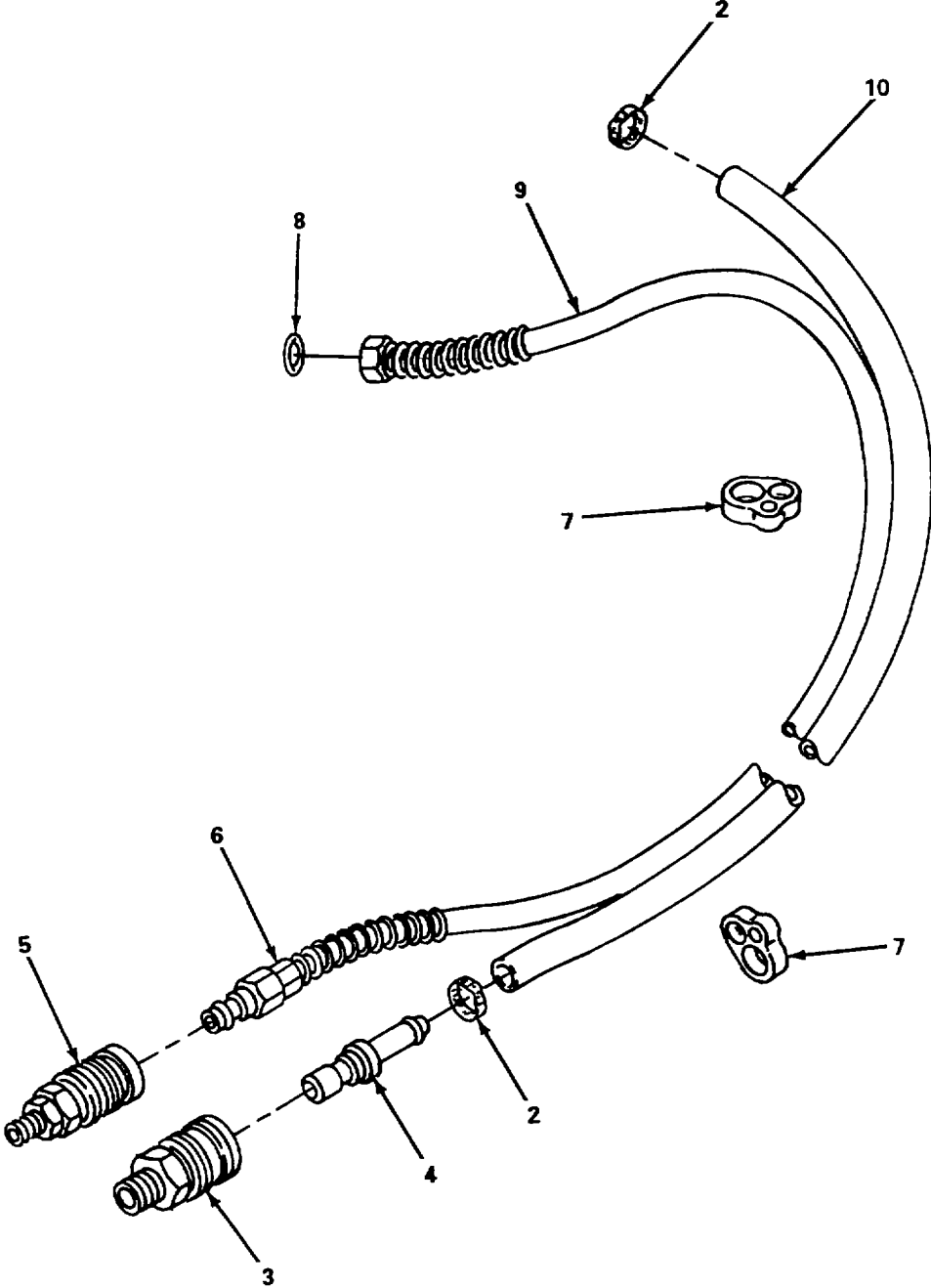


Figure 59. Dual Hose Assembly

SECTION II

TM 5-4220-227-24P

(1) ITEM NO	(2) SMR CODE	(3) CAGE	(4) PART NUMBER	(5) DESCRIPTION AND USABLE ON CODES (UOC)	(6) QTY
GROUP 05 OXYGEN SYSTEM					
FIG. 59 DUAL HOSE ASSEMBLY					
1	PAFFF	53655	803166-10	..HOSE ASSEMBLY, DUAL.....	1
2		53655	20433-00	...CLAMP, HOSE.....	2
3		53655	59853-00	...SOCKET, QUICK DISCONNECT .....	1
4		53655	59852-00	...PLUG, HOSE, EXHAUST.....	1
5		53655	18969-00	...SOCKET, QUICK DISCONNECT .....	1
6		53655	18970-00	...PLUG, HOSE, DEMAND .....	1
7	PAFZZ	6S753	10002573	...GROMMET, HOSE.....	3
8	PAFZZ	6S753	2827-49	...GASKET, HOSE, DEMAND.....	1
9	PAFZZ	53655	26037-10	...HOSE, DEMAND.....	1
10	PAFZZ	53655	59719-10	...HOSE, EXHAUST .....	1
END OF FIGURE					

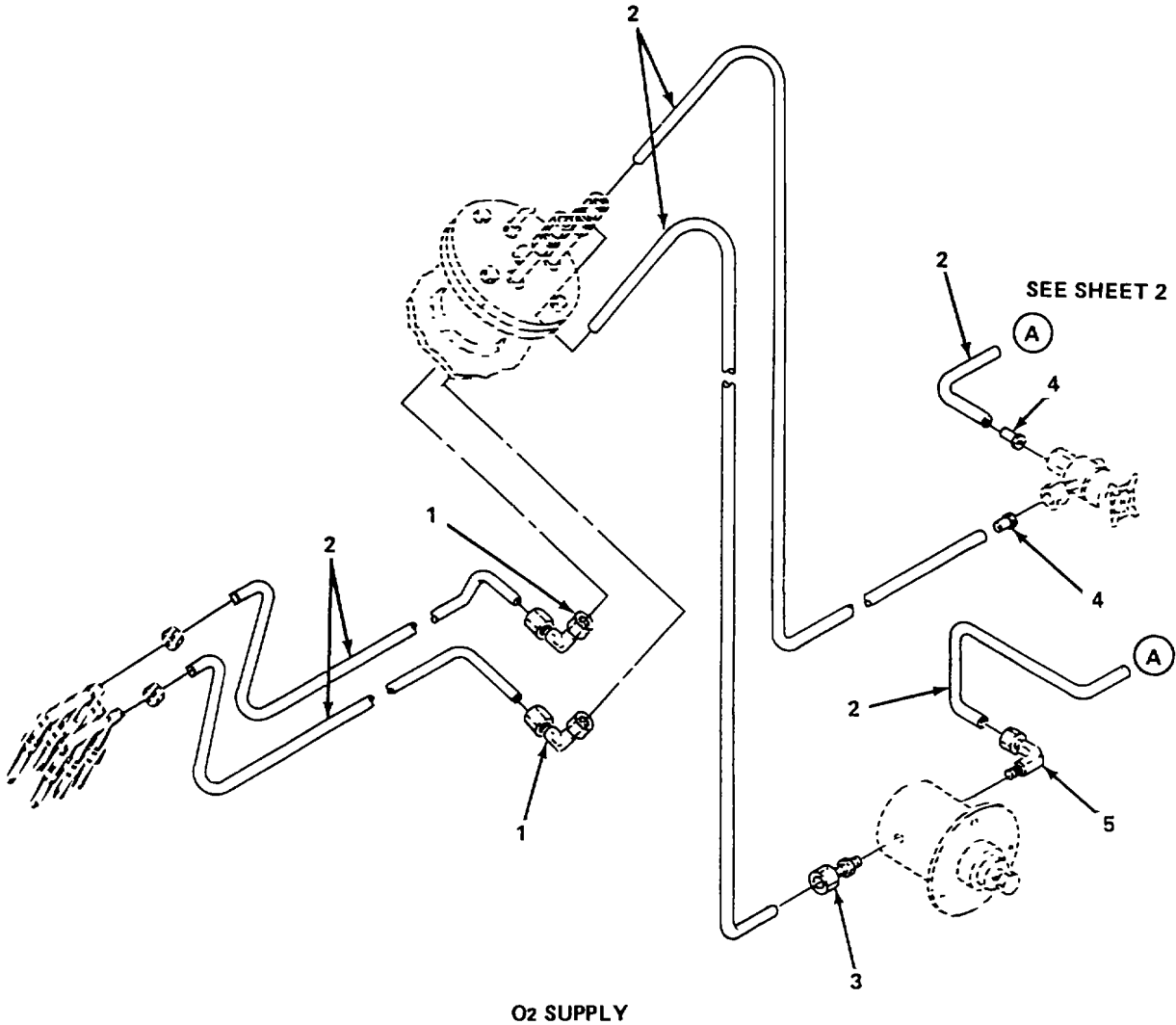


Figure 60. O<sub>2</sub> Piping (Sheet 1 of 2)



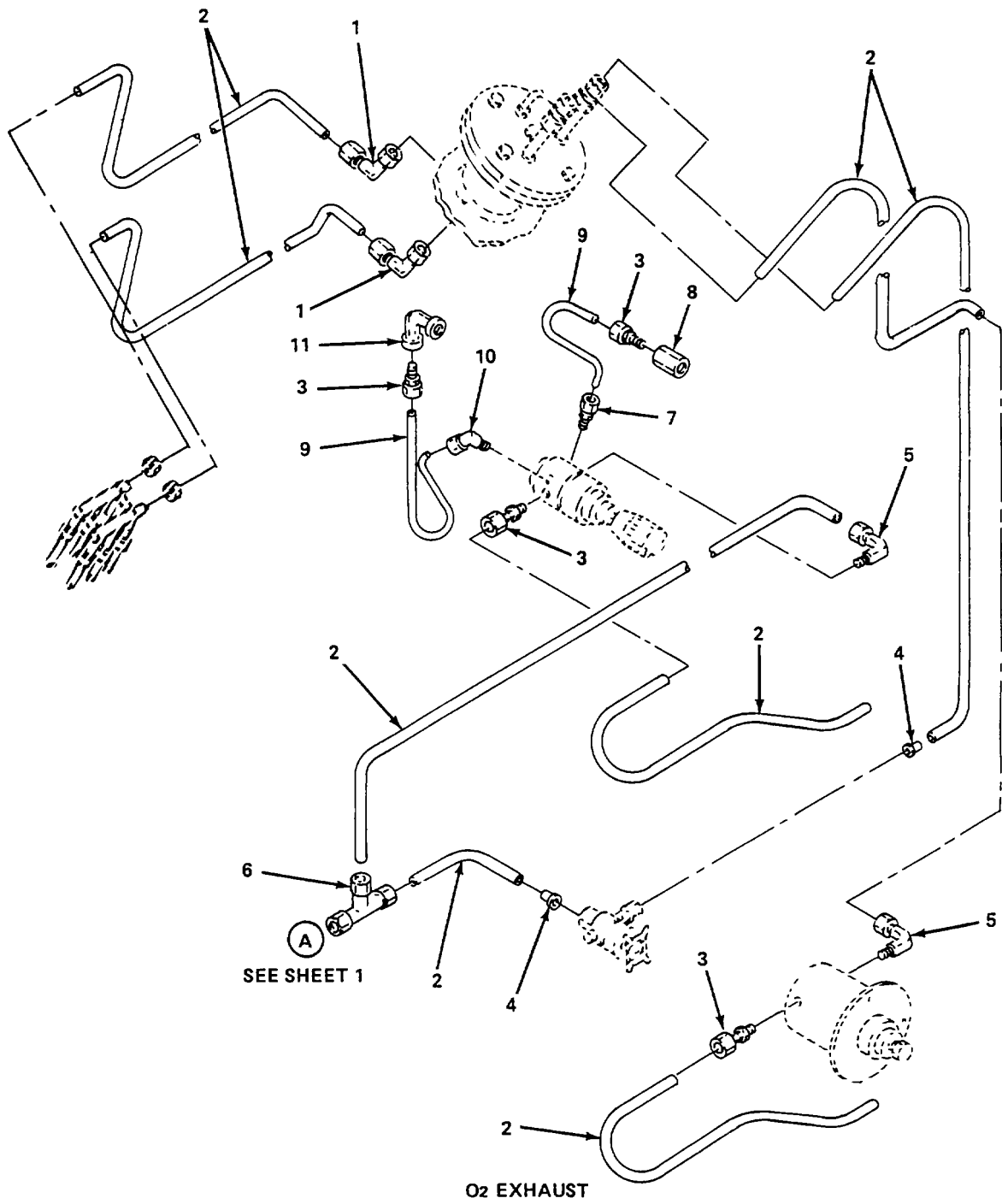


Figure 60. O<sub>2</sub> Piping (Sheet 2 of 2)

SECTION II

TM 5-4220-227-24P

(1) ITEM NO	(2) SMR CODE	(3) CAGE	(4) PART NUMBER	(5) DESCRIPTION AND USABLE ON CODES (UOC)	(6) QTY
				GROUP 05 OXYGEN SYSTEM	
				FIG. 60 O <sub>2</sub> PIPING	
1		12623	SS-810-9	.ELBOW, UNION, SWAGELOK .....	4
2		39428	5178K4	.TUBING, SST (304), 1/2 IN .....	V
3		12623	SS-810-1-OR	.CONNECTOR, STRAIGHT, O-SEAL.....	3
4		99565	H8541R-20-1/2-SS	.TAILPIECE, PIPE .....	4
5		12623	SS-810-2-8	.ELBOW, MALE .....	3
6		12623	SS-810-3	.TEE, UNION, SWAGELOK .....	1
7		12623	SS-400-1-8	.CONNECTOR, MALE.....	3
8		12623	SS-8-HCG	.COUPLING, HEX .....	1
9		39428	5178K2	.TUBING, SST (304), 1/4 IN .....	V
10		12623	SS-400-2-8	.ELBOW, REDUCING .....	1
11		12623	SS-8-E	.ELBOW .....	1
				END OF FIGURE	

4  
5 THRU 18

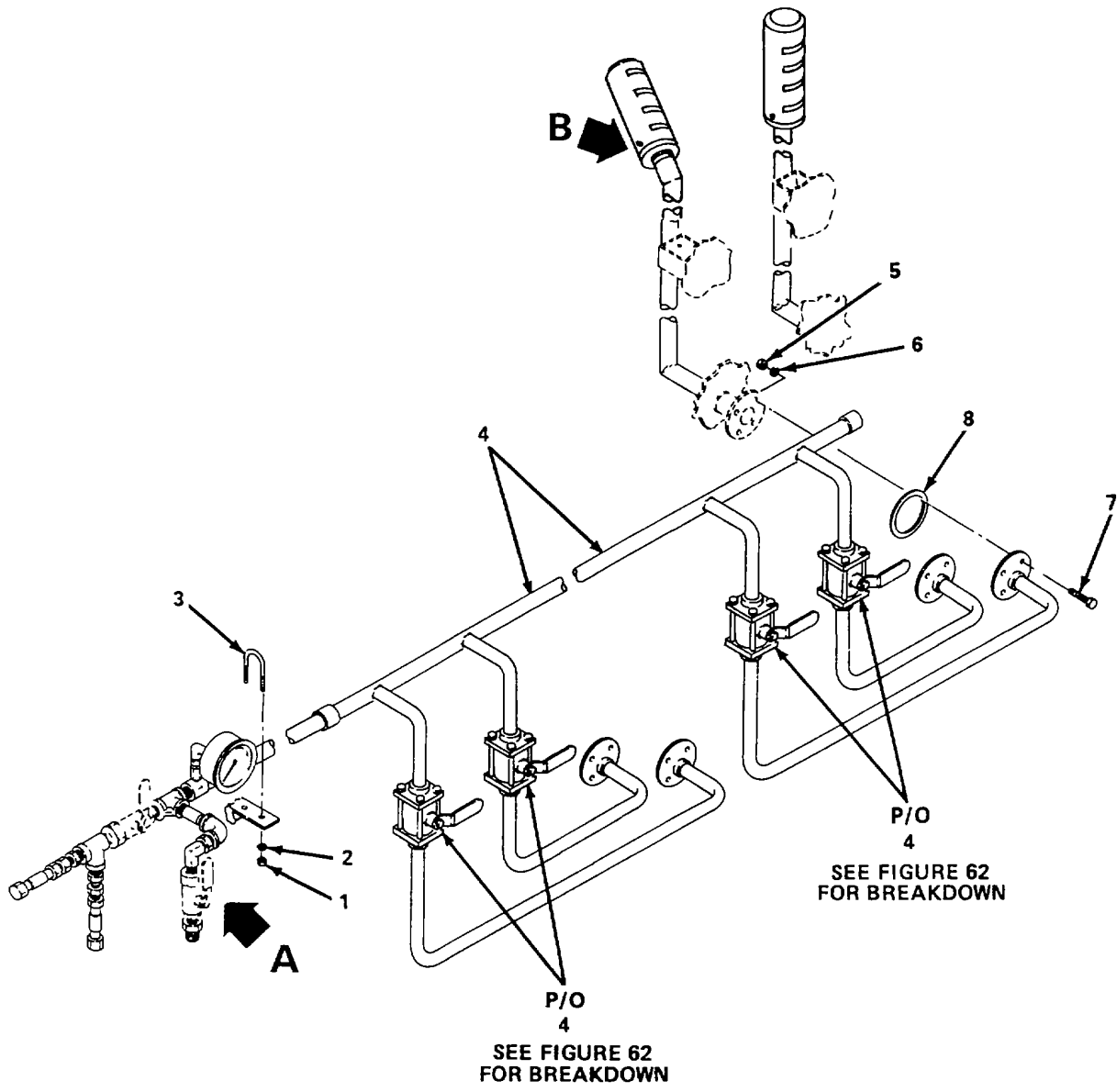
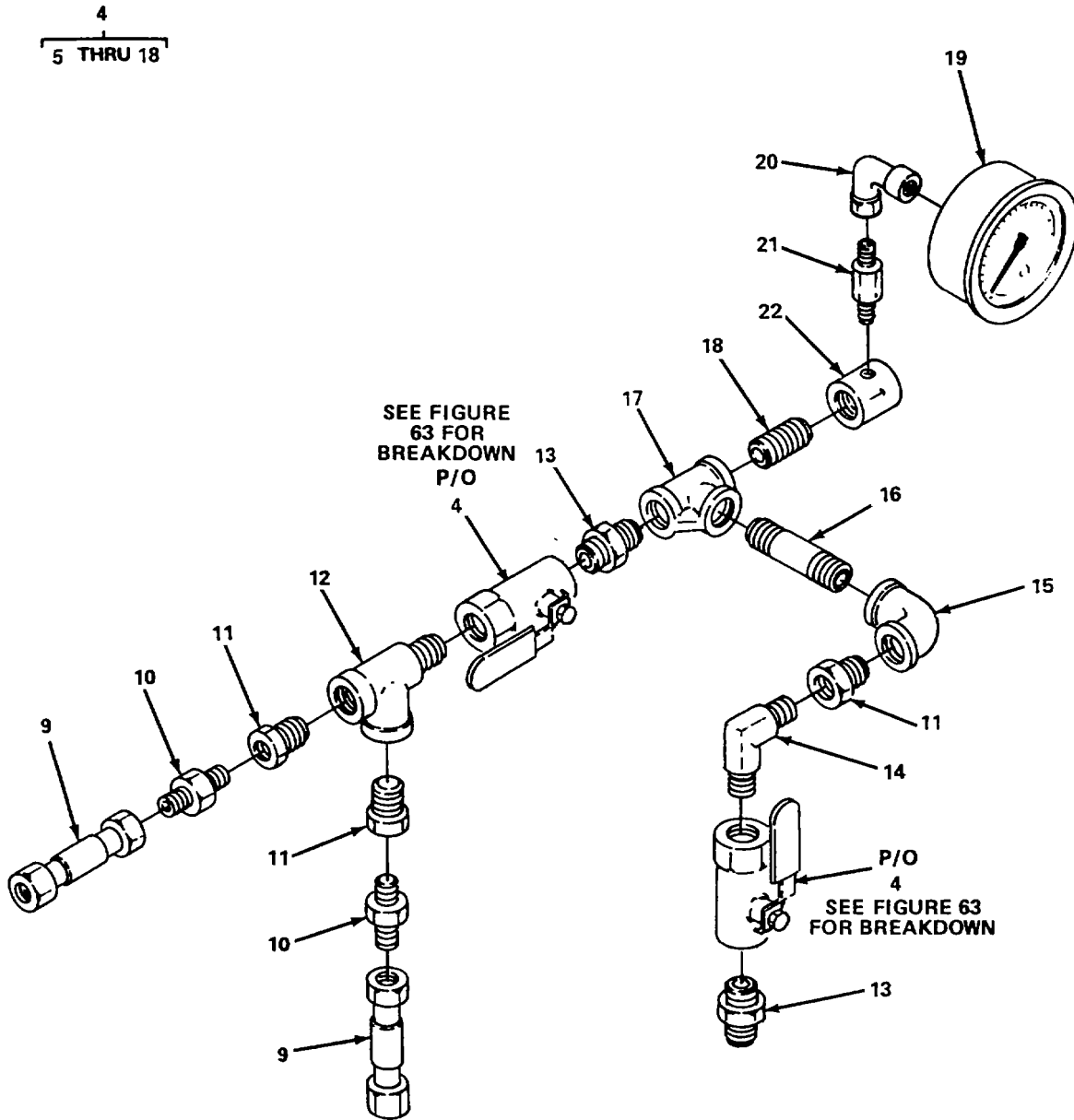


Figure 61. Air Supply Manifold (Sheet 1 of 3)



DETAIL A

Figure 61. Air Supply Manifold (Sheet 2 of 3)

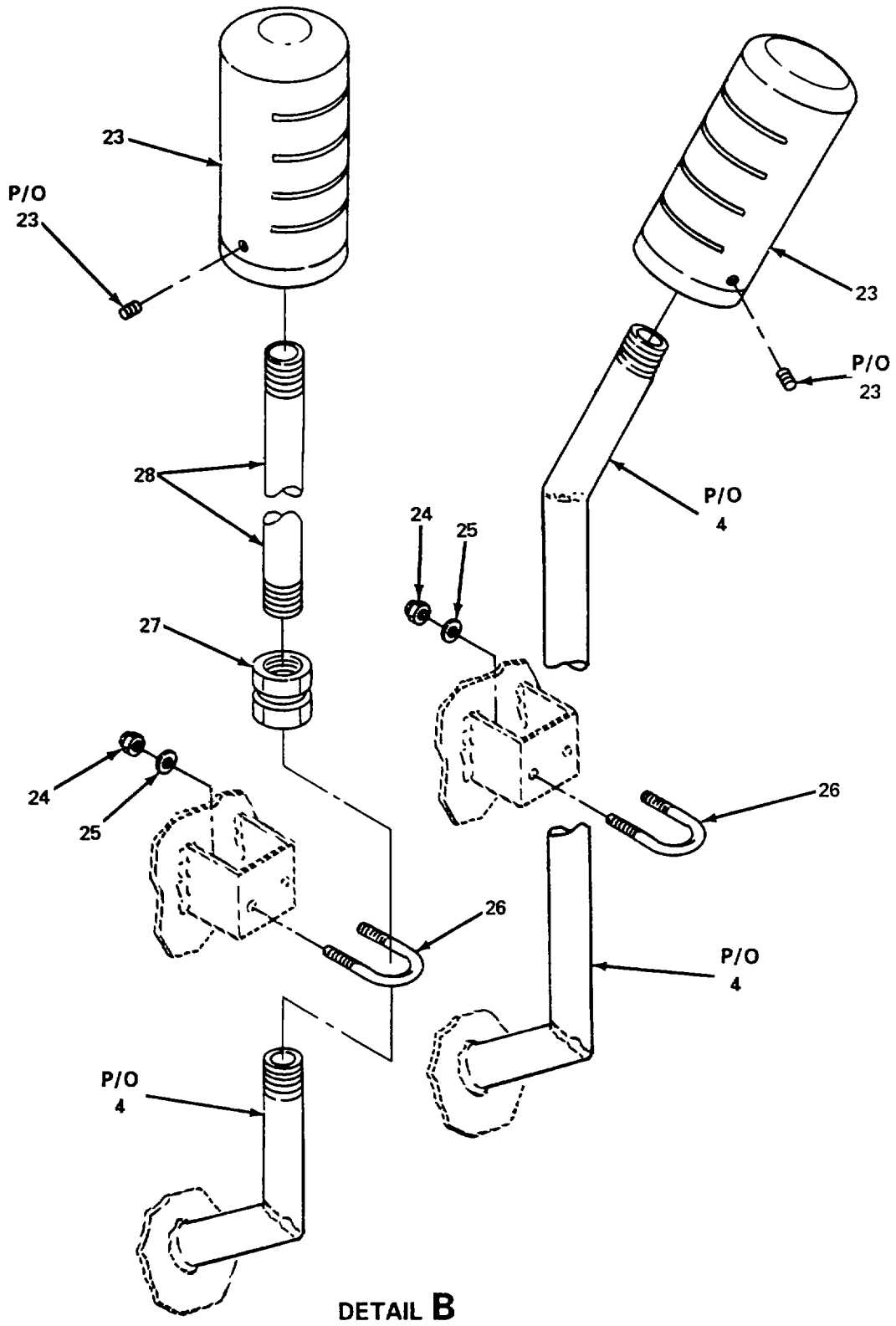


Figure 61. Air Supply Manifold (Sheet 3 of 3)

## SECTION II

TM 5-4220-227-24P

(1) ITEM NO	(2) SMR CODE	(3) CAGE	(4) PART NUMBER	(5) DESCRIPTION AND USABLE ON CODES (UOC)	(6) QTY
				GROUP 06 AIR SYSTEM	
				FIG. 61 AIR SUPPLY MANIFOLD	
1		96906	MS35650-3382	.NUT, HEX.....	6
2		96906	MS35338-46	.WASHER, LOCK.....	6
3		78640	21773	.U-BOLT.....	3
4	PBFFF	19879	C867-7311-81	.MANIFOLD ASSEMBLY, AIR SUPPLY.....	1
5		96906	MS35650-22	.NUT, HEX.....	16
6		96906	MS35338-143	.WASHER, LOCK.....	16
7		96906	MS35312-115	.BOLT, HEX.....	16
8	PAFZZ	19879	C867-7301ITEM80	.PACKING, PREFORMED.....	4
9		12623	NPN-27	.COUPLER, QUICK CONNECT.....	2
10		14819	112	.ADAPTER STRAIGHT, PIPE TO HOSE.....	2
11		12623	SS-16-RB-12	.BUSHING, REDUCING.....	3
12		12623	SS-12-ST	.TEE, STREET.....	1
13		12623	SS-12-A	.NIPPLE, HEX 1 IN, BRASS.....	2
14		12623	SS-12-ME	.ELBOW, MALE.....	1
15		12623	SS-16-E	.ELBOW, 900 MALE 1 INCH NPT.....	1
16		12623	SS-16-HLN-3.00	.NIPPLE, HEX LONG.....	1
17		19879	C867-7301-ITEM-27	.TEE.....	1
18		19879	C867-7301-ITEM-20	.NIPPLE, CLOSE.....	1
19	PAFZZ	38508	J1458	.GAGE, PRESSURE.....	1
20		12623	SS-4-ME	.ELBOW, 90° MALE.....	1
21		12623	SS-4-A	.ADAPTER.....	1
22		19879	C867-7301-ITEM-44	.COUPLER, REDUCING.....	1
23		90426	AA-8	.SILENCER, EXHAUST.....	2
24		96906	MS51922-5	.NUT, SELF LOCKING.....	8
25		96906	MS35335	.WASHER, FLAT.....	8
26		81361	B81-8-774-2	.U-BOLT.....	4
27		12623	SS-20HCG	.BUSHING, HEX.....	1
28		19879	NPN-28	.NIPPLE, 10 IN X 1 IN. ID, ALUM.....	2
				END OF FIGURE	

1  
2 THRU 14

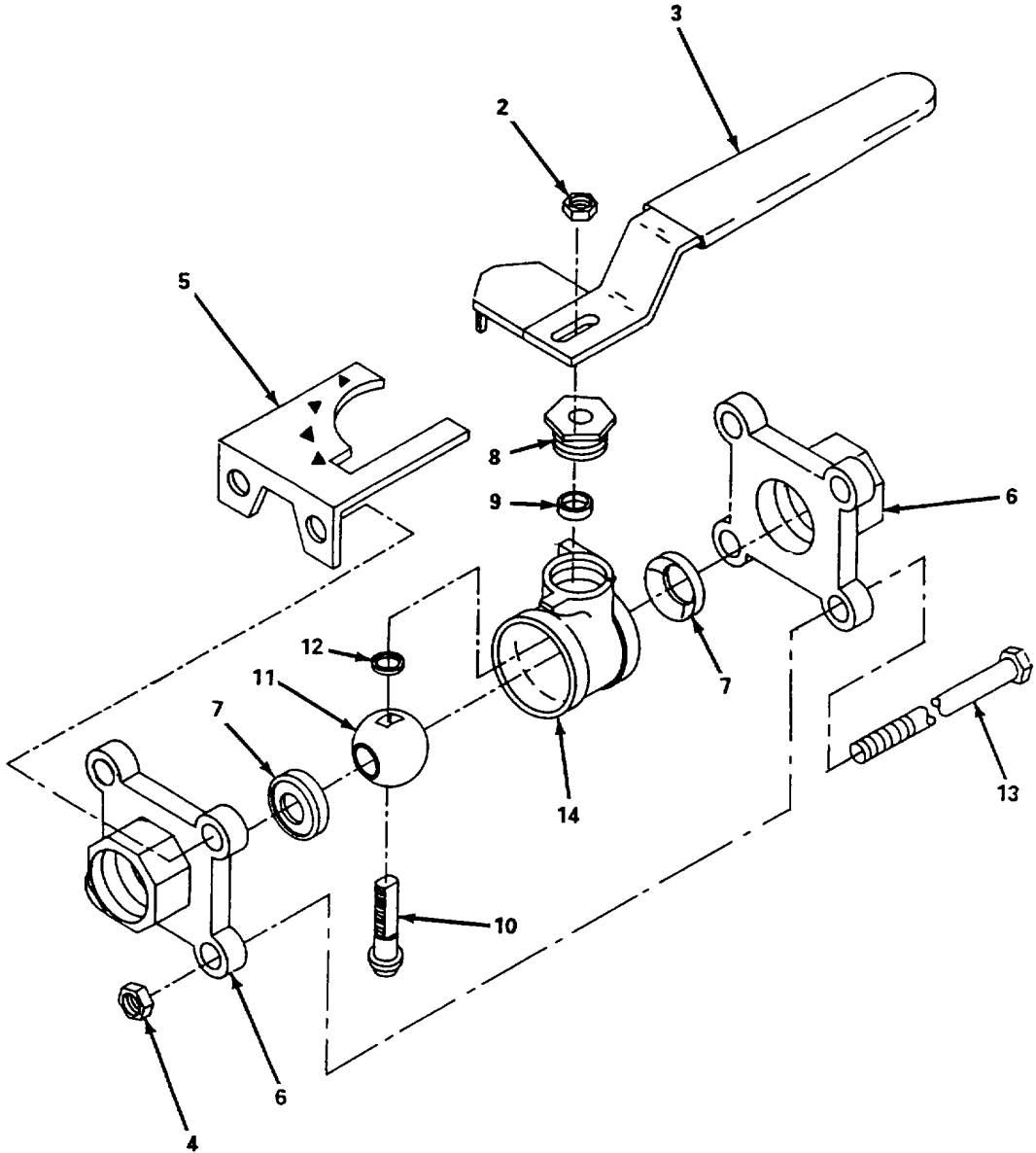


Figure 62. Air Supply Valve, 3/4 Inch

SECTION II

TM 5-4220-227-24P

(1) ITEM NO	(2) SMR CODE	(3) CAGE	(4) PART NUMBER	(5) DESCRIPTION AND USABLE ON CODES (UOC)	(6) QTY
				GROUP 06 AIR SYSTEM	
				FIG. 62 AIR SUPPLY VALVE, 3/4 Inch.	
1	PAFFF	57661	82-104	..BALL VALVE ASSEMBLY, 3/4 IN.....	1
2		57661	C-1540-00	...NUT, LEVER .....	1
3		57661	W-5644-00	...LEVER, VALVE .....	1
4		57661	C-1 566-00	...NUT, HEX.....	4
5		19879	C-867-9912-3	...TAG, INDICATOR, VALVE .....	1
6		57661	L-3813-05	...CAP, END, BODY .....	2
7	PAFZZ	57661	D-1937-00	...SEAT, BALL, PART OF KIT P/N 82-00401.....	2
8		57661	B-1298-06	...NUT, GLAND.....	1
9	PAFZZ	57661	D-178100	...PACKING, PART OF KIT P/N 82-00401.....	1
10		57661	G-239806	...STEM, VALVE.....	1
11	PAFZZ	57661	K-3125-11	...BALL .....	1
12	PAFZZ	57661	D178500	...BEARING, PART OF KIT P/N 82-00401.....	1
13		57661	B-1420-00	...BOLT, BODY.....	4
14		57661	U-5368-05	...BODY, VALVE.....	1
	PAFZZ	72219	82-004-01	KIT, 3/4 INCH BALL VALVE PARTS..... SEAT, BALL (2) 62-7 PACKING (2) 62-9 BEARING (2) 62-12	1
				END OF FIGURE	



1  
2 THRU 11

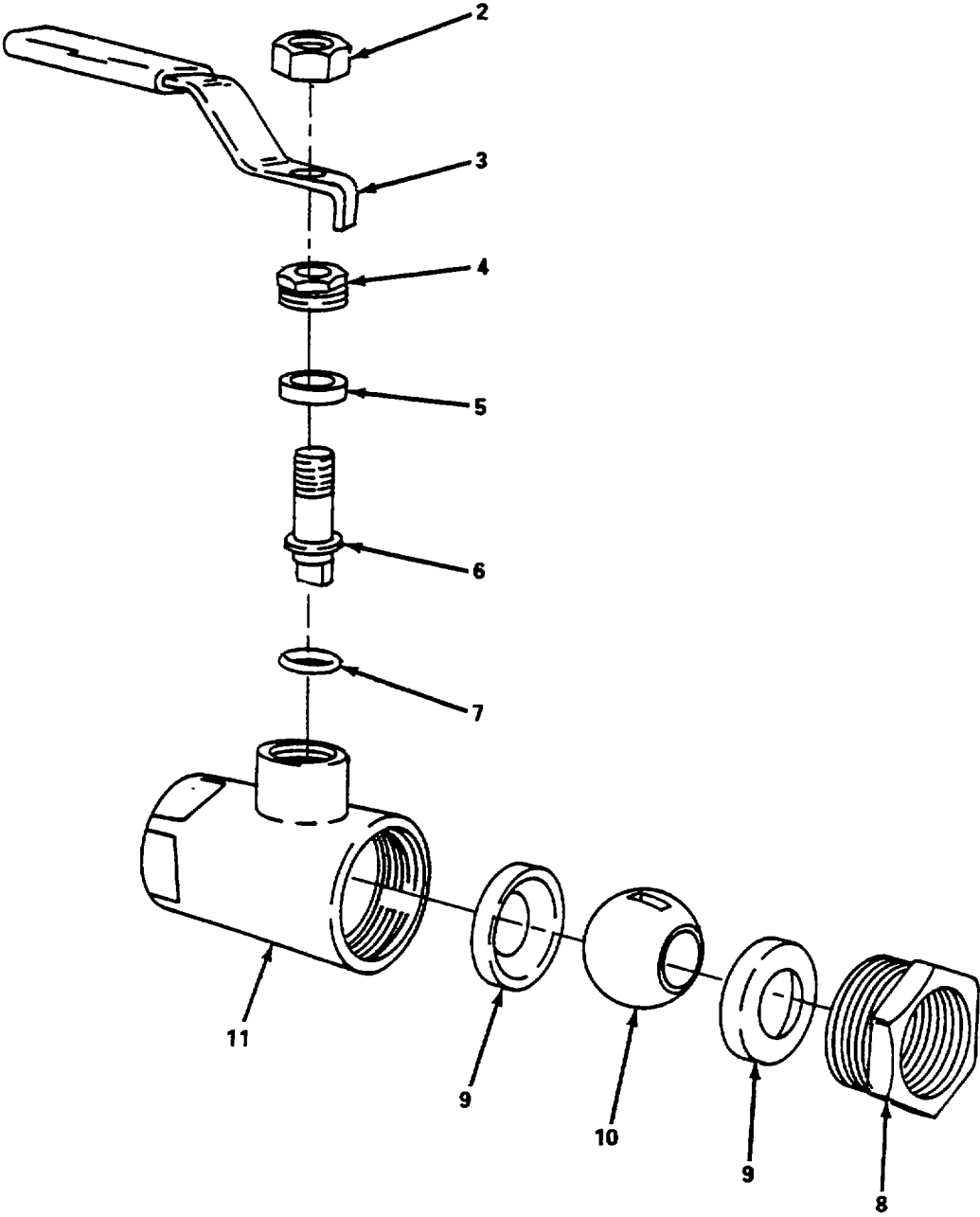


Figure 63. Air Supply Valve, 1 Inch

SECTION II

TM 5-4220-227-24P

(1) ITEM NO	(2) SMR CODE	(3) CAGE	(4) PART NUMBER	(5) DESCRIPTION AND USABLE ON CODES (UOC)	(6) QTY
				GROUP 06 AIR SYSTEM	
				FIG. 63 AIR SUPPLY VALVE, 1 Inch	
1	PAFFF	72219	70-105	..VALVE, BALL, 1 INCH.....	2
2		72219	70-105-9	...NUT, LEVER .....	1
3		72219	70-105-1	...LEVER AND GRIP .....	1
4		72219	70-105-7	...NUT, GLAND.....	1
5	PAFZZ	72219	70-105-3	...BEARING, STEM, PART OF KIT P/N..... 70-105-01 KIT	1
6		72219	70-105-8	...STEM.....	1
7	PAFZZ	72219	70-105-2	...PACKING, STEM, PART OF KIT P/N..... 70-105-01 KIT	1
8	PAFZZ	72219	70-105-6	...RETAINER .....	1
9	PAFZZ	72219	70-105-5	...SEAT, BALL, PART OF KIT P/N 70-105-01 KIT .....	2
10	PAFZZ	72219	70-105-4	...BALL, VALVE.....	1
11		72219	70-105-11	...BODY, VALVE .....	1
	PAFZZ	72219	70-105-01KIT	KIT, 1 BALL VALVE PARTS..... BEARING, STEM (1) 63-5 PACKING, STEM (1) 63-7 SEAT, BALL (2) 63-9	1
				END OF FIGURE	

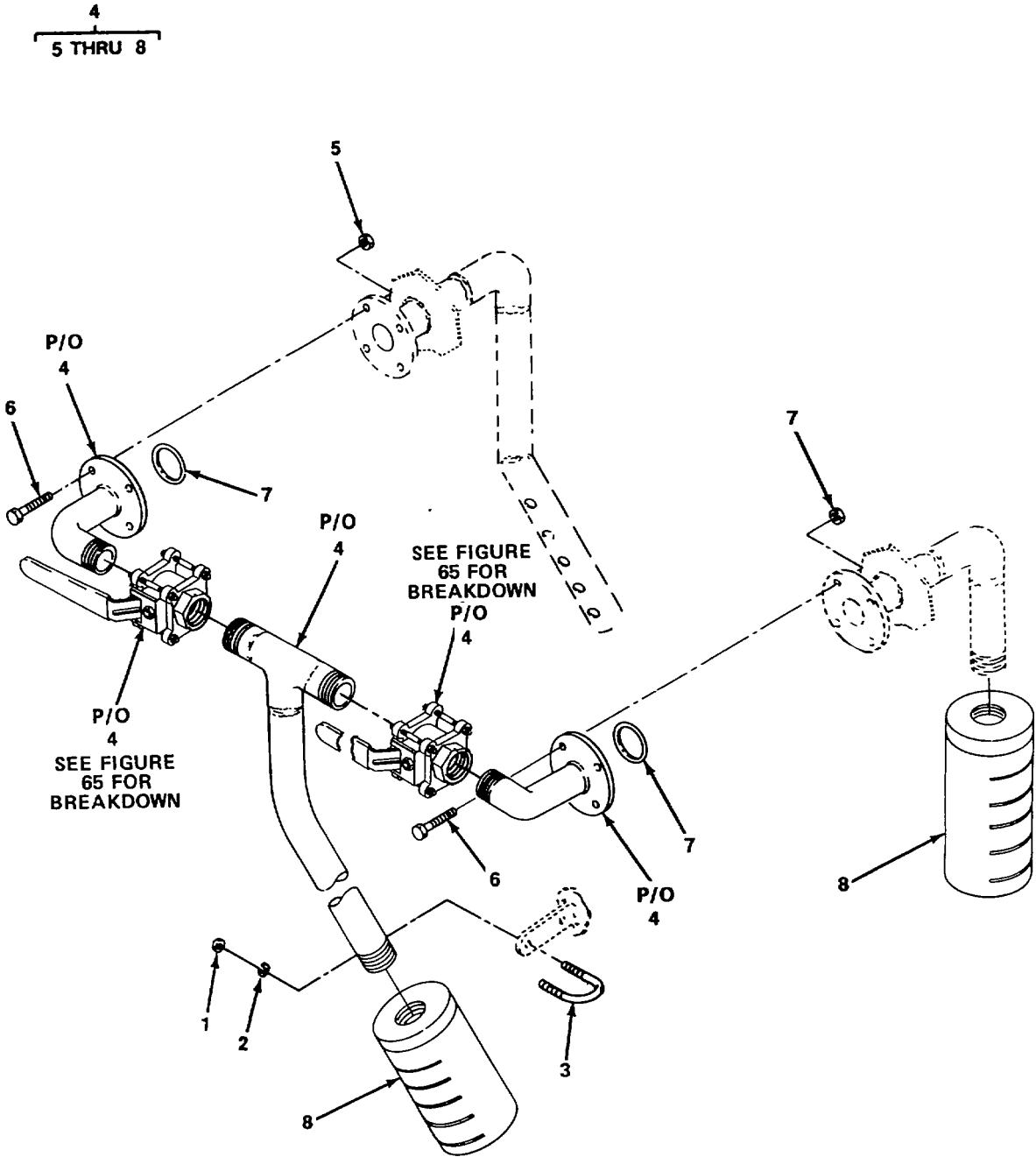


Figure 64. Air Exhaust Manifold

SECTION II

TM 5-4220-227-24P

(1) ITEM NO	(2) SMR CODE	(3) CAGE	(4) PART NUMBER	(5) DESCRIPTION AND USABLE ON CODES (UOC)	(6) QTY
				GROUP 06 AIR SYSTEM	
				FIG. 64 AIR EXHAUST MANIFOLD	
1		96906	MS35650-3382	.NUT.....	4
2		96906	MS35338-46	.WASHER, LOCK.....	4
3		78640	21773	.U-BOLT .....	2
4	PBFFF	19879	C867-7311-61	.EXHAUST MANIFOLD, AIR .....	2
5		19879	C867-7301-ITEM-54	..NUT, HEX.....	16
6		19879	C867-7301-ITEM-53	..BOLT, HEX.....	16
7	PAFZZ	19879	C867-7301-ITEM-82	..PACKING, PREFORMED.....	4
8		90426	NO AA-10	..SILENCER, EXHAUST.....	4
				END OF FIGURE	

1  
2 THRU 14

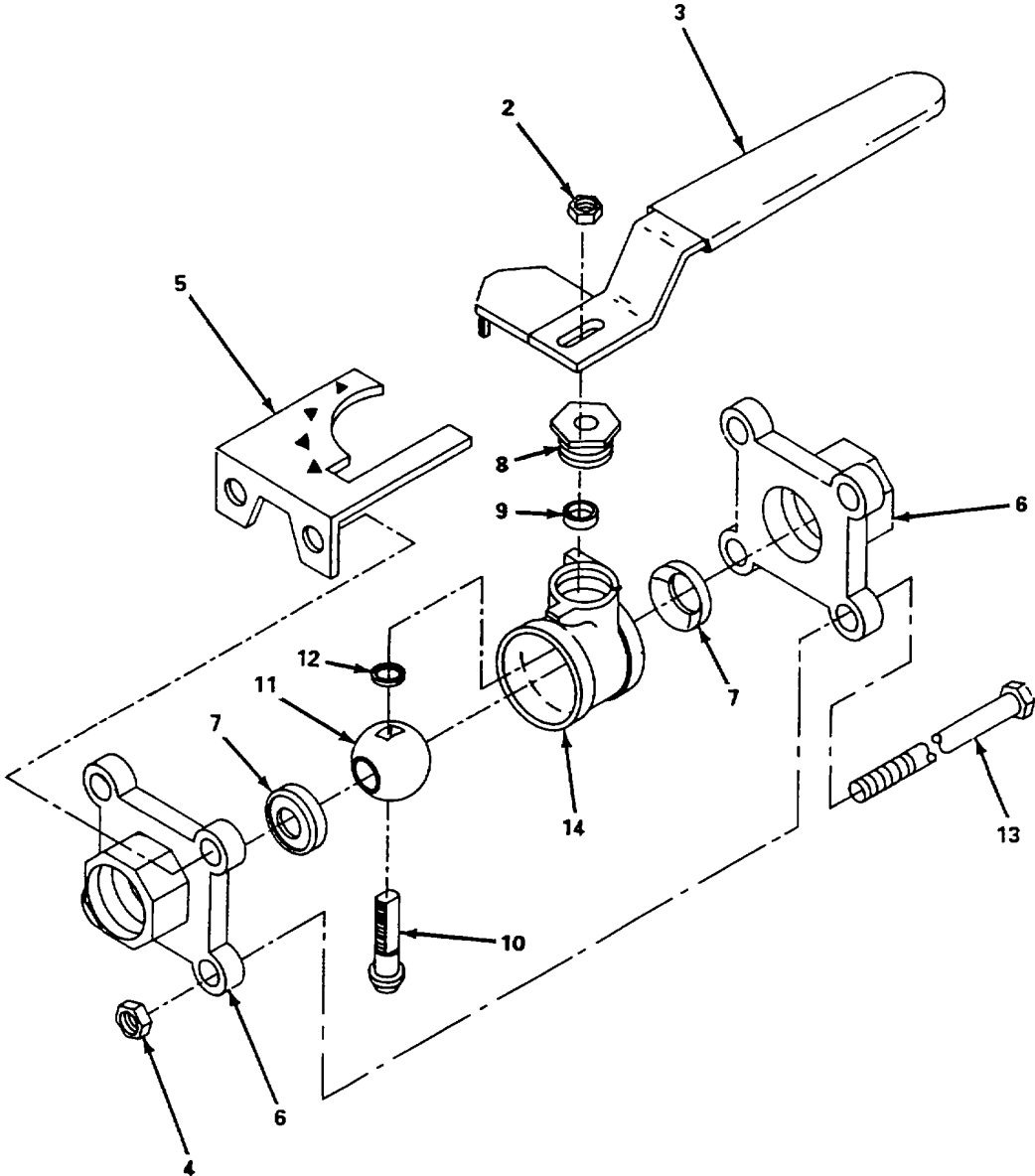


Figure 65. Air Exhaust Valve, 1 1/4 Inches

SECTION II

TM 5-4220-227-24P

(1) ITEM NO	(2) SMR CODE	(3) CAGE	(4) PART NUMBER	(5) DESCRIPTION AND USABLE ON CODES (UOC)	(6) QTY
				GROUP 06 AIR SYSTEM	
				FIG. 65 AIR EXHAUST VALVE, 1 1/4 inches	
1	PAFFF	72219	82-106	..VALVE ASSEMBLY, BALL .....	1
2		72219	C-1503-00	...NUT, LEVER .....	1
3		72219	W-5648-00	...LEVER, VALVE .....	1
4		72219	C-1567-00	...NUT, HEX .....	4
5		19879	C867-9912-3	...TAG, INDICATOR, VALVE .....	1
6		72219	L-3815-05	...CAP, END, BODY .....	2
7	PAFZZ	72219	D-1939-00	...SEAT, BALL, PART OF KIT P/N 82-006-01.....	2
8		72219	B-1299-06	...NUT, GLAND.....	1
9	PAFZZ	72219	D-1786-00	...BEARING, PART OF KIT P/N 82-00601 .....	1
10		72219	G-2399-06	...STEM, VALVE 1 .....	1
11	PAFZZ	72219	K-3042-11	...BALL .....	1
12	PAFZZ	72219	D-1782-00	...PACKING, PREFORMED, PART OF KIT .....	1
				P/N 82-006-01	
13		72219	B-1422-00	...BOLT, BODY.....	4
14		72219	U-5370-05	...BODY, VALVE.....	1
	PAFZZ	72219	82-006-01	KIT, 1/4 BALL VALVE PARTS..... SEAT, BALL (2) 65-7 BEARING (1) 65-9 PACKING, PREFORMED (1) 65-12	1
				END OF FIGURE	

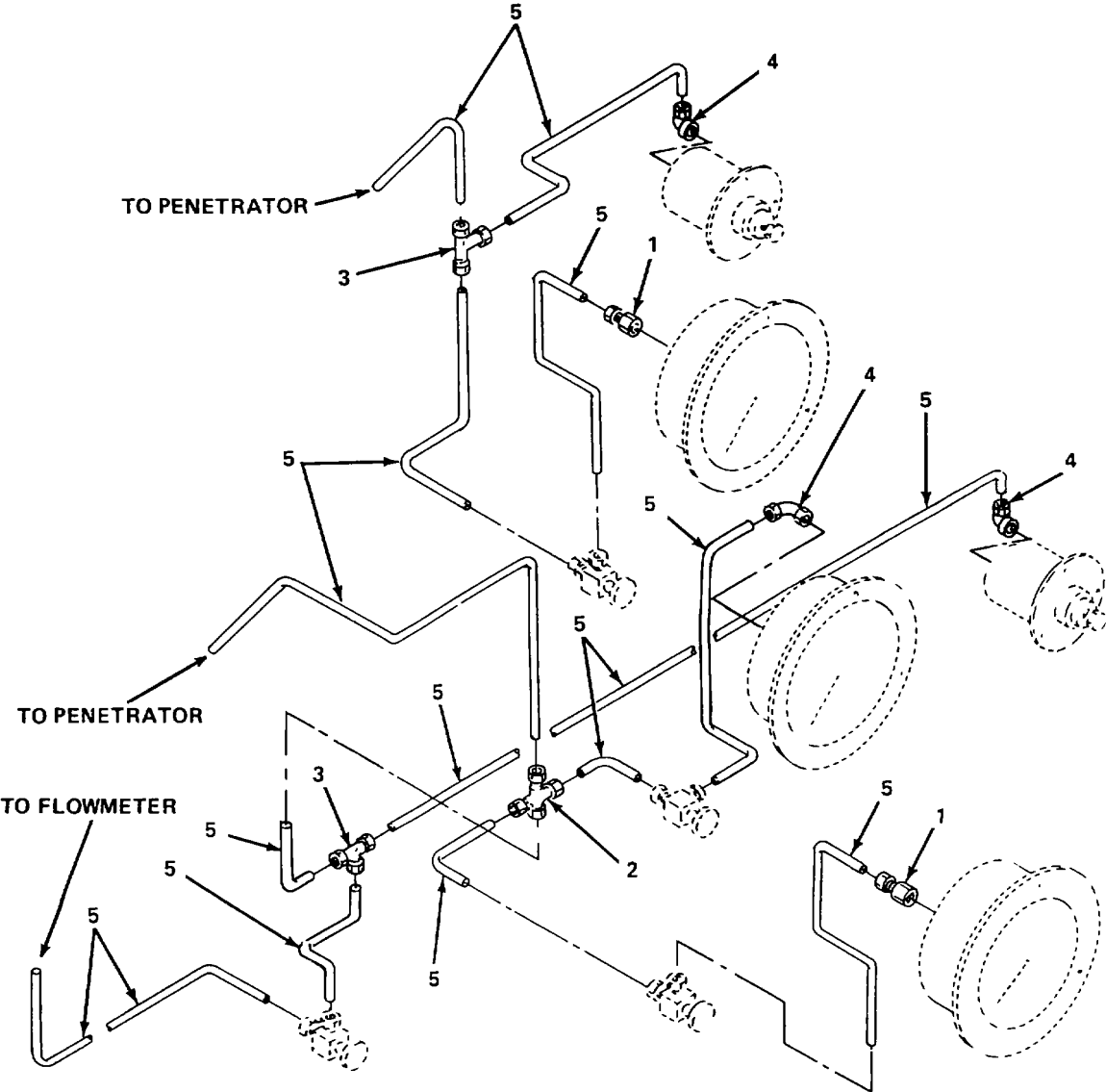


Figure 66. Air Piping

SECTION II

TM 5-4220-227-24P

(1) ITEM NO	(2) SMR CODE	(3) CAGE	(4) PART NUMBER	(5) DESCRIPTION AND USABLE ON CODES (UOC)	(6) QTY
				GROUP 06 AIR SYSTEM	
				FIG. 66 AIR PIPING	
1		12623	SS-400-74RG	.CONNECTOR, FEMALE, SWAGELOK.....	2
2		12623	SS-400-4	.CROSS, UNION, SWAGELOK.....	1
3		12623	SS-400 3	.TEE, UNION, SWAGELOK.....	2
4		12623	SS-400-9	.ELBOW, UNION, SWAGELOK.....	3
5		78821	M1LT8506	.TUBING, SST (304) 1/4 in .....	V
				END OF FIGURE	



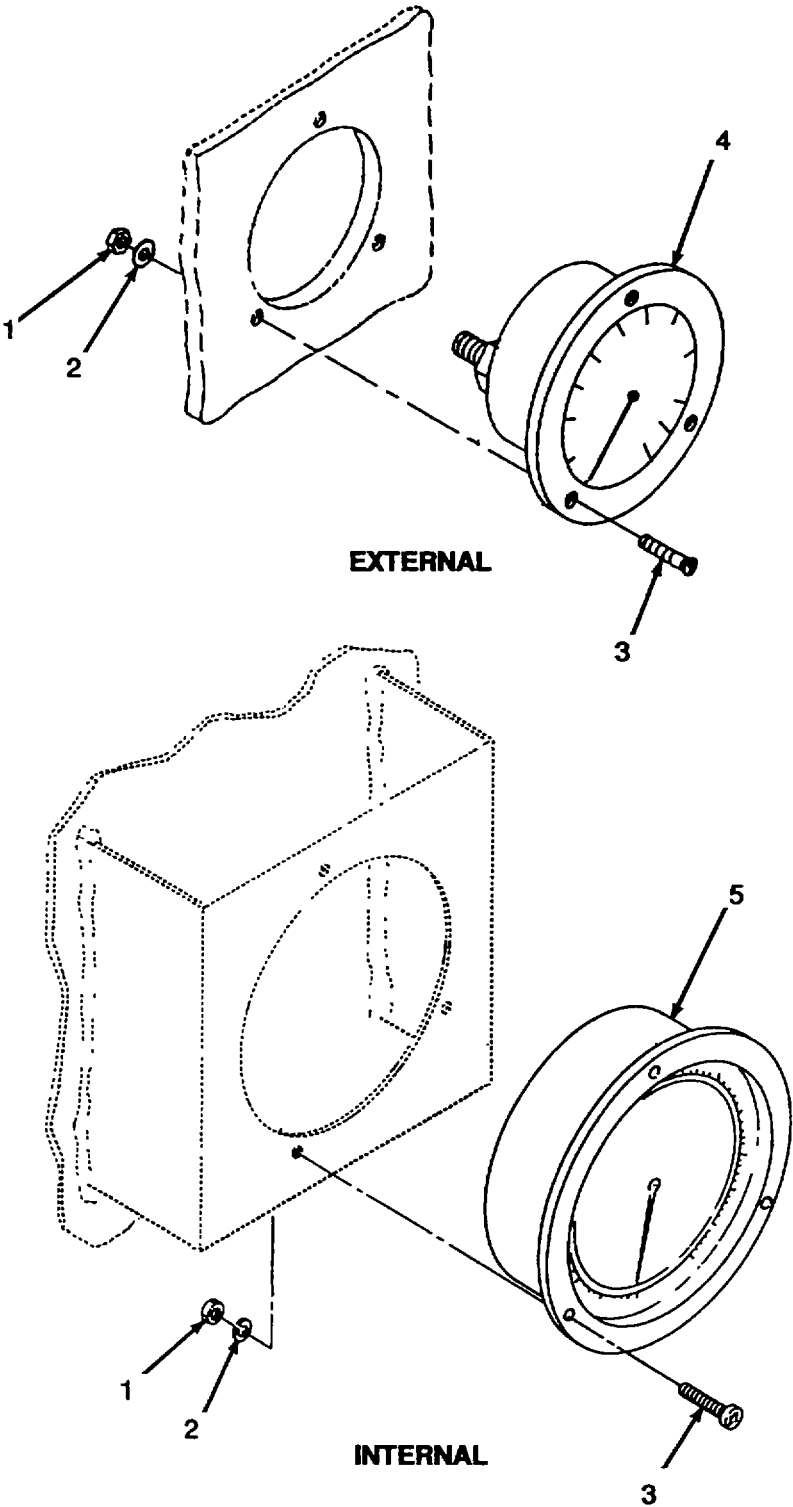


Figure 67. Depth and Caisson Gauges

SECTION II

TM 5-4220-227-24P

(1) ITEM NO	(2) SMR CODE	(3) CAGE	(4) PART NUMBER	(5) DESCRIPTION AND USABLE ON CODES (UOC)	(6) QTY
				GROUP 07 DEPTH GAUGES	
				FIG. 67 DEPTH AND CAISSON GAUGES	
1		96906	MS16286-1	.NUT,HEX.....	6
2		96906	MS35335139	.WASHER, LOCK.....	6
3		96906	MS35219-32	.SCREW, ROUND HEAD .....	6
4	PAFZZ	19879	C867-7307	.GAGE, DEPTH, 0250 .....	3
5	PAFZZ	52159	25646-23N21 FAK	.GAGE, PRESSURE, CAISSON, 0-250.....	2
				END OF FIGURE	

SECTION II

TM 5-4220-227-24P

(1) ITEM NO	(2) SMR CODE	(3) CAGE	(4) PART NUMBER	(5) DESCRIPTION AND USABLE ON CODES (UOC)	(6) QTY
				GROUP 08 BULK	
				FIG. 68 BULK MATERIALS LIST	
1	PAHZZ	39428	8122A19	ANGLE, ALUMINUM, 12 FT LENGTH ..... 1 IN. X 1 IN. X 1/8 IN.	AR
2	PAOZZ	81349	QQ-A-200/9	CHANNEL, ALUMINUM, 3 IN. X 1 1/2 IN. X..... 1 1/2 IN.	AR
3	PAHZZ	81349	M5086/1-16-0	WIRE, ELECTRICAL, 16 AWG, BLACK .....	AR
4	PAHZZ	81349	M5086/1-16-1	WIRE, ELECTRICAL, 16 AWG, BROWN.....	AR
5	PAHZZ	81349	M5086/1-16-2	WIRE, ELECTRICAL, 16 AWG, RED .....	AR
6	PAHZZ	81349	M5086/1-16-3	WIRE, ELECTRICAL, 16 AWG, ORANGE .....	AR
7	PAHZZ	81349	M5086/1-16-4	WIRE, ELECTRICAL, 16 AWG, YELLOW.....	AR
8	PAHZZ	81349	M5086/1-16-5	WIRE, ELECTRICAL, 16 AWG, GREEN.....	AR
9	PAHZZ	81349	M5086/1-16-6	WIRE, ELECTRICAL, 16 AWG, BLUE.....	AR
10	PAHZZ	81349	M5086/1-16-7	WIRE, ELECTRICAL, 16 AWG, VIOLET.....	AR
11	PAHZZ	81349	M5086/1-16-8	WIRE, ELECTRICAL, 16AWG, GRAY.....	AR
12	PAHZZ	81349	M5086/1-16-9	WIRE, ELECTRICAL, 16 AWG, WHITE .....	AR
13	PAHZZ	81349	M5086/1-18-0	WIRE, ELECTRICAL, 18 AWG, BLACK.....	AR
14	PAHZZ	81349	M5086/1-18-1	WIRE, ELECTRICAL, 18 AWG, BROWN.....	AR
15	PAHZZ	81349	M5086/1-18-2	WIRE, ELECTRICAL, 18 AWG, RED .....	AR
16	PAHZZ	81349	M5086/1-18-3	WIRE, ELECTRICAL, 18 AWG, ORANGE .....	AR
17	PAHZZ	81349	M5086/1-18-4	WIRE, ELECTRICAL, 18 AWG, YELLOW .....	AR
18	PAHZZ	81349	M5086/1-18-5	WIRE, ELECTRICAL, 18 AWG, GREEN .....	AR
19	PAHZZ	81349	M5086/1-18-6	WIRE, ELECTRICAL, 18 AWG, BLUE.....	AR
20	PAHZZ	81349	M5086/1-18-7	WIRE, ELECTRICAL, 18 AWG, VIOLET.....	AR
21	PAHZZ	81349	M5086/1-18-8	WIRE, ELECTRICAL, 18 AWG, GRAY .....	AR
22	PAHZZ	81349	M5086/1-18-9	WIRE, ELECTRICAL, 18 AWG, WHITE .....	AR
				END OF FIGURE	

**CROSS-REFERENCE INDEXES**  
**NATIONAL STOCK NUMBER INDEX**

STOCK NUMBER	FIG.	ITEM	STOCK NUMBER	FIG.	ITEM
9540-00-060-8336	BULK	2	5995-01-068-1188	45	17
4820-00-148-8584	63		5340-01-468-5590	45	
5330-00-166-0993	10	4	5945-01-469-5684	22	14
5920-00-199-9498	45	13	5330-01-073-5003	63	
5995-00-243-2793	31	11	4820-01-076-4528	27	3
5330-00-245-9001	52	11	6145-01-099-8029	BULK	5
6145-00-248-4932	BULK	3	6145-01-099-8030	BULK	6
4240-00-248-5427	58	4	6145-01-099-8031	BULK	8
5935-00-257-9663	42	34	5330-01-102-8916	51	15
6250-00-284-0481	41	10	7025-01-113-7609	31	7
8120-00-285-1575	48	29	4820-01-128-9629	16	
9510-00-287-2939	7	6	4240-01-132-9210	58	1
6250-00-295-2738	41	20	4820-01-133-8687	65	1
6250-00-299-2884	41	11	5950-01-138-3336	45	5
4320-00-351-7419	24	1	4320-01-138-6504	24	7
6685-00-431-4895	67	5	4820-01-143-1606	52	16
4820-00-462-1973	5	3	5330-01-144-2249	52	8
4820-00-462-1973	53	1	4820-01-144-2438	52	7
5330-00-489-3518	24	4	5330-01-171-4821	32	16
6250-00-569-9502	41	18	4820-01-161-0696	50	
6145-00-578-6072	BULK	12	4240-01-172-3912	56	11
6145-00-578-7518	BULK	22	4240-01-172-3913	56	11
6240-00-583-3668	41	7	4240-01-172-3914	56	11
6685-00-812-9169	48	14	4240-01-172-3915	56	11
4710-00-824-1329	66	5	4240-01-172-3917	57	4
5965-00-840-8849	47	1	5330-01-172-4140	56	10
6685-00-861-5445	26	6	5910-01-172-8454	22	19
5330-00-892-4198	10	7	3120-01-178-1439	65	9
5330-00-892-4198	11	10	4130-01-191-5069	20	1
5920-00-892-9092	42	31	4130-01-191-5069	21	1
6145-00-946-1361	BULK	9	3040-01-204-7895	16	3
6210-00-990-5556	41	1	3120-01-205-4382	62	12
5330-01-005-0521	12	3	4820-01-209-4401	16	1
3120-01-011-4989	24	6	5330-01-209-7790	16	8
5950-01-011-6590	33	8	4220-01-210-4554	9	1
5935-01-012-3080	41	17	5330-01-210-5691	13	4
5935-01-013-2410	44	14	5330-01-210-5691	14	5
5935-01-013-2411	44	17	6685-01-210-5698	67	4
5935-01-025-7024	42	33	6685-01-210-5699	49	4
5930-00-901-0716	25	6	6685-01-210-6572	49	3
5330-01-025-9920	62	9	3120-01-210-7520	4	3
5935-01-050-9051	44	15	5330-01-210-8736	3	14
6685-01-058-9047	25	2	4820-01-211-3289	14	1
4310-01-060-9167	50		4220-01-211-6841	10	1

**CROSS-REFERENCE INDEXES  
NATIONAL STOCK NUMBER INDEX**

<b>STOCK NUMBER</b>	<b>FIG.</b>	<b>ITEM</b>	<b>STOCK NUMBER</b>	<b>FIG.</b>	<b>ITEM</b>
5330-01-211-9556	3	16	6145-01-276-5865	BULK	17
4220-01-212-1215	64	4	6145-01-276-5866	BULK	18
5330-01-214-8392	2	2	6145-01-276-7554	BULK	13
4820-01-218-7635	27		4320-01-276-8219	51	
1940-01-219-6370	56	6	6145-01-277-4480	BULK	19
4820-01-226-7104	65	7	4820-01-280-3976	63	1
4820-01-226-7134	65		5330-01-284-4217	56	8
4220-01-228-0213	61	4	5330-01-284-4219	59	8
6145-01-235-9750	BULK	11	5325-01-284-4337	59	7
6145-01-236-1934	BULK	4	4730-01-286-5071	56	9
6145-01-237-6923	BULK	7	5330-01-286-7197	12	9
4820-01-246-4640	51		5360-01-288-3286	57	6
5930-01-247-3042	33	12	5361-01-288-3286	58	5
6625-01-247-8379	33	13	5930-01-299-9710	44	6
6680-01-250-6231	35	7	6105-01-301-2723	32	1
4710-01-260-2019	66	5	5330-01-301-2837	31	10
4140-01-260-3602	20	35	6105-01-301-4676	24	14
5930-01-262-6014	44	11	4320-01-306-9272	24	10
5330-01-264-1093	65	12	6685-01-339-9898	61	19
5965-01-268-6374	46	2	4820-01-353-7505	62	
5930-01-273-5391	22	7	6150-01-582-2781	7	4
5920-01-276-1128	22	27			

## CROSS-REFERENCE INDEXES

CAGE	PART NUMBER	PART NUMBER INDEX STOCK NUMBER	FIG.	ITEM
21070	A-11209		34	5
38056	A-3520		49	1
38056	A-3522		49	2
21070	A-6542		34	8
21070	A-8894		34	4
90426	AA-8		61	23
21198	AC-5 C-MD	4320-00-351-7419	24	1
59431	AH2435ACBM2A763-9	4130-01-191-5069	20	1
59431	AH400E5-168-P2		20	26
92578	A19ABC-24	593-00-901-0716	25	6
92578	AI 9ABC-4	6685-00-861-5445	26	6
81860	A32051	7025-01-113-7609	31	7
21070	A9314		34	13
21070	B-11039		34	14
12623	B-12-HRN-8		12	5
12623	B-12-RA-8		48	11
57661	B-1298-06		16	4
57661	B-1298-06		62	8
72219	B-1299-06		65	8
57661	B-1420-00		62	13
72219	B-1422-00		65	13
12623	B-16-RB-8		48	24
21070	B-25		33	6
12623	B-463TF8		54	4
12623	B-63TF8-1		54	5
12623	B-463TF8-10		54	12
12623	B-463TF8-11		54	13
12623	B-463TF8-12		54	14
12623	B-463TF8-13		54	15
12623	B-463TF8-14		54	26
12623	B-463TF8-15		54	24
12623	B-63TF8-16		54	23
12623	B-63TF8-17		54	25
12623	B-63TF8-18		54	22
12623	B-63TF8-19		54	21
12623	B-63TF8-2		54	6
12623	B-63TF8-20		54	20
12623	B-63TF8-21		54	19
12623	B-63TF8-22		54	18
12623	B-63TF8-23		54	17
12623	B-63TF8-24		54	16
12623	B-63TF8-3		54	7
12623	B-63TF8-4		54	8
12623	B-63TF8-5		54	10

## CROSS-REFERENCE INDEXES

CAGE	PART NUMBER	PART NUMBER INDEX STOCK NUMBER	FIG.	ITEM
12623	B-63TF8-6		54	9
12623	B-63TF8-7		54	11
12623	B-65TF12	4820-01-076-4528	27	3
12623	B-65TF12-1		27	4
12623	B-65TF12-10		27	11
12623	B-65TF12-11		27	12
12623	B-65TF12-12		27	13
12623	B-65TF12-13		27	14
12623	B-65TF12-14		27	25
12623	B-65TF12-15		27	23
12623	B-65TF12-16		27	22
12623	B-65TF12-17		27	24
12623	B-65TF12-18		27	21
12623	B-65TF12-19		27	20
12623	B-65TF12-2		27	5
12623	B-65TF12-20		27	19
12623	B-65TF12-21		27	18
12623	B-65TF12-22		27	17
12623	B-65TF12-23		27	16
12623	B-65TF12-24		27	15
12623	B-65TF12-3		27	6
12623	B-65TF12-4		27	7
12623	B-65TF12-5		27	9
12623	B-65TF12-6		27	8
12623	B-65TF12-7		27	10
21070	B-71		33	5
12623	B-91 K-63V		54	
21070	B-9490		34	2
90426	BB-4		54	1
12623	BN 70-91K-129		27	
86168	BP-12		42	32
81361	B81-8-774-2		61	26
72219	CA1503-00		65	2
57661	C-1524-00		16	2
57661	C-1524-00		62	2
57661	C-1566-00		62	4
72219	C-1567-00		65	4
21070	C-6689		34	6
19879	C-867-9912-3		62	5
51210	CCM-04-BASE		19	38
51210	CCM-04-COVER		19	3
51210	CCM-04-RESERVOIR		19	37
51210	CCU-01		28	1
21070	C175		34	12
21070	C258		34	11
59431	C287-E		20	
19879	C8674101		8	2
19879	C867 41-2		8	3

## CROSS-REFERENCE INDEXES

CAGE	PART NUMBER	PART NUMBER INDEX STOCK NUMBER	FIG.	ITEM
19879	C86741-3		8	4
19879	C867-7301-1		1	7
19879	C867-7301-1-THRU-91		1	1
19879	C867-7301-ITEM 51		1	4
19879	C867-7301-ITEM-20		61	18
19879	C867-7301-ITEM-27		61	17
19879	C867-7301-ITEM-44		61	22
19879	C867-7301-ITEM-53		64	6
19879	C867-7301 ITEM-54		64	5
19879	C867-7301-ITEM-81	5330-01-210-5691	13	4
19879	C867-7301-ITEM-81	5330-01-210-5691	14	5
19879	C867-7301-ITEM-82		64	7
19879	C867-7301 ITEM80		61	8
19879	C867-7304		2	1
19879	C867-7304-1		2	8
19879	C867-7304-1-1		18	14
19879	C867-7304-21		2	7
19879	C867-7304-23		2	6
19879	C867-7304-31		2	4
19879	C867-7304-41		2	5
19879	C867-7305-1	4220-01-210-4554	9	1
19879	C867-7305-2		12	1
19879	C867-7305-3		9	3
19879	C867-7305-5		12	8
19879	C867-7305-6		9	2
19879	C867-7305-7		9	6
19879	C867-7305-7		12	11
19879	C867-7305-ITEM-6		12	7
19879	C867-7306-1		3	1
19879	C867-7306-1 -1		4	8
19879	C867-7306-3		3	15
19879	C867-7306-5		4	10
19879	C867-7306-9		4	2
19879	C867-7306-11		3	18
19879	C867-7306-21		4	1
19879	C867-7306-29		3	4
19879	C867-7306-31		4	11
19879	C867-7306-41		3	8
19879	C867-7306-44		3	9
19879	C867-7306-47		4	5
19879	C867-7306-51		4	6
19879	C867-7306-57		3	13
19879	C867-7307	6685-01-210-5698	67	4
19879	C867-7307-2		18	27
19879	C867-7307-2-1		18	25
19879	C867-7307-3		18	35
19879	C867-7307-1		17	8



## CROSS-REFERENCE INDEXES

CAGE	PART NUMBER	PART NUMBER INDEX STOCK NUMBER	FIG.	ITEM
19879	C867-7309-1		9	5
19879	C867-7311-1	4820-01-211-3289	14	1
19879	C867-7311-51		55	5
19879	C867-7311-61	4220-01-212-1215	64	4
19879	C867-7311-81	4220-01-228-0213	61	4
19879	C867-7311-ITEM-54		14	6
19879	C867-7313-11		7	8
19879	C867-7313-21		7	7
19879	C867-7313-7		7	1
19879	C867-7314-ITEM 8	5330-01-214-8392	2	2
19879	C867-73161		1	6
19879	C867-7317-3		10	8
19879	C867-7317-3		11	12
19879	C867-7318		6	1
19879	C867-7318-11		6	11
19879	C867-7318-9		6	6
79879	C867-7327 ITEM 17		47	2
19879	C867-8318-1	4220-01-211-6841	10	1
19879	C867-9912-3		65	5
57661	D-1753-00		16	9
57661	D-178100		16	5
72219	D-178100	5330-01-025-9920	62	9
57661	D-1782-00	5330-01-264-1093	65	12
57661	D-1785-00		16	7
57661	D-1785-00	3120-01-205-4382	62	12
72219	D-1786-00	3120-01-178-1439	65	9
57661	D-1937-00		62	7
72219	D-1939-00	4820-01-226-7104	65	7
59431	DGAE1903		22	1
51210	DH-1		31	3
08779	DP241-6-28	5950-01-138-3336	45	5
6S753	EP640-21		45	6
08108	F15T12/CW	6240-00-583-3668	41	7
81349	FHN26GI	5920-00-892-9092	42	31
71366	FL102-12		4	9
71366	FL125-14	3120-01-210-7520	4	3
04655	FS2	6250-00-299-2884	41	11
32242	FTG13A-600R		25	1
32242	FTG13A-600R		26	1
57661	G-2398-06		16	6
57661	G-2398-06		62	10
72219	G-2399-06		65	10
39428	GG-B-314		19	23
81349	H-203/U	5965-00-840-8849	47	1
21070	H-25		33	3
21070	H-33		33	4
71400	HJM-2-2-SP		45	14

## CROSS-REFERENCE INDEXES

CAGE	PART NUMBER	PART NUMBER INDEX STOCK NUMBER	FIG.	ITEM
63729	HYL-2501 P		40	1
63729	HYL-250-1 P-100		40	7
63729	HYL-250-1 P-115		40	4
63729	HYL-250-1 P-120		40	3
63729	HYL-250-1 P-122		40	2
63729	HYL-250-1 P-132		40	10
63729	HYL-250-1 P-152		40	12
63729	HYL-250-1 P-52		40	11
63-720	HYL-250-1 P-55		40	8
63729	HYL-250-1 P-HOUSING		40	13
63729	HYL-250-2P		38	1
63729	HYL-250-2P-100		38	8
63729	HYL-250-2P-115		38	6
63729	HYL-250-2P-120		38	5
63729	HYL-250-2P-122		38	2
63729	HYL-250-2P-130		38	5
63729	HYL-250-2P-132		38	10
63729	HYL-250-2P-130		38	5
63729	HYL-250-2P-152		38	12
63729	HYL-250-2P-52		38	11
63729	HYL-2502P-55		38	9
63729	HYL-250-2P-HOUSING		38	13
63729	HYL-250-574		39	19
63729	HYL-250-576		39	19
63729	HYL-250-L3		39	1
63729	HYL-250-L3-131		39	17
63729	HYL-250-L3-201		39	13
63729	HYL-250-L3-330		39	9
63729	HYL-250-L3-376		39	4
63729	HYL-250-L3-377		39	5
63729	HYL-250-L3-378		39	6
63729	HYL-250-L3-510		39	18
39428	HYL-25G-L3-516		39	14
63729	HYL-250-L3-518		39	2
63729	HYL-250-L3-520		39	10
63729	HYL-25G-L3-524		39	7
63729	HYL-250-L3-HT		39	3
99565	H8541R-20-1/2-SS		60	4
38508	J1458	6685-01-339-9898	61	19
38508	J4882	6685-00-812-9169	48	14
21070	K-3		33	10
57661	K-3038-11		16	10
72219	K-3042-11		65	11
57661	K-3125-11		62	11
21070	K-4		33	9
6S753	KLN-500B-1 M		44	7
6S753	KLN-500B-1/8		44	9
OG085	K8521-02		36	3
72219	L329806	5330-01 -209-7790	16	8

## CROSS-REFERENCE INDEXES

CAGE	PART NUMBER	PART NUMBER INDEX STOCK NUMBER	FIG.	ITEM
57661	L-3813-05		62	6
72219	L-3815-05		65	6
81085	LC-032L-4		3	17
21070	M-53	6625-01-247-8379	33	13
90426	MA004A		5	1
71400	MDL-1/2	5920-00-199-9498	45	13
6S753	ME1614202		44	16
81349	MIL-F-16377/18-FIG 3		41	13
81349	MIL-F-16377/18-FIG 4-A		41	3
81349	MIL-F-16377/18-FIG 4-B		41	4
81349	MIL-R-1 1461-2-2		17	6
78821	MILT8506	4710-00-824-1329	66	5
51210	MODEL-CCM-04		19	1
96906	MS-3106-A-20-27S	5935-00-257-9663	42	34
96906	MS14425C025	9510-00-287-2939	7	6
96906	MS15795-409		18	16
96906	MS15795-704		1	5
96906	MS16206-29		18	17
96906	MS162063		18	8
96906	MS16206-31		18	18
96906	MS16219-1		18	33
96906	MS16219-6		18	23
96906	MS16228-4C		18	15
96906	MS16285-1		18	6
96906	MS16285-1		18	32
96906	MS16285-2		18	29
96906	MS16285-3		18	21
96906	MS16286-1		3	5
96906	MS16286-1		6	4
96906	MS16286-1		35	4
96906	MS16286-1		47	3
96906	MS16286-1		55	1
96906	MS16286-1		67	1
96906	MS16286-2		6	8
96906	MS16286-2		31	4
96906	MS162863		17	3
96906	MS162865		3	10
96906	MS16625-4086		32	14
96906	MS16625-4156		32	13
96906	MS17143-2		19	30
96906	MS17829-10C		10	2
96906	MS1782910C		11	2
96906	MS18064-11		31	13
96906	MS18064-11		32	18
96906	MS18064-31		31	16
96906	MS186286-5		13	1
96906	MS186286-5		14	2
96906	MS21225-8		11	4
96906	MS24665-45		2	3

## CROSS-REFERENCE INDEXES

CAGE	PART NUMBER	PART NUMBER INDEX STOCK NUMBER	FIG.	ITEM
96906	MS25082-1		43	16
96906	MS25082-1		45	2
96906	MS25440-8		11	6
96906	MS2718310		6	9
96906	MS2718311		17	4
96906	MS2718311		31	2
96906	MS27183-140		31	5
96906	MS27183-17		3	3
96906	MS27183-9		6	3
96906	MS27183-9		35	5
96906	MS27183-9		47	6
96906	MS29561-441	533G-01-286-7197	12	9
96906	MS3102A-20-27P		45	12
96906	MS3106A165-1S		42	33
96906	MS3106A165-5PY	5935-01-025-7024	45	33
96906	MS35190-251		45	7
96906	MS35202-73		30	1
96906	MS35202-73		35	6
96906	MS35202-93		8	1
96906	MS35206-230		43	18
96906	MS35206-230		45	4
96906	MS35219-32		47	9
96906	MS35219-32		67	3
96906	MS35219-75		3	2
96906	MS35219-75		47	5
96906	MS35307-415		13	3
96906	MS35307-415		14	4
96906	MS35312-115		61	7
96906	MS35312-122		3	12
96906	MS35312-14		6	5
96906	MS35312-3		55	3
96906	MS35312-36		6	10
96906	MS35312-8		7	2
96906	MS35312-86		17	5
96906	MS35312-9		32	5
96906	MS35312-91		31	1
96906	MS35333-37		43	17
96906	MS35333-37		45	3
96906	MS35333-38		45	8
96906	MS35335-6		61	25
96906	MS35338-046		43	7
96906	MS35338-136		47	8
96906	MS35338-139		3	6
96906	MS35338-139		55	2
96906	MS35338-139		67	2
96906	MS35338-140		19	27
96906	MS35338-143		3	11

## CROSS-REFERENCE INDEXES

CAGE	PART NUMBER	PART NUMBER INDEX STOCK NUMBER	FIG.	ITEM
96906	MS35338-143		11	5
96906	MS35338-143		61	6
96906	MS35338-46		61	2
96906	MS35338-46		64	2
96906	MS35338-48		13	2
96906	MS35338-48		14	3
96906	MS3538-139		47	4
96906	MS35650-22		61	5
96906	MS35650-3382		61	1
96906	MS3565G-3382		64	1
96906	MS35827-4C		18	10
96906	MS39224-20	8120-00-285-1575	48	29
96906	MS51518-B12		1	3
96906	MS51518-B8		1	2
96906	MS51851-96		7	3
96906	MS51922-5		61	24
96906	MS51972-3		19	26
96906	MS90728-12		3	7
96906	MS90728-61		19	28
81349	M16377/18-340	6210-00-990-5556	41	1
81349	M16377/18-FIG 4		41	2
81349	M16377/40-002		41	5
81349	M16377/44-001	6250-00-569-9502	41	18
81349	M24243/1-B604		18	3
81349	M5086/1-16-0		42	16
81349	M5086/1-16-0	6145-00-2484932	BULK	3
81349	M5086/1-16-1		42	16
81349	M5086/1-16-1	6145-01-236-1934	BULK	4
81349	M5086/1-16-2		42	16
81349	M5086/1-16-2	6145-01-099-8029	BULK	5
81349	M5086/1-16-3		42	16
81349	M5086/1-16-3	6145-01-099-8030	BULK	6
81349	M5086/1-16-4		42	16
81349	M5086/1-16-4	6145-01-237-6923	BULK	7
81349	M5086/1-16-5		42	16
81349	M5086/1-16-5	6145-01099-8031	BULK	8
81349	M5086/1-16-6		42	16
81349	M5086/1-16-6	6145-00-946-1361	BULK	9
81349	M5086/1-16-7		42	16
81349	M5086/1-16-7		BULK	10
81349	M5086/1-16-8		42	16
81349	M5086/1-16-8	6145-01-235-9750	BULK	11
81349	M5086/1-16-9		42	16
81349	M5086/1-16-9	6145-00-578-6072	BULK	12
81349	M5086/1-18-0		38	4
81349	M5086/1-18-0		39	15
81349	M5086/1-18-0		42	17
81349	M5086/1-18-0	6145-01-276-7554	BULK	13
81349	M5086/1-18-1		42	17

## CROSS-REFERENCE INDEXES

CAGE	PART NUMBER	PART NUMBER INDEX STOCK NUMBER	FIG.	ITEM
81349	M5086/1-18-0		39	18
81349	M5086/1-18-1		BULK	14
81349	M5086/1-18-2		39	16
81349	M5086/1-1 8-2		40	6
81349	M5086/1-18-2		42	17
81349	M5086/1-18-2		BULK	15
81349	M50861-18-3		42	17
81349	M5086/1-18-3		BULK	16
81349	M50861-18-4		42	17
81349	M5086/1-18-4	6145-01-276-5865	BULK	17
81349	M5086/1-18-5		39	12
81349	M5086/1-18-5		42	17
81349	M5086/1-18-5	6145-01-276-5866	BULK	18
81349	M5086/1-18-6		42	17
81349	M5086/1-18-6	6145-01-277-4480	BULK	19
81349	M5086/1-18-7		42	17
81349	M5086/1-18-7		BULK	20
81349	M5086/1-18-8		42	17
81349	M508611-18-8		BULK	21
81349	M5086/1 -1 8-9		38	7
81349	M5086/1 -18-9		40	9
81349	M5086/1-18-9		42	17
81349	M5086/1-18-9	6145-00-578-7518	BULK	22
81349	M83248/1-017	5330-00-166-0993	10	4
81349	M83248/1-206	5330-01-005-0521	12	2
81349	M83248/-A06DD	6150-01-158-2781	7	4
81349	M970/11-1	6250-00-284-0481	41	10
81349	M970/13-1	6250-00-295-2738	41	20
90426	NO AA-10		64	8
19879	NPN-1		8	5
19879	NPN-2		11	1
19879	NPN-3		11	1
719879	NPN-4		11	8
19879	NPN-5		12	10
19879	NPN-6		14	7
19879	NPN-7		18	2
81349	NPN-8		18	4
81349	NPN-9		18	5
19879	NPN-10		18	12
19879	NPN-11		18	13
19879	NPN-12		18	20
19879	NPN-13		18	24
19879	NPN-14		18	28
19879	NPN-15		18	31
51210	NPN-16		19	9
51210	NPN-17		19	18
51210	NPN-18		19	24
51210	NPN-19		19	35
51210	NPN-20		22	10

## CROSS-REFERENCE INDEXES

CAGE	PART NUMBER	PART NUMBER INDEX STOCK NUMBER	FIG.	ITEM
19879	NPN-21		34	1
19879	NPN-22		35	8
81349	NPN-23		41	22
96906	NPN-24		42	9
96906	NPN-25		42	22
96906	NPN-26		42	28
12623	NPN-27		61	9
19879	NPN-28		61	28
21070	P-150		33	11
6S753	PC2823		45	10
6S735	PL-18-10B		42	6
39428	PTR-B-1-X3/4		19	22
34649	P2392	5995-01-068-1188	45	17
32242	P70M-176		21	7
59431	P82939	5945-01-069-5684	22	14
81349	QQ-A-200/9		17	2
81349	QQ-A-200/9	9540-00-060-8336	BULK	2
85274	RMA-4-BV	6680-01-250-6231	35	7
12623	S-12-NBS8		48	26
21070	S-412	5930-01-247-3042	33	12
6S753	SA-820		43	15
82811	SPB8HSE2		20	36
12623	SS-12-A		61	13
12623	SS-12-HN		14	8
12623	SS-12-ME		61	14
12623	SS-12-RB-8		12	4
12623	SS-12-RB-8		19	17
12623	SS-12-ST		61	12
12623	SS-14DKM4-S4		48	17
12623	SS-14DKS4		48	22
12623	SS-16-E		61	15
12623	SS-16-HLN-3.00		61	16
12623	SS-16-RB-12		61	11
12623	SS-1RS4-A	4820-00-462-1973	5	3
12623	SS-1RS4-A	4820-00-462-1973	53	1
12623	SS-1RS4-A-10		53	9
12623	SS-1RS4-A-11		53	10
12623	SS-1RS4-A-1 B		53	3
12623	SS-1RS4-A-3		53	2
12623	SS-1RS4-A-4		53	4
12623	SS-1RS4-A-5		53	5
12623	SS-1RS4-A-6		53	7
12623	SS-1RS4-A-7		53	6
12623	SS-1RS4-A-8A		53	8
12623	SS-2-HN		35	2
12623	SS-2-ME		35	3
12623	SS-2-SE		35	1

## CROSS-REFERENCE INDEXES

CAGE	PART NUMBER	PART NUMBER INDEX STOCK NUMBER	FIG.	ITEM
12623	SS-20HCG		61	27
12623	SS-20KM4-S4-A		6	12
12623	SS-26VF8		48	12
12623	SS-26VM8-F8		48	7
12623	SS-4-A		61	21
12623	SS-4-AG-A4		48	15
12623	SS-4-ME		61	20
11704	SS-400-1-4		10	5
02570	SS-400-1-4		11	9
12623	SS-400-1-8		60	7
12623	SS-400-2-8		60	10
12623	SS-400-3		66	3
12623	SS-400-4		66	2
12623	SS-400-7-4RG		66	1
12623	SS-400-9		66	4
12623	SS-400-A-4ANF		48	16
11704	SS-440-6		10	6
72362	SS-440-6		11	11
12623	SS-4BHA-30		48	1
12623	SS-8-1L-8ST		48	20
12623	SS-8-AT-8		5	2
12623	SS-8-E		60	11
12623	SS-8-HCG		54	3
12623	SS-8-HCG		60	8
12623	SS-8-HLN-4.00		48	13
11649	SS-8-HN		12	2
12623	SS-8-HN		48	10
12623	SS-8-HN		55	4
12623	SS-8-HN-RS		48	3
12623	SS-8-ME		12	6
12623	SS-8-ME		27	2
12623	SS-8-ME		54	2
12623	SS-8-ST		5	5
12623	SS-8-WVCR-6-810		48	9
12623	SS-810-1-OR		60	3
12623	SS-810-2-8		60	5
12623	SS-810-3		60	6
12623	SS-810-3-4PTF		48	18
12623	SS-810-4		48	19
12623	SS-810-4		48	28
12623	SS-810-9		60	1
12623	SS-8A-8RT		48	8
12623	SS-91K-65-T	4820-01-218-7635	27	
12623	SS-QF8-B-8PM		48	5
12623	SS-QF8-BP		48	6
12623	SS-QF8-S-8PF		48	4
12623	SS-THB-PF8-120		48	2



## CROSS-REFERENCE INDEXES

CAGE	PART NUMBER	PART NUMBER INDEX STOCK NUMBER	FIG.	ITEM
12623	SS-THB-SL8-PF8-24		48	25
01599	STT-ST		6	2
21070	T-246	5950-01-011-6590	33	8
21070	T-305		34	9
12623	T-91K-121		54	
0G085	T8523-10		36	5
57661	U-5120-05		16	11
57661	U-5368-05		62	14
72219	U-5370-05		65	14
19879	UL204BC		37	3
72219	W-5644-00	3040-01-204-7895	16	3
57661	W-5644-00		62	3
72219	W-5648-00		65	3
81349	W-C-596	5935-01-012-3080	41	17
92578	WEL14A602R	6685-04-050-9047	25	2
42578	WEL14A-603R	6685-01-473-8433	26	2
21070	W1		34	3
17506	Z441		9	4
05415	000014	5330-00-245-9001	52	11
99565	000216		52	10
99565	001004		52	3
99565	001905	5330-01-144-2249	52	8
99565	004209		52	4
99565	011216		52	9
99565	041361	4820-01-143-1606	52	16
99565	041370	4820-01-144-2438	52	7
99565	041380		52	6
99565	041392		52	13
99565	050560		52	5
39428	05120-100		19	21
39428	0710-232		19	20
99565	073002		52	15
99565	074591		52	14
21070	1-3		33	14
K3297	1/4X2BMK		4	4
99565	10KR-8AMP-8		19	16
99565	10KR-8AMP-8		27	1
6S753	10002573	5325-01-284-4337	59	7
6S753	10003027		58	3
59431	10118-C5		20	37
59431	10184-C10		22	3
59431	10192-C5		22	17
13669	1022-LEVEL-2-CLEAN		50	45
13669	1023-2-LEVEL-2-CLEAN		50	46
13669	1036-4-LEVEL-2-CLEAN		50	47
13669	1051-LEVEL-2-CLEAN		50	8
51210	10636		28	3

## CROSS-REFERENCE INDEXES

## PART NUMBER INDEX

CAGE	PART NUMBER	STOCK NUMBER	FIG.	ITEM
51210	10639		28	2
51210	10640		28	5
51210	10644		28	10
51210	10649		28	6
51210	10659		29	5
59431	10706-C8		23	5
59431	10715-C8		23	1
59431	10716-C4		20	13
59431	10716-C4		23	2
59431	10717-C7		22	2
13669	1080-2-LEVEL-2-CLEAN		50	30
13669	1081-8-LEVEL-2-CLEAN		50	21
13669	1082-LEVEL-2-CLEAN		50	31
13669	1085-2-LEVEL-2-CLEAN		50	23
13669	1087-2-LEVEL-2-CLEAN		50	17
13669	1088-1-LEVEL-2-CLEAN		50	13
13669	1094-LEVEL-2-CLEAN		50	20
85480	11/2-9		18	36
51210	11148		29	4
14819	112		61	10
59431	11214		20	4
59431	11226		20	42
33538	1129		18	34
13669	1130-3-LEVEL-2-CLEAN		50	9
13669	11441-LEVEL-2-CLEAN		50	44
51210	11524		28	9
51210	11524-1		28	8
51210	11773		28	7
51210	11936		29	6
13669	11 99-LEVEL-2-CLEAN		50	22
13669	1206-4-LEVEL-2-CLEAN		50	19
51210	12091		28	4
51210	12167		19	36
51210	12791		29	7
51210	12801		29	3
21198	130-024-10	4320-01-138-6504	24	7
21198	130-028-10	3120-01-011-4989	24	6
85213	1322-99		41	6
51210	13276		28	11
21198	135-007-10	5330-00489-3518	24	4
21198	135-016-10		24	3
53655	13685-00		57	5
6S753	13796-00	5360-01-288-3286	57	6
6S753	13796-00	5360-01-288-3286	58	5
51210	14742		31	12
51210	14744		32	8
51210	14745		32	9

## CROSS-REFERENCE INDEXES

## PART NUMBER INDEX

CAGE	PART NUMBER	STOCK NUMBER	FIG.	ITEM
51210	14749		31	17
51210	14756	5330-01-301-2837	31	10
51210	14764		32	22
51210	14768		31	8
51210	14773		31	6
51210	14774		32	21
51210	14775		32	11
51210	14776		32	15
51210	14777		32	6
51210	14778		32	20
51210	14780		32	3
51210	14783		31	15
51210	14785		32	7
51210	14792		31	14
51210	14803		32	12
51210	14902		31	9
51210	14904	6105-01-301-2723	32	1
51210	14905		32	19
51210	14942		22	25
51210	14945		19	10
51210	14949		19	12
51210	14950		19	11
91967	1498-102	5935-01-013-2410	44	14
6S753	1498-103	5935-01-013-2411	44	17
91967	1498-107	5935-01-050-9051	44	15
21198	150-021-10		24	2
21198	150-02610		24	13
21198	1504027-10	6105-01-301-4676	24	14
21198	150-030-03		24	8
21198	150-031-10		24	9
21198	150-032-10		24	5
21198	150-081-01	4320-01-306-9272	24	10
13669	1522-2-LEVEL-2-CLEAN		50	48
13669	1577-1-LEVEL-2-CLEAN		50	38
13669	1577-1-LEVEL-2-CLEAN		50	42
13205	16189		13	5
79409	1670		37	1
39428	1750A52		18	11
53655	18969-00		59	5
53655	18970-00		59	6
13669	1918-6		51	20
02697	24029	5330-01-1714821	32	6
02697	2-030		32	17
02697	2-041		32	4
02697	2454	5330-01-210-8736	3	14
02697	2454		6	7
02697	2456	5330-01-211-9556	3	16

## CROSS-REFERENCE INDEXES

## PART NUMBER INDEX

CAGE	PART NUMBER	STOCK NUMBER	FIG.	ITEM
38056	2.5-1009SW-02B-XUC6B	6685-01-210-6572	49	3
25795	2E301		19	33
53655	20433-00		59	2
6S753	21-1172A		44	4
53655	21506-01	5330-01-172-4140	56	10
59431	2174-C		20	3
78640	21773		61	3
78640	21773		64	3
6S753	231-59SS-1032E		43	8
6S753	2324-A121		43	19
16428	23F710		42	21
6S753	2401-20		46	3
6S753	2401-28	5965-01-268-6374	46	2
71400	2430-3	5920-41-276-1128	22	27
38056	25-1009AW-02B-XUCX6B-160PSI	6685-01-210-5699	49	4
52159	25646-23N21FAK	6685-00-431-4895	67	5
53655	26004-01	4240-01-172-3917	57	4
53655	26010-01		57	2
53655	26010-01		58	2
53655	26021-01		57	7
53655	26037-10		59	9
13669	2776-LEVEL-2-CLEAN		50	35
55814	28-28-270		30	2
53655	2800C125A	5330-01-284-4217	56	8
6S753	2820-005		45	9
6S753	2820-009		43	21
6S753	2820-200		43	20
6S753	2820-4003		43	1
6S753	2820-4003-1		45	1
6S753	2824-002		45	11
6S753	2827-49	5330-01-284-4219	59	8
6S753	2831-A101		43	14
13669	29-2912-282		51	1
59431	30233		20	24
39428	3039T19		7	5
12623	304-61K-63		54	
59431	30632		20	17
6S753	3113		47	10
59431	31531-1		20	25
21070	320/BRC		33	1
59431	33386		22	15
59431	33418		20	32
13499	352-9108-20	5340-01-068-5590	45	
13669	3530	5360-01-226-4575	51	8
99565	381-1-1		52	17
99565	381-1-P-OX		52	1

## CROSS-REFERENCE INDEXES

## PART NUMBER INDEX

CAGE	PART NUMBER	STOCK NUMBER	FIG.	ITEM
13669	389-1873-LEVEL-2-CLEAN	4820-01-161-0696	50	
13669	389-1875-LEVEL-2-CLEAN	4310-01-060-9167	50	
13669	389-1913	4820-01-246-4640	51	
13669	389-1914	4320-01-276-8219	51	
6S753	4003-004		45	15
6S753	4003-C312		46	1
6S753	4003-C602-1		44	5
59431	4049		20	2
6S735	41-04		42	7
59431	41377		20	9
13669	44-1313-2081-00 5-LEVEL2 CLEAN		50	1
13669	44-1313-2081-1-LEVEL-2CLEAN		50	33
24446	5KSMS1ECG3767		20	36
59431	50044-33		20	44
59431	50787		20	43
99565	50N1		52	2
59431	51069-1		20	41
13669	5153		50	6
59431	51553-1	4140-01-260-3602	20	35
39428	5178K2		60	9
39428	5178K4		60	2
20558	51F2F1	5995-00-243-2793	31	11
13669	5200-020057		51	12
13669	5200-020097		51	15
13669	5200-020107-LEVEL-2-CLEAN		50	16
13669	5200-020157-LEVEL-2CLEAN		50	39
13669	5200-020217		51	5
13669	5200-020327		51	22
13669	5200-021107		51	25
13669	5200-021237-CLEAN		50	41
13669	5200-021287-LEVEL-2-CLEAN		50	43
13669	5200-029087-LEVEL-2-CLEAN		50	14
6S753	528-1017		45	16
81349	5322995		41	21
13669	5397		50	5
13669	5401-14328-LEVEL-2-CLEAN		50	34
13669	5401-21088-LEVEL-2-CLEAN		50	7
39428	5416K33		19	19
13669	5424-LEVEL-2-CLEAN		50	11
13669	5426-LEVEL-2-CLEAN		50	10
13669	5427-LEVEL-2-CLEAN		50	4
13669	5432-LEVEL-2-CLEAN		50	2
13669	5445-1-LEVEL-2-CLEAN		50	29
13669	5446-4-LEVEL-2-CLEAN		50	28
13669	5447-2-LEVEL-2-CLEAN		50	26
13669	5450-20810-LEVEL-2-CLEAN		50	32

**SECTION IV TM 5-4220-227-24P  
CROSS-REFERENCE INDEXES**

**PART NUMBER INDEX**

<b>CAGE</b>	<b>PART NUMBER</b>	<b>STOCK NUMBER</b>	<b>FIG.</b>	<b>ITEM</b>
13669	5452-LEVEL-2-CLEAN		50	27
13669	5476-10100-LEVEL-2-CLEAN		50	15
13669	5476-11101		51	24
59431	57591-2		20	33
59431	57598		20	38
6S753	579-752RT		44	12
6S753	579-80214		44	13
59431	58007-39		20	12
59431	58015-173		20	40
59431	58017-66		20	11
53655	58370-00		56	4
01534	58411-000	5930-01-262-6014	41	11
13669	5945-1-LEVEL-2-CLEAN		50	12
13669	5947-1-LEVEL-2-CLEAN		50	37
13669	5948-2-LEVEL-2-CLEAN		50	36
13669	5952		51	30
53655	59719-10		59	10
53655	59852-00		59	4
53655	59853-00		59	3
20558	59F2M-2		32	10
34494	6230ED-1		15	13
34494	6230ED-10		15	19
34494	6230ED-11		15	22
34494	6230ED-12		15	21
34494	6230ED-13		15	11
34494	6230ED-14		15	5
34494	6230ED-15		15	4
34494	6230ED-16		15	10
34494	6230ED-17		15	8
34494	6230ED-18		15	7
34494	6230ED-19		15	12
34494	6230ED-2		15	24
34494	6230ED-22		15	2
34494	6230ED-23		15	6
34494	6230ED-25		15	23
34494	6230ED-26		15	3
34494	6230ED-3		15	9
34494	6230ED-4		15	15
34494	6230ED-5		15	14
34494	6230ED-6		15	16
34494	6230ED-7		15	20
34494	6230ED-8		15	17
34494	6230ED-9		15	18
34494	6230ED-KC0105		15	1
21198	625-024-10		24	11
13669	6320		50	3
13669	6354-1-LEVEL-2-CLEAN		50	40
13669	6488-1-LEVEL-2-CLEAN		50	25

## CROSS-REFERENCE INDEXES

## PART NUMBER INDEX

CAGE	PART NUMBER	STOCK NUMBER	FIG.	ITEM
6S753	651H-B		43	22
12436	666147692		17	7
53655	6818-3		56	2
13669	6871-20570-LEVEL-2-CLEAN		50	18
13669	6871-20630		51	27
39428	69595K5		22	26
72219	70-004-01	4820-01-128-9629	16	
72219	70104	4820-01-209-4401	16	1
72219	70-105	4820-01-280-3976	63	1
72219	70-105-01KIT	5330-01-073-5003	63	
72219	70-105-1		63	3
72219	70105-11		63	11
72219	70-105-2		63	7
72219	70-105-3		63	5
72219	70-105-4		63	10
72219	70-105-5		63	9
72219	70-105-6		63	8
72219	70-105-7		63	4
72219	70-105-8		63	
72219	70-105-9		63	2
6S753	70CIN04BS103A		44	8
59431	70059		23	4
12763	701012-300		47	7
59431	70111-4		20	7
59431	70111-9		20	8
66872	7014		5	4
59431	70255		20	20
39428	70355K33		36	4
30336	70355K35		41	16
59431	70447-1		20	30
59431	70651-1		23	6
59431	70706-1		20	16
59431	70707		20	15
59431	70749		20	6
59431	70769-4		23	3
39428	7082K21		42	8
39428	7082K22		19	31
39428	7082K23		19	5
39428	7082K28-4FT		25	4
39428	7082K28-4FT		26	4
30336	7085K56		42	30
59431	70893		20	28
59431	70899		22	11
59431	70947		20	27
59431	70969		20	23
59431	70969		20	39
59431	71005		22	28

## CROSS-REFERENCE INDEXES

## PART NUMBER INDEX

CAGE	PART NUMBER	STOCK NUMBER	FIG.	ITEM
6S753	7108-TCWQ		44	18
39428	7113K11		22	6
39428	7113K12		21	1
39428	7113K12		42	15
39428	7113K15		22	12
39428	7113K15		25	3
39428	7113K15		26	3
39428	7113K34		22	5
39428	7113K37		22	22
39428	7113K42		42	14
39428	7113K43		22	8
39428	7113K63		39	11
39428	7113K71		39	8
39428	7119K13		25	5
39428	7119K13		26	5
39428	7119K61		42	18
39428	7130K15		42	11
39428	7130K22		42	10
39428	7140K21		19	4
39428	7153K56		42	1
39428	7153K66		42	2
39428	7154K73		42	3
39428	71695K21		19	34
39428	71695K43		19	29
09353	7201/T/CW/Z/Q	5930-01-299-9710	44	6
39428	7295K3		36	2
39428	7343K11	5930-01-273-5391	22	7
39428	7343K11		40	5
39428	7343K11		42	29
39428	7343K11		38	3
39428	7343K12		22	9
39428	7432K51		42	12
39428	7432K53		42	13
39428	7472K32		22	20
39428	7527K42		22	21
39428	7529K51		19	32
39428	7529K52		19	6
39428	7581K44		42	5
39428	7581K67		42	23
39428	7609K45		42	24
39428	7609K5		42	4
59431	79545		20	14
59431	79671-3		20	5
39428	798K78-12IN		48	21
53655	800954-01		57	1
53655	800956-00		57	8
53655	800963-00		58	6
6S753	801238-01	1940-01-219-6370	56	6



## CROSS-REFERENCE INDEXES

## PART NUMBER INDEX

CAGE	PART NUMBER	STOCK NUMBER	FIG.	ITEM
53655	801272-00	4240-00-248-5427	58	4
53655	801274-00	4240-01-132-9210	58	1
53655	801275-00		58	7
53655	801276-00		57	3
53655	801804-01		56	1
21198	802-006-10		24	12
53655	802240-02		56	5
6S753	803100-01	4730-01-286-5071	56	9
53655	803115-01		56	7
53655	803152-01	4240-01-172-3912	56	11
53655	803152-02	4240-01-172-3914	56	11
53655	803152-03	4240-01-172-3915	56	11
53655	803152-04	4240-01-172-3913	56	11
53655	803166-10		59	1
53655	803200-01		56	
53655	803200-02		56	
53655	803200-03		56	
53655	803200-04		56	
13669	8074-2		51	29
13669	8074-2		51	31
13669	8088-2		51	26
13669	8093-20370		51	28
13669	8101		50	24
39428	8122A19		18	26
39428	8122A19		BULK	1
39428	8122A32		18	19
13669	8134-2		51	10
13669	8135-2		51	11
13669	8136-2		51	13
13669	8137-2		51	9
13669	8138-1		51	6
13669	8139		51	18
13669	8140-2		51	16
13669	8141-1		51	17
13669	8142-2		51	14
13669	8143-2		51	4
13669	8145-1		51	23
13669	8148		51	7
13669	8150		51	19
13669	8151-X81		51	32
13669	8152-X41		51	3
13669	8165-21489		51	2
72219	82-00401	4820-01-353-7505	62	
72219	82-006-01	4820-01-226-7134	65	
57661	82-104		62	1
72219	82-106	4820-01-133-8687	65	1
59431	85PS250A58	5910-01-172-8454	22	19
59431	85314B008		22	13

## CROSS-REFERENCE INDEXES

## PART NUMBER INDEX

CAGE	PART NUMBER	STOCK NUMBER	FIG.	ITEM
59431	85314B019		22	16
59431	85316A004		21	3
59431	85316A004		22	
59431	85316B038		21	2
59431	85316B038		22	
59431	85316L004		22	
59431	85316R017		22	
59431	8E316Y012		22	
53655	8580-00		56	3
13669	8614-6		51	21
6S753	875-4010		44	10
39428	8989K78-61N		48	27
39428	8989K78-91N		48	23
59431	90012		20	21
59431	90014-2		20	31
59431	90027		21	5
59431	90030		20	19
59431	90033		20	18
39428	90052A245		36	1
39428	90053A242		33	2
39428	90053A242		41	12
39428	90053A245		4	7
39428	90053A291		37	2
39428	90053A315		19	2
39428	90072A077		34	10
39428	90253A032		34	7
39428	90308A201		42	26
59431	90360-4		22	23
59431	90420-6		22	4
39428	90480A011		42	20
79500	905D478PC3	5330-00-892-4198	10	7
79500	905D478PC3	5330-00-892-4198	11	10
59431	90568		21	4
59431	905600175		21	6
59431	90593055		20	34
59431	90593-8		20	22
59431	90659		20	29
59431	90680-3		22	18
59431	90681		22	24
59431	90685		20	10
39428	91101A029		19	8
30336	91109A009		41	15
39428	91309A843		17	1
39428	91770A144		43	12
39428	91781A128		43	2
39428	91781A542		43	11
39428	91783A142		44	3
39428	91783A205		42	27

## CROSS-REFERENCE INDEXES

## PART NUMBER INDEX

CAGE	PART NUMBER	STOCK NUMBER	FIG.	ITEM
39428	91783A247		42	19
39428	91783A546		19	7
39428	91792A198		43	6
39428	91841A006		43	5
39428	91841A009		42	25
39428	91841A029		43	9
51210	91853A030		19	13
30336	91857A192		41	14
30336	91857A197		41	19
39428	92146A007		18	7
39428	92146A007		43	4
39428	92146A019		29	2
39428	92146A031		18	22
51210	92198A632		19	15
39428	92198A804		10	3
39428	92198A804		11	3
39428	92212A202		32	2
39428	92391A064		18	1
30336	92453A106		41	8
39428	9247A244		19	25
39428	92736A003		44	1
39428	93306A540		29	1
39428	93490A007		43	13
39428	93490A007		44	2
39428	9376K18		18	30
21070	9551		33	7
39428	97484A245		18	9
30336	98019A110		41	9
39428	98019A114		43	3
39428	98019A160		43	10
51210	98019A200		19	14

**CROSS-REFERENCE INDEXES**  
**FIGURE AND ITEM NUMBER INDEX**

FIG.	ITEM	STOCK NUMBER	CAGE	PART NUMBER
BULK	1		39428	8122A19
BULK	2	9540-00-060-8336	81349	QQ-A-200/9
BULK	3	6145-00-248-4932	81349	M5086/1-16-0
BULK	4	6145-01-236-1934	81349	M5086/1-16-1
BULK	5	6145-01-099-8029	81349	M5086/1-16-2
BULK	6	6145-01-099-8030	81349	M5086/1-16-3
BULK	7	6145-01-237-6923	81349	M5086/1-16-4
BULK	8	6145-01-099-8031	81349	M5086/1-16-5
BULK	9	6145-00-946-1361	81349	M5086/1-16-6
BULK	10		81349	M5086/1-16-7
BULK	11	6145-01-235-9750	81349	M5086/1-16-8
BULK	12	6145-00-578-6072	81349	M5086/1-16-9
BULK	13	6145-01-276-7554	81349	M5086/1-18-0
BULK	14		81349	M5086/1-18-1
BULK	15		81349	M5086/1-18-2
BULK	16		81349	M5086/1-18-3
BULK	17	6145-01-276-5865	81349	M5086/1-18-4
BULK	18	6145-01-276-5866	81349	M5086/1-18-5
BULK	19	6145-01-277-4480	81349	M5086/1-18-6
BULK	20		81349	M5086/1-18-7
BULK	21		81349	M5086/1-18-8
BULK	22	6145-00-578-7518	81349	M5086/1-18-9
1	1		19879	C867-7301-1-THRU-91
1	2		96906	MS51518-B8
1	3		96906	MS51518-B12
1	4		19879	C867-7301-ITEM 51
1	5		96906	MS15795-704
1	6		19879	C867-7316-1
1	7		19879	C867-7301-1
2	1		19879	C867-7304
2	2	5330-01-214-8392	19879	C867-7314-ITEM 8
2	3		96906	MS24665-45
2	4		19879	C867-7304-31
2	5		19879	C867-730441
2	6		19879	C867-7304-23
2	7		19879	C867-7304-21
2	8		19879	C867-7304-1
3	1		19879	C867-7306-1
3	2		96906	MS35219-75
3	3		96906	MS27183-17
3	4		19879	C867-7306-29
3	5		96906	MS16286-1
3	6		96906	MS35338-139
3	7		96906	MS90728-12
3	8		19879	C867-7306-41
3	9		19879	C867-730644
3	10		96906	MS16286-5

**CROSS-REFERENCE INDEXES**  
**FIGURE AND ITEM NUMBER INDEX**

FIG.	ITEM	STOCK NUMBER	CAGE	PART NUMBER
3	11		96906	MS35338-143
3	12		96906	MS35312-122
3	13		19879	C867-7306-57
3	14	5330-01-210-8736	02697	2-454
3	15		19879	C867-7306-3
3	16	5330-01-211-9556	02697	2456
3	17		81085	LC-032L-4
3	18		19879	C867-7306-11
4	1		19879	C867-7306-21
4	2		19879	C867-7306-9
4	3	3120-01-210-7520	71366	FL125-14
4	4		K3297	1/4X2BMK
4	5		19879	C867-730647
4	6		19879	C867-7306-51
4	7		39428	90053A245
4	8		19879	C867-7306-1-1
4	9		71366	FL102-12
4	10		19879	C867-7306-5
4	11		19879	C867-7306-31
5	1		90426	MA004A
5	2		12623	SS-8-AT-8
5	3	4820-00-462-1973	12623	SS-1RS4-A
5	4		66872	7014
5	5		12623	SS-8-ST
6	1		19879	C867-7318
6	2		01599	STT-ST
6	3		96906	MS27183-9
6	4		96906	MS16286-1
6	5		96906	MS35312-14
16	6		19879	C867-7318-9
16	7		02697	2-454
16	8		96906	MS16286-2
16	9		96906	MS27183-10
16	10		96906	MS35312-36
16	11		19879	C867-7318-11
16	12		12623	SS-20KM4-S4-A
27	1		19879	C867-7313-7
27	2		96906	MS35312-8
7	3		96906	MS51851-96
7	4	6150-01-582-2781	81349	M83413/8-A06DD
7	5		39428	3039T19
7	6	9510-00-287-2939	96906	MS14425C025
7	7		19879	C867-7313-21
7	8		19879	C867-7313-11
8	1		96906	MS35202-93
8	2		19879	C867-41-1
8	3		19879	C86741-2

**CROSS-REFERENCE INDEXES**  
**FIGURE AND ITEM NUMBER INDEX**

FIG.	ITEM	STOCK NUMBER	CAGE	PART NUMBER
8	4		19879	C867-41-3
8	5		19879	NPN-1
9	1	4220-01-210-4554	19879	C867-7305-1
9	2		19879	C867-7305-6
9	3		19879	C867-7305-3
9	4		17506	Z-441
9	5		19879	C867-7309-1
9	6		19879	C867-7305-7
10	1	4220-01-211-6841	19879	C867-8318-1
10	2		96906	MS17829-10C
10	3		39428	92198A804
10	4	5330-00-166-0993	81349	M83248/1-017
10	5		11704	SS400-1-4
10	6		11704	SS440-6
10	7	5330-00-892-4198	79500	905D478PC3
10	8		19879	C867-7317-3
11	1		19879	NPN-2
11	2		96906	MS17829-10C
11	3		39428	92198A804
11	4		96906	MS21225-8
11	5		96906	MS35338-143
11	6		96906	MS25440-8
11	7		19879	NPN-3
11	8		19879	NPN-4
11	9		02570	SS-400-1-4
11	10	5330-00-892-4198	79500	905D478PC3
11	11		72362	SS440-6
11	12		19879	C867-7317-3
12	1		19879	C867-7305-2
12	2		11649	SS-8-HN
12	3	5330-01-005-0521	81349	M83248/1-206
12	4		12623	SS-12-RB-8
12	5		12623	B-12-HRN-8
12	6		12623	SS-8-ME
12	7		19879	C867-7305-ITEM 6
12	8		19879	C867-7305-5
12	9	5330-01-286-7197	96906	MS29561-441
12	10		19879	NPN-5
12	11		19879	C867-7305-7
13	1		96906	MS186286-5
13	2		96906	MS35338-48
13	3		96906	MS35307-415
13	4	5330-01-210-5691	19879	C867-7301-ITEM-81
13	5		13205	16189
14	1	4820-01-211-3289	19879	C867-7311-1
14	2		96906	MS186286-5
14	3		96906	MS35338-48

**CROSS-REFERENCE INDEXES**  
**FIGURE AND ITEM NUMBER INDEX**

FIG.	ITEM	STOCK NUMBER	CAGE	PART NUMBER
14	4		96906	MS35307-415
14	5	53304-1-210-5691	19879	C867-7301-ITEM-81
14	6		19879	C867-7311-ITEM-54
14	7		19879	NPN-6
14	8		12623	SS-12-HN
15	1		34494	6230ED-KC0105
15	2		34494	6230ED-22
15	3		34494	6230ED-26
15	4		34494	6230ED-15
15	5		34494	6230ED-14
15	6		34494	6230ED-23
15	7		34494	6230ED-18
15	8		34494	6230ED-17
15	9		34494	6230ED-3
15	10		34494	6230ED-16
15	11			6230ED-13
15	12		34494	6230ED-19
15	13		34494	6230ED-1
15	14		34494	6230ED-5
15	15		34494	6230ED-4
15	16		34494	6230ED-6
15	17		34494	6230ED-8
15	18			6230ED-9
15	19		34494	6230ED-10
15	20		34494	6230ED-7
15	21		34494	6230ED-12
15	22		34494	6230ED-11
15	23		34494	6230ED-25
15	24		34494	6230ED-2
16	1	4820-01-209-4401	72219	70-104
16	2		57661	C-1524-00
16	3	3040-01-204-7895	72219	W-5644-00
16	4		57661	B-1298-06
16	5		57661	D-1781-00
16	6		57661	G-2398-06
16	7		57661	D-1785-00
16	8	5330-01-209-7790	72219	L329806
16	9		57661	D-1753-00
16	10		57661	K-3038-11
16	11		57661	U-5120-05
16		4820-01-128-9629	72219	70-004-01
17	1		39428	91309A843
17	2		81349	QQ-A-200/9
17	3		96906	MS16286-3
17	4		96906	MS27183-11
17	5		96906	MS35312-86
17	6		81349	MIL-R-11461-2-2

**CROSS-REFERENCE INDEXES**  
**FIGURE AND ITEM NUMBER INDEX**

FIG.	ITEM	STOCK NUMBER	CAGE	PART NUMBER
17	7		12436	666147692
17	8		19879	C867-7308-1
18	1		39428	92391A064
18	2		19879	NPN-7
18	3		81349	M24243/1-B604
18	4		81349	NPN-8
18	5		81349	NPN-9
18	6		96906	MS16285-1
18	7		39428	92146A007
18	8		96906	MS16206-3
18	9		39428	97484A245
18	10		96906	MS35827-4C
18	11		39428	1750A52
18	12		19879	NPN-10
18	13		19879	NPN-11
18	14		19879	C867-7304-1-1
18	15		96906	MS16228-4C
18	16		96906	MS15795-409
18	17		96906	MS16206-29
18	18		96906	MS16206-31
18	19		39428	8122A32
18	20		19879	NPN-12
18	21		96906	MS16285-3
18	22		39428	92146A031
18	23		96906	MS16219-6
18	24		19879	NPN-13
18	25		19879	C867-7307-2-1
18	26		39428	8122A19
18	27		19879	C867-7307-2
18	28		19879	NPN-14
18	29		96906	MS16285-2
18	30		39428	9376K18
18	31		19879	NPN-15
18	32		96906	MS16285-1
18	33		96906	MS16219-1
18	34		33538	1129
18	35		19879	C867-7307-3
18	36		85480	11/2-9
19	1		51210	MODEL-CCM-04
19	2		39428	90053A315
19	3		51210	CCM-04-COVER
19	4		39428	7140K21
19	5		39428	7082K23
19	6		39428	7529K52
19	7		39428	91783A546
19	8		39428	91101A029
19	9		51210	NPN-16



**CROSS-REFERENCE INDEXES**  
**FIGURE AND ITEM NUMBER INDEX**

FIG.	ITEM	STOCK NUMBER	CAGE	PART NUMBER
19	10		51210	14945
19	11		51210	14950
19	12		51210	14949
19	13		51210	91853A030
19	14		51210	98019A200
19	15		51210	92198A632
19	16		99565	10KR-8AMP-8
19	17		12623	SS-12-RB-8
19	18		51210	NPN-17
19	19		39428	5416K33
19	20		39428	0710-232
19	21		39428	05120-100
19	22		39428	PTR-B-1-X3/4
19	23		39428	GG-B-3/4
19	24		51210	NPN-18
19	25		39428	9247A244
19	26		96906	MS5i972-3
19	27		96906	MS35338-140
19	28		96906	MS90728-61
19	29		39428	71695K43
19	30		96906	MS17143-2
19	31		39428	7082K22
19	32		39428	7529K51
19	33		25795	2E301
19	34		39428	71695K21
19	35		51210	NPN-19
19	36		51210	12167
19	37		51210	CCM-04-RESERVOIR
19	38		59431	CCM-04BASE
20	1	4130-01-191-5069	59431	AH2435ACBM2A763-9
20	2		59431	4049
20	3		59431	2174-C
20	4		59431	11214
20	5		59431	79671-3
20	6		59431	70749
20	7		59431	70111-4
20	8		59431	70111-9
20	9		59431	41377
20	10		59431	90685
20	11		59431	58017-66
20	12		59431	58007-39
20	13		59431	10716-C4
20	14		59431	79545
20	15		59431	70707
20	16		59431	70706-1
20	17		59431	30632
20	18		59431	90033

**CROSS-REFERENCE INDEXES**  
**FIGURE AND ITEM NUMBER INDEX**

FIG.	ITEM	STOCK NUMBER	CAGE	PART NUMBER
20	19		59431	90030
20	20		59431	70255
20	21		59431	90012
20	22		59431	90593-8
20	23		59431	70969
20	24		59431	30233
20	25		59431	51531-1
20	26		59431	AH400E5-168-P2
20	27		59431	70947
20	28		59431	70893
20	29		59431	90659
20	30		59431	70447-1
20	31		59431	90014-2
20	32		59431	33418
20	33		59431	57591-2
20	34		59431	90593 055
20	35	4140-01-260-3602	59431	51553-1
20	36		82811	SPB8HS2
20	36		24446	5KSM51ECG3767
20	37		59431	10118-C5
20	38		59431	57598
20	39		59431	70969
20	40		59431	58015-173
20	41		59431	51069-1
20	42		59431	11226
20	43		59431	50787
20	44		59431	50044-33
20			59431	C287-E
21	1		39428	7113K12
21	2		59431	85316B038
21	3		59431	85316A004
21	4		59431	90568
21	5		59431	90027
21	6		59431	90569-0175
21	7		32242	P70M-176
22	1		59431	DGAE1903
22	2		59431	10717-C7
22	3		59431	10184-C10
22	4		59431	90420-6
122	5		39428	7113K34
122	6		39428	7113K11
122	7	5930-01-273-5391	39428	7343K11
122	8		39428	7113K43
122	9		39428	7343K12
122	10		59431	NPN-20
122	11		59431	70899
222	12		39428	7113K15

**CROSS-REFERENCE INDEXES**  
**FIGURE AND ITEM NUMBER INDEX**

FIG.	ITEM	STOCK NUMBER	CAGE	PART NUMBER
22	13		59431	85314B008
22	14	5945-01-069-5684	59431	P82939
22	15		59431	33386
22	16		59431	85314B019
22	17		59431	10192-C5
22	18		59431	90680-3
22	19	5910-01-172-8454	59431	85PS250A58
22	20		39428	7472K32
22	21		39428	7527K42
22	22		39428	7113K37
22	23		59431	90360-4
22	24		59431	90681
22	25		51210	14942
22	26		39428	69595K5
22	27	5920-01-276-1128	71400	2430-3
22	28		59431	71005
22			59431	85316R017
22			59431	85316B038
22			59431	85316A004
22			59431	85316L004
22			59431	85316Y012
23	1		59431	10715-C8
23	2		59431	10716-C4
23	3		59431	70769-4
23	4		59431	70059
23	5		59431	10706-C8
23	6		59431	70651-1
24	1	4320-00-351-7419	21198	AC-5C-MD
24	2		21198	150-021-10
24	3		21198	135-016-10
24	4	5330-00-489-3518	21198	135-007-10
24	5		21198	150-032-10
24	6	3120-01-011-4989	21198	130-028-10
24	7	4320-01-138-6504	21198	130-024-10
24	8		21198	150-030-03
24	9		21198	150-031-10
24	10	4320-01-306-9272	21198	150-081-01
24	11		21198	625-024-10
24	12		21198	802-006-10
24	13		21198	150-026-10
24	14	6105-01-301-4676	21198	150-027-10
25	1		32242	FTG13A-600R
25	2	6685-01-058-9047	92578	WEL14A-602R
25	3		39428	7113K15
25	4		39428	7082K21-4FT
25	5		39428	7119K13
25	6	5930-00-901-0716	92578	A19ABC-24

## CROSS-REFERENCE INDEXES

## FIGURE AND ITEM NUMBER INDEX

FIG.	ITEM	STOCK NUMBER	CAGE	PART NUMBER
26	1		32242	FTG13A-600R
26	2	6685-01-073-8433	42578	WEL14A-6R
26	3		39428	7113K15
26	4		39428	7082K21-4FT
26	5		39428	7119K13
26	6	6685-00-861-5445	92578	A19ABC-4
27	1		99565	10KR-8AMP-8
27	2		12623	SS-8-ME
27	3	4820-01-076-4528	12623	B-65TF12
27	4		12623	B-65TF12-1
27	5		12623	B-65TF12-2
27	6		12623	B-65TF12-3
27	7		12623	B-65TF12-4
27	8		12623	B-65TF12-6
27	9		12623	B-65TF12-5
27	10		12623	B-65TF12-7
27	11		12623	B-65TF12-10
27	12		12623	B-65TF12-11
27	13		12623	B-65TF12-12
27	14		12623	B-65TF12-13
27	15		12623	B-65TF12-24
27	16		12623	B-65TF12-23
27	17		12623	B-65TF12-22
27	18		12623	B-65TF12-21
27	19		12623	B-65TF12-20
27	20		12623	B-65TF12-19
27	21		12623	B-65TF12-18
27	22		12623	B-65TF12-16
27	23		12623	B-65TF12-15
27	24		12623	B-65TF12-17
27	25		12623	B-65TF12-14
27		4820-01-218-7635	12623	SS-91K-65-T
27			12623	BN70-91K-129
28	1		51210	CCU-01
28	2		51210	10639
28	3		51210	10636
28	4		51210	12091
28	5		51210	10640
28	6		51210	10649
28	7		51210	11773
28	8		51210	11524-1
28	9		51210	11524
28	10		51210	10644
28	11		51210	13276
29	1		39428	93306A540
29	2		39428	92146A019
29	3		51210	12801

## CROSS-REFERENCE INDEXES

## FIGURE AND ITEM NUMBER INDEX

FIG.	ITEM	STOCK NUMBER	CAGE	PART NUMBER
29	4		51210	11148
29	5		51210	10659
29	6		51210	11936
29	7		51210	12791
30	1		96906	MS35202-73
30	2		55814	28-28-270
31	1		96906	MS35312-91
31	2		96906	MS27183-11
31	3		51210	DH-1
31	4		96906	MS16286-2
31	5		96906	MS27183-140
31	6		51210	14773
31	7	7025-01-113-7609	81860	A32051
31	8		51210	14768
31	9		51210	14902
31	10	5330-01-301-2837	51210	14756
31	11	599540-243-2793	20558	51F2F1
31	12		51210	14742
31	13		96906	MS18064-11
31	14		51210	14792
31	15		51210	14783
31	16		96906	MS18064-31
31	17		51210	14749
32	1	6105-01-301-2723	51210	14904
32	2		39428	92212A202
32	3		51210	14780
32	4		02697	2-041
32	5		96906	MS35312-9
32	6		51210	14777
32	7		51210	14785
32	8		51210	14744
32	9		51210	14745
32	10		20558	59F2M-2
32	11		51210	14775
32	12		51210	14803
32	13		96906	MS16625-4156
32	14		96906	MS16625-4086
32	15		51210	14776
32	16	5330-01-171-4821	02697	2-029
32	17		02697	2-030
32	18		96906	MS18064-11
32	19		51210	14905
32	20		51210	14778
32	21		51210	14774
32	22		51210	14764
33	1		21070	320/BRC
33	2		39428	90053A242

## CROSS-REFERENCE INDEXES

## FIGURE AND ITEM NUMBER INDEX

FIG.	ITEM	STOCK NUMBER	CAGE	PART NUMBER
33	3		21070	H-25
33	4		21070	H-33
33	5		21070	B-71
33	6		21070	B-25
33	7		21070	9551
33	8	5950-01-011-6590	21070	T-246
33	9		21070	K-4
33	10		21070	K-3
33	11		21070	P-150
33	12	5930-01-247-3042	21070	S-412
33	13	6625-01-247-8379	21070	M-53
33	14		21070	1-3
34	1		21070	NPN-21
34	2		21070	B-9490
34	3		21070	W1
34	4		21070	A-8894
34	5		21070	A-11209
34	6		21070	C-6689
34	7		39428	90253A032
34	8		21070	A-6542
34	9		21070	T-305
34	10		39428	90072A077
34	11		21070	C258
34	12		21070	C175
34	13		21070	A9314
34	14		21070	B-11039
35	1		12623	SS-2-SE
35	2		12623	SS-2-HN
35	3		12623	SS-2-ME
35	4		96906	MS16286-1
35	5		96906	MS27183-9
35	6		96906	MS35202-73
35	7	6680-01-250-6231	85274	RMA-4-B
35	8		19879	NPN-22
36	1		39428	90052A245
36	2		39428	7295K3
36	3		0G085	K8521-02
36	4		39428	70355K33
36	5		0G085	T8523-10
37	1		79409	1670
37	2		39428	90053A291
37	3		19879	UL204BC
38	1		63729	HYL250-2P
38	2		63729	HYL-25G-2P-122
38	3		39428	7343K11
38	4		81349	M5086/1-18-0
38	5		63729	HYL-250-2P-120

## CROSS-REFERENCE INDEXES

## FIGURE AND ITEM NUMBER INDEX

FIG.	ITEM	STOCK NUMBER	CAGE	PART NUMBER
38	6		63729	HYL-250-2P-115
38	7		81349	M5086/1-18-9
38	8		63729	HYL-250-2P-100
38	9		63729	HYL-250-2P-55
38	10		63729	HYL-250-2P-132
38	11		63729	HYL-250-2P-52
38	12		63729	HYL-250-2P-152
38	13		63729	HYL-250-2P-HOUSING
39	1		63729	HYL-250-L3
39	2		63729	HYL-250-L3-518
39	3		63729	HYL-250-L3-HT
39	4		63729	HYL-250-L3-376
39	5		63729	HYL-25G-L3-377
39	6		63729	HYL-250-L3-378
39	7		63729	HYL-250-L3-524
39	8		39428	7113K71
39	9		63729	HYL-250-L3-330
39	10		63729	HYL-250-L3-520
39	11		39428	7113K63
39	12		81349	M5086/1-18-5
39	13		63729	HYL-250-L3-201
39	14		63729	HYL-250-L3-516
39	15		81349	M5086/1-18-0
39	16		81349	M5086/1-18-2
39	17		63729	HYL-250-L3-131
39	18			HYL-250-L3-510
39	19		63729	HYL-250-574
39	19		63729	HYL-250-576
40	1		63729	HYL-250-1P
40	2		63729	HYL-250-1P-122
40	3		63729	HYL-250-1P-120
40	4		63729	HYL-250-1P-115
40	5		39428	7343K11
40	6		81349	M5086/1-18-2
40	7		63729	HYL-250-1P-100
40	8		63729	HYL-250-1P-55
40	9		81349	M5086/1-18-9
40	10		63729	HYL-250-1P-132
40	11		63729	HYL-250-1P-52
40	12		63729	HYL-250-1P-152
40	13		63729	HYL-250-1P-HOUSING
41	1	6210-00-990-5556	81349	M16377/18-340
41	2		81349	M16377/18-FIG 4
41	3		81349	MIL-F-16377/18- FIG 4-A
41	4		81349	MIL-F-16377/18- FIG 4-B

## CROSS-REFERENCE INDEXES

## FIGURE AND ITEM NUMBER INDEX

FIG.	ITEM	STOCK NUMBER	CAGE	PART NUMBER
41	5		81349	M16377/40-002
41	6		85213	1322-99
41	7	6240-00-583-3668	08108	F15T12/CW
41	8		30336	92453A106
41	9		30336	98019A110
41	10	6250-00-284-0481	81349	M970/11-1
41	11	6250-00-299-2884	04655	FS2
41	12		39428	90053A242
41	13		81349	MIL-F-16377/18-FIG 3
41	14		30336	91857A192
41	15		30336	91109A009
41	16		30336	70355K35
41	17	5935-01-012-3080	81349	W-C-596
41	18	6250-00-569-9502	81349	M16377/44-001
41	19		30336	91857A197
41	20	6250-00-295-2738	81349	M970/13-1
41	21		81349	5322995
41	22		81349	NPN-23
42	1		39428	7153K56
42	2		39428	7153K66
42	3		39428	7154K73
42	4		39428	7609K5
42	5		39428	7581K44
42	6		6S735	PL-18-1OB
42	7		6S735	41-04
42	8		39428	7082K21
42	9		96906	NPN-24
42	10		39428	7130K22
42	11		39428	7130K15
42	12		39428	7432K51
42	13		39428	7432K53
42	14		39428	7113K42
42	15		39428	7113K12
42	16		81349	M5086/1-16-0
42	16		81349	M5086/1-16-1
42	16		81349	M5086/1-16-2
42	16		81349	M5086/1-16-3
42	16		81349	M5086/1-16-4
42	16		81349	M5086/1-16-5
42	16		81349	M5086/1-16-6
42	16		81349	M5086/1-16-7
42	16		81349	M5086/1-16-8
42	16		81349	M5086/1-16-9
42	17		81349	M5086/1-18-0
42	17		81349	M5086/1-18-1
42	17		81349	M5086/1-18-2
42	17		81349	M5086/1-18-3



## CROSS-REFERENCE INDEXES

## FIGURE AND ITEM NUMBER INDEX

FIG.	ITEM	STOCK NUMBER	CAGE	PART NUMBER
42	17		81349	M5086/1-18-4
42	17		81349	M5086/1-18-5
42	17		81349	M5086/1-18-6
42	17		81349	M5086/1-18-7
42	17		81349	M5086/1-18-8
42	17		81349	M5086/1-18-9
42	18		39428	7119K61
42	19		39428	91783A247
42	20		39428	90480A011
42	21		16428	23F710
42	22		96906	NPN-25
42	23		39428	7581K67
42	24		39428	7609K45
42	25		39428	91841A009
42	26		39428	90308A201
42	27		39428	91783A205
42	28		96906	NPN-26
42	29		39428	7343K11
42	30		30336	7085K56
42	31	5920-00-892-9092	81349	FHN26G1
42	32		86168	BP-12
42	33	5935-01-025-7024	96906	MS3106A165-5PY
42	34	5935-00-257-9663	96906	MS-3106-A-20-27S
43	1		6S753	2820-4003
43	2		39428	91781A128
43	3		39428	98019A114
43	4		39428	92146A007
43	5		39428	91841A006
43	6		39428	91792A198
43	7		96906	MS35338-046
43	8		6S753	231-59-SS-1032E
43	9		39428	91841A029
43	10		39428	98019A160
43	11		39428	91781A542
43	12		39428	91770A144
43	13		39428	93490A007
43	14		6S753	2831-A101
43	15		6S753	SA-820
43	16		96906	MS25082-1
43	17		96906	MS35333-37
43	18		96906	MS35206-230
43	19		6S753	2324-A121
43	20		6S753	2820-200
43	21		6S753	2820-009
43	22		6S753	651H-B
44	1		39428	92736A003
44	2		39428	93490A007

## CROSS-REFERENCE INDEXES

## FIGURE AND ITEM NUMBER INDEX

FIG.	ITEM	STOCK NUMBER	CAGE	PART NUMBER
44	3		39428	91783A142
44	4		6S753	21-1172A
44	5		6S753	4003-C602-1
44	6	5930-01-299-9710	09353	7201/T/CW/Z/Q
44	7		6S753	KLN-500B-1/4
44	8		6S753	70CIN04BS103A
44	9		6S753	KLN-500B-1/8
44	10		6S753	875-4010
44	11	5930-01-262-6014	01534	58411-000
44	12		6S753	579-752RT
44	13		6S753	579-80214
44	14	5935-01-013-2410	91967	1498-102
44	15	5935-01-050-9051	91967	1498-107
44	16		6S753	ME161-4202
44	17	5935-01-013-2411	6S753	1498-103
44	18		6S753	7108-TCWQ
45	1		6S753	2820-4003-1
45	2		96906	MS25082-1
45	3		96906	MS35333-37
45	4		96906	MS35206-230
45	5	5950-01-138-3336	08779	DP241-6-28
45	6		6S753	EP640-21
45	7		96906	MS35190-251
45	8		96906	MS3533-38
45	9		6S753	2820-005
45	10		6S753	PC2823
45	11		6S753	2824-002
45	12		96906	MS3102A-20-27P
45	13	5920-00-199-9498	71400	MDL-1/2
45	14		71400	HJM-2-2-SP'
45	15		6S753	4003-004
45	16		6S753	528-1017
45	17	5995-01-068-1188	34649	P2392
45		5340-01-068-5590	13499	352-9108-020
46	1		6S753	4003-C312
46	2	5965-01-268-6374	6S753	2401-28
46	3		6S753	2401-20
47	1	5965-00-840-8849	81349	H-2031/U
47	2		79879	C867-7327 ITEM 17
47	3		96906	MS16286-1
47	4		96906	MS3538-139
47	5		96906	MS35219-75
47	6		96906	MS27183-9
47	7		12763	701012-300
47	8		96906	MS35338-136
47	9		96906	MS35219-32
47	10		6S753	3113

## CROSS-REFERENCE INDEXES

## FIGURE AND ITEM NUMBER INDEX

FIG.	ITEM	STOCK NUMBER	CAGE	PART NUMBER
48	1		12623	SS4BHA-30
48	2		12623	SS-THB-PF8-120
48	3		12623	SS-8-HN-RS
48	4		12623	SS-QF8-S-8PF
48	5		12623	SS-QF8-B-8PM
48	6		12623	SS-QF8-BP
48	7		12623	SS-26VM8-F8
48	8		12623	SS-8A-8RT
48	9		12623	SS-8-WVCR-6-81 0
48	10		12623	SS-8-HN
48	11		12623	B-12-RA-8
48	12		12623	SS-26VF8
48	13		12623	SS-8-HLN4.00
48	14	6685-00-812-9169	38508	J4882
48	15		12623	SS4-AG-A4
48	16		12623	SS400-A4ANF
48	17		12623	SS-14DKM4-S4
48	18		12623	SS-810-3-4PTF
48	19		12623	SS-8104
48	20		12623	SS-8-1 L-8ST
48	21		39428	798K78-121N
48	22		12623	SS-1 4DKS4
48	23		39428	8989K78-91N
48	24		12623	B-16-RB-8
48	25		12623	SS-THB-SL8-PF8-24
48	26		12623	S-12-NBS8
48	27		39428	8989K78-61N
48	28		12623	SS-8104
48	29	8120-00-285-1575	96906	MS39224-20
49	1		38056	A-3520
49	2		38056	A-3522
49	3	6685-01-210-6572	38056	2.5-1009SW-02B-XUC6B
49	4	6685-01-210-5699	38056	25-1009AW-02B-XUC-X6B 160PSI
50	1		13669	44-1313-2081-00 5-LEVEL2 CLEAN
50	2		13669	5432-LEVEL-2-CLEAN
50	3		13669	6320
50	4		13669	5427-LEVEL-2-CLEAN
50	5		13669	5397
50	6		13669	5153
50	7		13669	5401-21088-LEVEL-2-CLEAN
50	8		13669	1051-LEVEL-2-CLEAN
50	9		13669	1130-3-LEVEL-2-CLEAN
50	10		13669	5426-LEVEL-2-CLEAN
50	11		13669	5424-LEVEL-2-CLEAN
50	12		13669	5945-1-LEVEL-2-CLEAN

## CROSS-REFERENCE INDEXES

## FIGURE AND ITEM NUMBER INDEX

FIG.	ITEM	STOCK NUMBER	CAGE	PART NUMBER
50	13		13669	1088-1-LEVEL-2-CLEAN
50	14		13669	5200-029087-LEVEL-2CLEAN
50	15		13669	5476-10100-LEVEL-2CLEAN
50	16		13669	5200-020107-LEVEL2CLEAN
50	17		13669	1087-2-LEVEL-2-CLEAN
50	18		13669	6871-20570-LEVEL-2CLEAN
50	19		13669	1206-4-LEVEL-2-CLEAN
50	20		13669	1094-LEVEL-2-CLEAN
50	21		13669	1081-8-LEVEL-2-CLEAN
50	22		13669	1199-LEVEL-2-CLEAN
50	23		13669	1085-2-LEVEL-2-CLEAN
50	24		13669	8101
50	25		13669	6488-1-LEVEL-2-CLEAN
50	26		13669	5447-2-LEVEL-2-CLEAN
50	27		13669	5452-LEVEL-2-CLEAN
50	28		13669	5446-4-LEVEL-2-CLEAN
50	29		13669	5445-1-LEVEL-2-CLEAN
50	30		13669	1080-2-LEVEL-2-CLEAN
50	31		13669	1082-LEVEL-2-CLEAN
50	32		13669	5450-20810-LEVEL-2-CLEAN
50	33		13669	44-1313-2081-1-LEVEL-2-CLEAN
50	34		13669	5401-14328-LEVEL-2-CLEAN
50	35		13669	2776-LEVEL-2-CLEAN
50	36		13669	5948-2-LEVEL-2-CLEAN
50	37		13669	5947-1-LEVEL-2-CLEAN
50	38		13669	1577-1-LEVEL-2-CLEAN
50	39		13669	5200-020157-LEVEL2- CLEAN
50	40		13669	6354-1-LEVEL-2-CLEAN
50	41		13669	5200-021237-CLEAN
50	42		13669	1577-1-LEVEL-2-CLEAN
50	43		13669	5200-021287-LEVEL-2- CLEAN
50	44		13669	1149-1-LEVEL-2-CLEAN
50	45		13669	1022-LEVEL-2-CLEAN
50	46		13669	1023-2-LEVEL-2-CLEAN
50	47		13669	1036-4-LEVEL-2-CLEAN
50	48		13669	1522-2-LEVEL-2-CLEAN
50		4820-01-161-0696	13669	389-1873-LEVEL-2-CLEAN
50		4310-01-060-9167	13669	389-1875-LEVEL-2-CLEAN
51	1		13669	29-2912-282
51	2		13669	8165-21489
51	3		13669	8152-X41
51	4		13669	8143-2
51	5		13669	5200-020217
51	6		13669	8138-1
51	7		13669	8148
51	8	5360-01-226-4575	13669	3530

## CROSS-REFERENCE INDEXES

## FIGURE AND ITEM NUMBER INDEX

FIG.	ITEM	STOCK NUMBER	CAGE	PART NUMBER
51	9		13669	8137-2
51	10		13669	8134-2
51	11		13669	8135-2
51	12		13669	5200-020057
51	13		13669	81362
51	14		13669	8142-2
51	15		13669	5200-020097
51	16		13669	8140-2
51	17		13669	8141-1
51	18		13669	8139
51	19		13669	8150
51	20		13669	1918-6
51	21		13669	8614-6
51	22		13669	5200-020327
51	23		13669	8145-1
51	24		13669	5476-11101
51	25		13669	5200-021107
51	26		13669	8088-2
51	27		13669	6871-20630
51	28		13669	809-20370
51	29		13669	8074-2
51	30		13669	5952
51	31		13669	8074-2
51	32		13669	8151-X81
51		4820-01-246-4640	13669	389-1913
51		4320-01-276-8219	13669	389-1914
52	1		99565	381-1-P-OX
52	2		99565	50N1
52	3		99565	001004
52	4		99565	004209
52	5		99565	050560
52	6		99565	041380
52	7	4820-01-144-2438	99565	041370
52	8	5330-01-144-2249	99565	001905
52	9		99565	011216
52	10		99565	000216
52	11	5330-00-245-9001	05415	000014
52	12		99565	025461
52	13		99565	041392
52	14		99565	074591
52	15		99565	073002
52	16	4820-01-143-1606	99565	041361
52	17		99565	381-1-1
53	1	4820-01-462-1973	12623	SS-1RS4-A
53	2		12623	SS-1RS4-A-3
53	3		12623	SS-1RS4-A-1B
53	4		12623	SS-1RS4-A-4

## CROSS-REFERENCE INDEXES

## FIGURE AND ITEM NUMBER INDEX

FIG.	ITEM	STOCK NUMBER	CAGE	PART NUMBER
53	5		12623	SS-1RS4-A-5
53	6		12623	SS-1RS4-A-7
53	7		12623	SS-1RS4-A-6
53	8		12623	SS-1RS4-A-8A
53	9		12623	SS-1RS4-A-10
53	10		12623	SS-1RS4-A-11
54	1		90426	BB4
54	2		12623	SS-8-ME
54	3		12623	SS-8-HCG
54	4		12623	B-63TF8
54	5		12623	B-63TF8-1
54	6		12623	B-63TF8-2
54	7		12623	B-63TF8-3
54	8		12623	B-63TF8-4
54	9		12623	B-63TF8-6
54	10		12623	B-63TF8-5
54	11		12623	B-63TF8-7
54	12		12623	B-63TF8-10
54	13		12623	B-63TF8-11
54	14		12623	B-63TF8-12
54	15		12623	B-63TF8-13
54	16		12623	B-63TF8-24
54	17		12623	B-63TF8-23
54	18		12623	B-63TF8-22
54	19		12623	B-63TF8-21
54	20		12623	B-63TF8-20
54	21		12623	B-63TF8-19
54	22		12623	B-63TF8-18
54	23		12623	B-63TF8-16
54	24		12623	B-63TF8-15
54	25		12623	B-63TF8-17
54	26		12623	B-63TFB-14
54			12623	304-61K-63
54			12623	T-91K-121
54			12623	B-91K-63V
55	1		96906	MS16286-1
55	2		96906	MS35338-139
55	3		96906	MS35312-3
55	4		12623	SS-8-HN
55	5		19879	C867-7311-51
56	1		53655	801804-01
56	2		53655	6818-3
56	3		53655	8580-00
56	4		53655	58370-00
56	5		53655	802240-02
56	6	1940-01-219-6370	6S753	801238-01
56	7		53655	803115-01

## CROSS-REFERENCE INDEXES

## FIGURE AND ITEM NUMBER INDEX

FIG.	ITEM	STOCK NUMBER	CAGE	PART NUMBER
56	8	5330-01-284-4217	53655	2800C125A
56	9	4730-01-286-5071	6S753	803100-01
56	10	5330-01-172-4140	53655	21506-01
56	11	4240-01-172-3912	53655	803152-01
56	11	4240-01-172-3914	53655	803152-02
56	11	4240-01-172-3915	53655	803152-03
56	11	4240-01-172-3913	53655	803152-04
56			53655	803200-01
56			53655	803200-02
56			53655	803200-03
56			53655	803200-04
57	1		53655	800954-01
57	2		53655	26010-01
57	3		53655	801276-00
57	4	4240-01-172-3917	53655	26004-01
57	5		53655	13685-00
57	6	5360-01-288-3286	6S753	13796-00
57	7		53655	26021-01
57	8		53655	800956-00
58	1	4240-01-132-9210	53655	801274-00
58	2		53655	26010-01
58	3		53655	10003027
58	4	4240-00-248-5427	53655	801272-00
58	5	5360-01-288-3286	6S753	13796-00
58	6		53655	800963-00
58	7		53655	801275-00
59	1		53655	803166-10
59	2		53655	20433-00
59	3		53655	59853-00
59	4		53655	59852-00
59	5		53655	18969-00
59	6		53655	18970-00
59	7	5325-01-284-4337	6S753	10002573
59	8	5330-01-284-4219	6S753	2827-49
59	9		53655	26037-10
59	10		53655	59719-10
60	1		12623	SS-810-9
60	2		39428	5178K4
60	3		12623	SS-810-1-OR
60	4		99565	H8541R-20-1/2-SSI
60	5		12623	SS-810-2-8
60	6		12623	SS-810-3
60	7		12623	SS400-1-8
60	8		12623	SS-8-HCG
60	9		39428	5178K2
60	10		12623	SS-400-2-8
60	11		12623	SS-8-E

## CROSS-REFERENCE INDEXES

## FIGURE AND ITEM NUMBER INDEX

FIG.	ITEM	STOCK NUMBER	CAGE	PART NUMBER
61	1		96906	MS35650-3382
61	2		96906	MS35338-46
61	3		78640	21773
61	4	4220-01-228-0213	19879	C867-7311-81
61	5		96906	MS35650-22
61	6		96906	MS35338-143
61	7		96906	MS35312-115
61	8		19879	C867-7301 ITEM80
61	9		12623	NPN-27
61	10		14819	112
61	11		12623	SS-16-RB-12
61	12		12623	SS-12-ST
61	13		12623	SS-12-A
61	14		12623	SS-12-ME
61	15		12623	SS-16-E
61	16		12623	SS-16-HLN-3.00
61	17		19879	C867-7301-ITEM-27
61	18		19879	C867-7301-ITEM-20
61	19	6685401-339-9898	38508	J1458
61	20		12623	SS4-ME
61	21		12623	SS4-A
61	22		19879	C867-7301 -ITEM44
61	23		90426	AA-8
61	24		96906	MS51922-5
61	25		96906	MS35335-6
61	26		81361	B81-8-774-2
61	27		12623	SS-20HCG
61	28		19879	NPN-28
62	1		57661	82-104
62	2		57661	C-152440
62	3		57661	W-5644-00
62	4		57661	C-1 566-00
62	5		19879	C-867-9912-3
62	6		57661	L-3813-05
62	7		57661	D-1937-00
62	8		57661	B-1298-06
62	9	5330-01-025-9920	72219	D-178100
62	10		57661	G-2398-06
62	11		57661	K-3125-11
62	12	3120-01-205-4382	57661	D178500
62	13		57661	B-1420-00
62	14		57661	U-5368-05
62		4820-01-353-7505	72219	82-00401
63	1	4820-01-280-3976	72219	70-105
63	2		72219	70-105-9
63	3		72219	70-105-1
63	4		72219	70-105-7

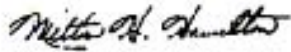


## CROSS-REFERENCE INDEXES

## FIGURE AND ITEM NUMBER INDEX

FIG.	ITEM	STOCK NUMBER	CAGE	PART NUMBER
63	5		72219	70105-3
63	6		72219	70105-8
63	7		72219	70105-2
63	8		72219	70105-6
63	9		72219	70-105-5
63	10		72219	70-105-4
63	11		72219	70-105-11
63		5330-01-073-5003	72219	70105-01KIT
64	1		96906	MS35650-3
64	2		96906	MS35338-46
64	3		78640	21773
64	4	4220-01-212-1215	19879	C867-7311-61
64	5		19879G	C867-7301-ITEM-54
64	6		19879	C867-7301-ITEM-53
64	7		19879	C867-7301-ITEM-82
64	8		90426	NO. AA-10
65	1	4820-01-133-8687	72219	82-106
65	2		72219	C-1503-00
65	3		72219	W-5648-00
65	4		72219	C-1567-00
65	5		19879	C867-9912-3
65	6		72219	L-3815-05
65	7	4820-01-226-7104	72219	D-1939-00
65	8		72219	B-1299-06
65	9	3120-01-178-1439	72219	D-1786-00
65	10		72219	G-2399-06
65	11		72219	K-3042-11
65	12	5330-01-264-1093	57661	D-1782-00
65	13		72219	B-1422-00
65	14		72219	U-5370-05
65		4820-01-226-7134	72219	82-006-01
66	1		12623	SS400-7-4RG
66	2		12623	SS400-4
66	3		12623	SS400-3
66	4		12623	SS400-9
66	5	4710-824-1329	78821	MILT8506
67	1		96906	MS16286-1
67	2		96906	MS35338-139
67	3		96906	MS35219-32
67	4	6685-01-210-5698	19879	C867-7307
67	5	6685-00-431-4895	52159	25646-23N21FAK

By Order of the Secretary of the Army:



**MILTON H. HAMILTON**  
*Administrative Assistant to the  
Secretary of the Army*  
06619

**GORDON R. SULLIVAN**  
*General United States Army  
Chief of Staff*

**DISTRIBUTION:**

To be distributed in accordance with DA Form 12-25-E, block no. 8210,  
requirements for TM 5-4220-227-24P.

RECOMMENDED CHANGES TO EQUIPMENT TECHNICAL PUBLICATIONS



THEN...JOT DOWN THE DOPE ABOUT IT ON THIS FORM. CAREFULLY TEAR IT OUT, FOLD IT AND DROP IT IN THE MAIL.

**SOMETHING WRONG WITH PUBLICATION**

FROM: (PRINT YOUR UNIT'S COMPLETE ADDRESS)

DATE SENT

PUBLICATION NUMBER

PUBLICATION DATE

PUBLICATION TITLE

BE EXACT PIN-POINT WHERE IT IS

PAGE NO.	PARA-GRAPH	FIGURE NO.	TABLE NO.

IN THIS SPACE, TELL WHAT IS WRONG AND WHAT SHOULD BE DONE ABOUT IT.

PRINTED NAME, GRADE OR TITLE AND TELEPHONE NUMBER

SIGN HERE

TEAR ALONG PERFORATED LINE

DA FORM 1 JUL 79 2028-2

PREVIOUS EDITIONS ARE OBSOLETE.

P.S.--IF YOUR OUTFIT WANTS TO KNOW ABOUT YOUR RECOMMENDATION MAKE A CARBON COPY OF THIS AND GIVE IT TO YOUR HEADQUARTERS.

# The Metric System and Equivalents

## Linear Measure

1 centimeter = 10 millimeters = .39 inch  
 1 decimeter = 10 centimeters = 3.94 inches  
 1 meter = 10 decimeters = 39.37 inches  
 1 dekameter = 10 meters = 32.8 feet  
 1 hectometer = 10 dekameters = 328.08 feet  
 1 kilometer = 10 hectometers = 3,280.8 feet

## Weights

1 centigram = 10 milligrams = .15 grain  
 1 decigram = 10 centigrams = 1.54 grains  
 1 gram = 10 decigrams = .035 ounce  
 1 dekagram = 10 grams = .35 ounce  
 1 hectogram = 10 dekagrams = 3.52 ounces  
 1 kilogram = 10 hectograms = 2.2 pounds  
 1 quintal = 100 kilograms = 220.46 pounds  
 1 metric ton = 10 quintals = 1.1 short tons

## Liquid Measure

1 centiliter = 10 milliliters = .34 fl. ounce  
 1 deciliter = 10 centiliters = 3.38 fl. ounces  
 1 liter = 10 deciliters = 33.81 fl. ounces  
 1 dekaliter = 10 liters = 2.64 gallons  
 1 hectoliter = 10 dekaliters = 26.42 gallons  
 1 kiloliter = 10 hectoliters = 264.18 gallons

## Square Measure

1 sq. centimeter = 100 sq. millimeters = .155 sq. inch  
 1 sq. decimeter = 100 sq. centimeters = 15.5 sq. inches  
 1 sq. meter (centare) = 100 sq. decimeters = 10.76 sq. feet  
 1 sq. dekameter (are) = 100 sq. meters = 1,076.4 sq. feet  
 1 sq. hectometer (hectare) = 100 sq. dekameters = 2.47 acres  
 1 sq. kilometer = 100 sq. hectometers = .386 sq. mile

## Cubic Measure

1 cu. centimeter = 1000 cu. millimeters = .06 cu. inch  
 1 cu. decimeter = 1000 cu. centimeters = 61.02 cu. inches  
 1 cu. meter = 1000 cu. decimeters = 35.31 cu. feet

## Approximate Conversion Factors

To change	To	Multiply by	To change	To	Multiply by
inches	centimeters	2.540	ounce-inches	newton-meters	.007062
feet	meters	.305	centimeters	inches	.394
yards	meters	.914	meters	feet	3.280
miles	kilometers	1.609	meters	yards	1.094
square inches	square centimeters	6.451	kilometers	miles	.621
square feet	square meters	.093	square centimeters	square inches	.155
square yards	square meters	.836	square meters	square feet	10.764
square miles	square kilometers	2.590	square meters	square yards	1.196
acres	square hectometers	.405	square kilometers	square miles	.386
cubic feet	cubic meters	.028	square hectometers	acres	2.471
cubic yards	cubic meters	.765	cubic meters	cubic feet	35.315
fluid ounces	milliliters	29.573	cubic meters	cubic yards	1.308
pints	liters	.473	milliliters	fluid ounces	.034
quarts	liters	.946	liters	pints	2.113
gallons	liters	3.785	liters	quarts	1.057
ounces	grams	28.349	liters	gallons	.264
pounds	kilograms	.454	grams	ounces	.035
short tons	metric tons	.907	kilograms	pounds	2.205
pound-feet	newton-meters	1.356	metric tons	short tons	1.102
pound-inches	newton-meters	.11296			

## Temperature (Exact)

°F	Fahrenheit temperature	5/9 (after subtracting 32)	Celsius temperature	°C
----	------------------------	----------------------------	---------------------	----

